



# The Regional Municipality of Durham

## COUNCIL INFORMATION PACKAGE

### September 23, 2022

#### Information Reports

- 2022-INFO-78** Commissioner of Social Services, Commissioner of Finance, Commissioner of Works and Commissioner of Planning and Economic Development re: Next Steps for the Redevelopment and Revitalization of Durham Regional Local Housing Corporation Properties
- 2022-INFO-79** Commissioner of Planning and Economic Development – re: 2021 Census of Population – Families, Households, Marital Status, and Income (Release 3)

#### Early Release Reports

There are no Early Release Reports

#### Staff Correspondence

1. Memorandum from Dr. R.J. Kyle, Commissioner and Medical Officer of Health – re: Health Information Update – September 18, 2022
2. Memorandum from S. Danos-Papaconstantinou, Commissioner of Social Services and Dr. R.J. Kyle, Commissioner and Medical Officer of Health – re: Primary Care Outreach Program (PCOP) Municipal Service Delivery Data

#### Durham Municipalities Correspondence

1. Municipality of Clarington – re: Resolution passed at their Council meeting held on September 19, 2022, regarding Region of Durham’s Pilot Project Using Recycled Waste Materials in a Section of Newtonville Road

#### Other Municipalities Correspondence/Resolutions

1. Township of Lucan Biddulph – re: Resolution passed at their Council meeting held on September 6, 2022, in support of the Town of Wasaga Beach and Town of Kingsville resolutions regarding Strong Mayors, Building Homes Act.

2. Municipality of Huron Shores – re: Resolution passed at their Council meeting held on September 14, 2022, in support of the Town of Wasaga Beach resolution regarding Strong Mayors, Building Homes Act.

### **Miscellaneous Correspondence**

1. Linda Gasser, Whitby Resident – re: Comments on Durham’s Newtonville Road Construction Pilot Project

### **Advisory / Other Committee Minutes**

1. Durham Accessibility Advisory Committee (DAAC) minutes – September 13, 2022
2. Durham Region Roundtable on Climate Change (DRRCC) – September 16, 2022

Members of Council – Please advise the Regional Clerk at [clerks@durham.ca](mailto:clerks@durham.ca), if you wish to pull an item from this CIP and include on the next regular agenda of the appropriate Standing Committee. Items will be added to the agenda if the Regional Clerk is advised by Wednesday noon the week prior to the meeting, otherwise the item will be included on the agenda for the next regularly scheduled meeting of the applicable Committee.

Notice regarding collection, use and disclosure of personal information:

Written information (either paper or electronic) that you send to Durham Regional Council or Committees, including home address, phone numbers and email addresses, will become part of the public record. If you have any questions about the collection of information, please contact the Regional Clerk/Director of Legislative Services.

If this information is required in an accessible format, please contact 1-800-372-1102 ext. 3540.



# The Regional Municipality of Durham Information Report

---

From: Commissioner of Social Services, Commissioner of Finance,  
Commissioner of Works, and Commissioner of Planning and Economic  
Development  
Report: [#2022-INFO-78](#)  
Date: September 23, 2022

---

**Subject:**

Next Steps for the Redevelopment and Revitalization of Durham Regional Local Housing Corporation Properties

---

**Recommendation:**

Receive for information.

---

**Report:**

**1. Purpose**

1.1 This report provides Regional Council an overview of the goals, objectives and next steps related to the redevelopment and revitalization of the Regionally owned Durham Regional Local Housing Corporation (DRLHC) portfolio.

**2. Background**

2.1 In 2020, Urban Strategies Inc. (USI) was retained to conduct a high-level analysis of DRLHC sites selected due to their current low asset management condition ratings to explore the site redevelopment potential. USI undertook site reconnaissance, planning analysis, and identified preliminary conceptual massing, development options and urban design considerations. From USI's analysis, potential redevelopment options were prepared, and unit yield estimations provided.

2.2 The work undertaken by USI confirmed the opportunity to improve current conditions through the creation of mixed income communities, including sustainable development features that would act as a catalyst to the revitalization of surrounding neighbourhoods. As well, the redevelopment would address the asset management issues present with these units that have reached the end of life, provide opportunities for improvements in water and energy efficiencies and support Regional Council's goal of creating 1,000 new affordable housing units.

2.3 Similar redevelopment and revitalization projects have been undertaken in other communities based on partnerships with other levels of government and the private sector which have redefined how community housing can be developed and redeveloped.

### **3. Establishment of an Affordable Housing Revitalization Program Vision**

3.1 An internal working group of staff from Social Services, Planning and Economic Development, Finance, Works, Legal Services and the CAO's office was formed with the objective of advancing the DRLHC redevelopment opportunities. A steering committee comprised of the Commissioners of Social Services, Planning and Economic Development, Finance and Works, along with the CAO was formed to oversee and champion the revitalization and redevelopment work.

3.2 At the staff level, a Program Vision and Charter for the redevelopment and revitalization work was created to guide the work, structure, and objectives for the delivery of Regional affordable housing initiatives and set objectives and outcomes. The principles of the Program Vision are:

- a. **Lead by Innovation and Example:** Ensure that the DRLHC is strategic, proactive, anticipatory, and ready to champion new and innovative approaches to deliver affordable and community housing.
- b. **Improve Autonomy:** Overcome barriers that prevent affordable housing from being developed and maintained by reducing risk, increasing funding, enabling different business modes, improving revenue certainty, and offsetting capital, operating and maintenance costs.
- c. **Partner and Build Support:** Improve education, communication, outreach, and awareness, and develop strong partnerships, including the private sector, to enable innovative delivery models.

- d. **Demonstrate Commitment:** Commit to a proactive public engagement process that hears community input at the beginning of the process, promotes continuous engagement, and addresses comments/concerns to the extent possible through the program development and project delivery.
  - e. **Showcase Best Practices:** Strive to achieve all goals associated with affordable housing investment and share information to build the Region's reputation as an affordable housing exemplar, fit for imitation by others.
  - f. **Advocate Responsibly and Passionately:** Seek alignment with all stakeholders and funding from all levels of government for affordable, suitable, and sustainable housing that meets the needs of the community.
  - g. **Monitor and Report Progress:** Critically review and document results to ensure that objectives are being met and that success is being realized through on the ground action.
- 3.3 As part of the overall program vision, a more strategic land acquisition and development approach is contemplated, aimed to encourage partnerships with the private sector and other levels of government, particularly the Province of Ontario which owns lands in major transit station areas that can be leveraged for affordable housing purposes. To enable the DRLHC to be positioned to enter joint ventures or generate revenue streams through leasing activities, modernization of DRLHC program mandate and structure is necessary to ensure strategic and innovative opportunities can be considered and implemented where appropriate and beneficial.
- 3.4 Due to the complexity presented by this type of redevelopment work, the overall portfolio of DRLHC assets will be addressed in a phased approach, with a goal of beginning the first phase of redevelopment activities in 2023.

#### **4. Next Steps**

- 4.1 Two Request for Proposals (RFP) will be issued through the Fall 2022 to secure specialized resources to support the DRLHC revitalization and redevelopment planning and initiation.

### DRLHC Revitalization – Structure and Governance

4.2 The first RFP to be issued will secure external expertise to undertake a review of the community housing revitalization and redevelopment approaches. This review will ensure that the most advantageous and effective governance structure is implemented as part of the long-term vision for the DRLHC and affordable housing portfolio to achieve the following objectives:

- Build capacity for redevelopment activities to realize the Region’s vision for affordable housing. Regional staff have limited experience in developing mixed income communities; the most appropriate way to build that capacity needs to be explored and actioned.
- Increase the supply of affordable housing through strategic real estate activities, such as land acquisition, disposition, lease, sale / leaseback, joint ventures, or other approaches as appropriate; and through intensification and redevelopment, including market housing, integrated with increased affordable housing stock and related complementary uses, involving rental and ownership tenure, as appropriate.
- Improve the design, integration and mix of housing developments by applying modern standards and enhancing operational efficiencies, accommodating a wide variety of housing needs, including families, and improving the mix of housing (including mixed market developments) within their respective communities.
- Generate revenue to pay for redevelopment by sharing the financial risk/reward with potential development partners, and by developing new partnerships between the DRLHC, Canada Mortgage and Housing Corporation (CMHC), housing developers, and support service agencies.
- Support community improvement by providing supportive community spaces, other public uses and/or or commercial uses as appropriate as part of the redevelopment formula, supporting economic spin-offs through new construction, setting a positive example of sensitive redevelopment and intensification, through a high standard of urban design and fostering long term relationships within the community.

4.3 This study will explore the authorities, capacity, and gaps in both the Region and the DRLHC related to the delivery of the redevelopment strategy and long-term property management of the redeveloped sites.

- 4.4 Research will include comparisons to other Ontario municipalities, along with interviews with community stakeholders, select staff and members of Regional Council. The resulting study will provide alternative models for the delivery of strategic development and property management real estate functions for the DRLHC and provide recommendations on the preferred model for presentation to Regional Council to form the long-term approach for the portfolio.

Immediate Redevelopment Opportunities – Community Engagement and Consultation

- 4.5 The second RFP to be issued will secure external communications and public consultation expertise for the immediate redevelopment opportunities that will comprise the first phase of redevelopment work in 2023.
- 4.6 The nature and impact of the DRLHC redevelopment and revitalization requires broad, robust, forward-thinking communications and a comprehensive, creative, and ongoing consultation framework engaging the current residents, community, stakeholders, local municipal staff, and Councillors throughout the project lifecycle. The scope of work will include the development and implementation of a communication and engagement framework that will utilize multiple forms of media (open houses, print, graphics, and digital messaging) to reach a variety of audiences, promoting awareness and encouraging dialogue related to the revitalization and redevelopment opportunities that will advance as part of the first phase of site redevelopment work.
- 4.7 Early communication activities led by the selected firm will be undertaken to share fulsome information with the stakeholders, discuss the issues to be resolved through the site redevelopment for each property included in the first phase of work, and explain how the stakeholders can/will be engaged in the project moving forward. Targeted, detailed communications will be delivered to affected residents, communities, local municipal staff, and Councillors to introduce the first phase of work, invite suggestions, understand concerns, and ensure accurate and timely information is shared with stakeholders.

**5. Conclusion**

- 5.1 Preparatory work for the redevelopment and revitalization of the Regionally owned Durham Regional Local Housing Corporation has commenced. A comprehensive review of the available governance models to determine the most

advantageous long-term approach will be undertaken with the objective of creating a nimble, strategic redevelopment program.

- 5.2 External expertise is also being sought to prepare and deliver a comprehensive communication and consultation framework to support the immediate redevelopment activities to commence in 2023, ensuring stakeholder input is received early and throughout the delivery of the first phase of redevelopment work.
- 5.3 Further updates will be provided to Regional Council as preparatory work is completed with recommendations for the next phases of the redevelopment and revitalization.

Respectfully submitted,

**Original signed by:**

---

Stella Danos-Papaconstantinou  
Commissioner of Social Services

**Original signed by:**

---

Nancy Taylor, CPA, CA  
Commissioner of Finance

**Original signed by:**

---

John Presta, P.Eng., MPA  
Commissioner of Works

**Original signed by:**

---

Brian Bridgeman, MCIP, RPP  
Commissioner of Planning and Economic  
Development



If this information is required in an accessible format, please contact 1-800-372-1102 ext. 2564



# The Regional Municipality of Durham Information Report

---

From: Commissioner of Planning and Economic Development  
Report: #2022-INFO-79  
Date: September 23, 2022

---

## Subject:

2021 Census of Population – Families, Households, Marital Status, and Income (Release 3), File: D01-03

---

## Recommendation:

Receive for information

---

## Report:

### 1. Purpose

1.1 This report presents an overview of Statistics Canada's third release of the 2021 Census of Population data, highlighting Durham Region's statistics for families, households, marital status, and income. Attachment 1 summarizes key statistics in Durham Region, the Greater Toronto and Hamilton Area (GTHA), Ontario, and Canada.

### 2. Background

2.1 On July 13, 2022, Statistics Canada released the third dataset in a series of 2021 Census of Population statistics for municipalities across Canada. This release focused on two major categories:

- Families, households, and marital status; and
- Income.

The Census is conducted in Canada every five years.

### 3. Previous Reports and Decisions

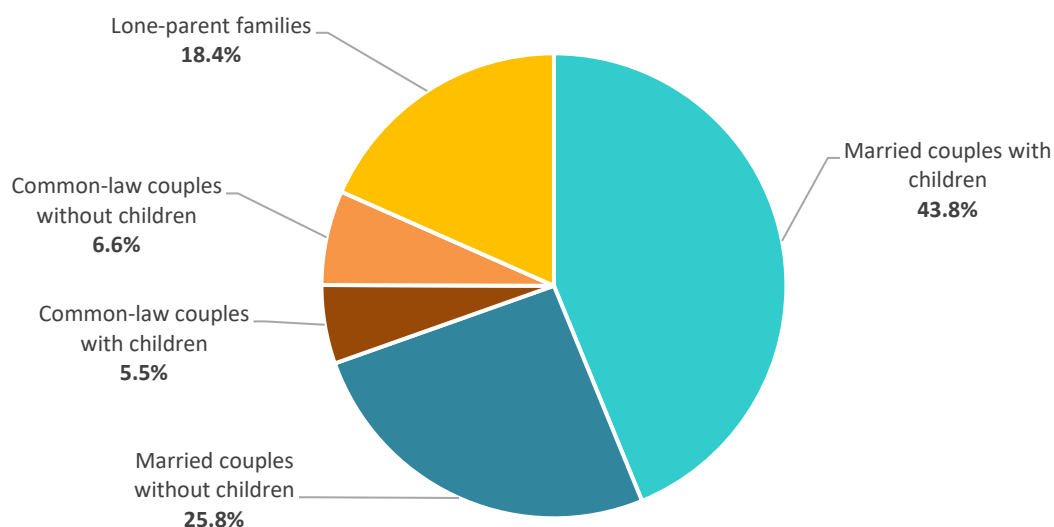
- 3.1 2022-INFO-31 – 2021 Census of Population – Population and Dwelling Counts (Release 1)
- 3.2 2022-INFO-77 – 2021 Census of Population – Age, Gender, and Dwelling Type (Release 2)

### 4. Families, households, and marital status

#### Census Families

- 4.1 Statistics Canada defines a “**census family**” as “couples living together, with or without children, and lone parents living with their children.”<sup>1</sup>
- 4.2 In 2021, there were approximately 199,375 census families in Durham, compared to 186,135 in 2016 (an increase of 7.1%). Of these families, 69.6% were married couples, 12.1% were common-law couples, and 18.4% were lone-parents. A female parent headed 78.9% of Durham’s lone-parent families. Approximately 12.4% of Durham’s population included persons not in a census family. Figure 1 shows the breakdown of Durham’s census families, including married and common-law couples with and without children, and lone-parent families.

Figure 1 | Census Families in Durham

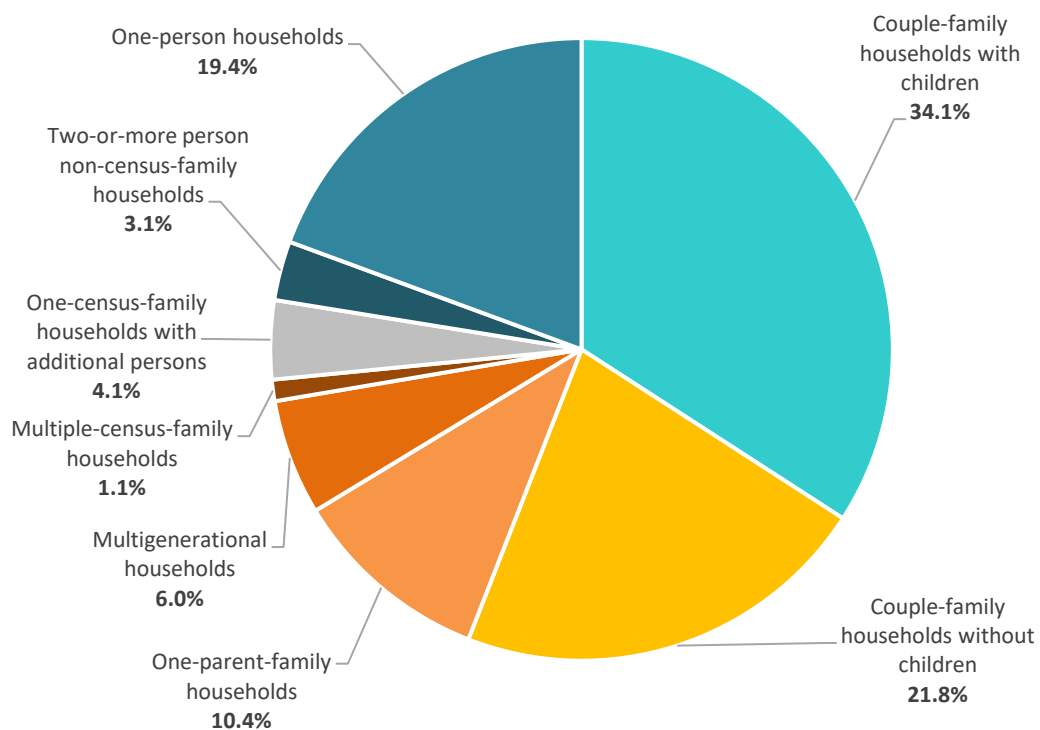


<sup>1</sup> Statistics Canada Families, Households and Marital Status Reference Guide, Census of Population, 2021

## Households

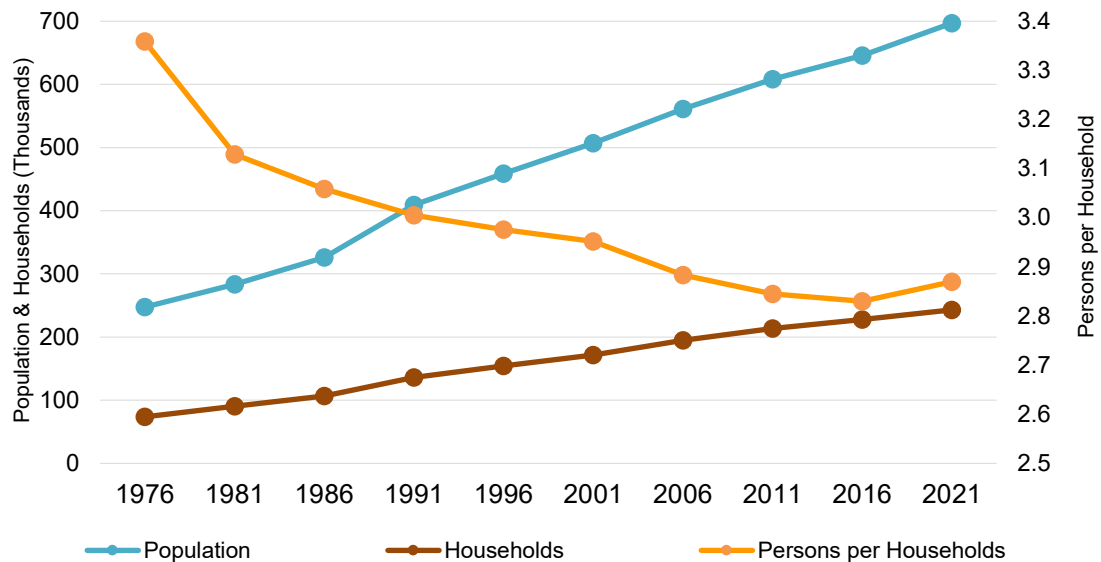
- 4.3 A **“household”** refers to a person, or group of people that live together, in the same principal dwelling.
- 4.4 In 2021, there were approximately 243,050 households in Durham, compared to 227,905 in 2016 (an increase of 6.6%). Approximately 44.5% of Durham’s households were families with children. The remaining households consisted of families without children (21.8%), one-person households (19.4%), multigenerational households (6%), one-census family households with additional persons (4.1%), multiple-family households (.1.1%), and single persons living in groups of two or more unrelated people sharing a dwelling (3.1%). Figure 2 shows the breakdown of household types in Durham.

Figure 2 | Households in Durham



- 4.5 On average, there were 2.87<sup>2</sup> persons per household in 2021, up from 2.83 persons per household in 2016, representing an increase for the first time since 1976 (see Figure 3).

**Figure 3 | Population, Households, and Persons per Household in Durham, 1976-2021**



## Marital Status

- 4.6 Among Durham's population aged 15 years and over, 58.1% (332,030 people) were married or living with a common-law partner in 2021 compared to 58.5% (309,895 people) in 2016. This change represents a slight decrease in the overall share of the population who are married or living with a common-law partner by approximately 0.4%.

## 5. Income

- 5.1 The median **individual** income in Durham increased nearly 8% from approximately \$37,755 in 2015 to \$44,000 in 2020<sup>3</sup>. During this time, the Bank of Canada's consumer price index (CPI) measure for inflation in Canada increased by 7.8%<sup>4</sup>.

<sup>2</sup> Average number of persons per household calculated without adjustment for undercount.

<sup>3</sup> Census data for income is reported from the calendar year prior to the census.

<sup>4</sup> Bank of Canada Website: <http://www.bankofcanada.ca/rates/related/inflation-calculator/>

- 5.2 By comparison, in 2020 the median individual income for Ontario was \$41,200 and it was \$41,600 for the GTHA<sup>5</sup>. Within Durham, Clarington and Whitby had the highest individual median income (\$48,000) followed by Uxbridge (\$47,200). In the GTHA, Halton Region had the highest median income (\$48,400).
- 5.3 In 2020, the median **household** income in Durham was \$107,000. The median **family** income<sup>6</sup> was approximately \$123,000. The median income for people aged 15 years and over who are not in economic families was \$42,800.
- 5.4 Durham households reported higher median household incomes than Ontario (\$91,000) and the GTHA (\$102,833). Similarly, median family incomes were higher in Durham than Ontario (\$111,000) and the GTHA (\$120,000). Within Durham, Whitby reported the highest median household income (\$123,000), while Uxbridge reported the highest median family income (\$139,000) (see Figure 4).

Figure 4 | Median family and household incomes in Durham, 2021



- 5.5 In 2021, 60.4% of Durham families were in the top half of Canadian income distribution. By comparison, 53.6% of Ontarians and 55.2% of GTHA families were in the top half of the Canadian distribution. Within Durham, 68.4% of Uxbridge families were in the top half of Canadian income distribution, followed by Whitby (67.2%), Pickering (65.4%), and Scugog (64.1%).

<sup>5</sup> Median income for the GTHA estimated as average of median incomes for Durham, Halton, Peel, Toronto, York, and Hamilton.

<sup>6</sup> 'Economic family' refers to a group of two or more persons who live in the same dwelling and are related to each other by blood, marriage, common-law union, adoption or a foster relationship.

- 5.6 In 2020, 95.7% of Durham residents aged 15 years and older received an income. In Durham, 13.3% of residents had an income of \$100,000 or more, while 8.5% had an income of less than \$10,000. A total of 54% of households in Durham had an income of \$100,000 or more, while 7% of households had an income less than \$30,000.
- 5.7 In Durham, approximately 45,800 individuals were identified as low income according to the low-income measure after tax (LIM-AT), which is based on household income<sup>7</sup>. Among different age cohorts, the prevalence of low income was highest for children aged 0 to 5 years (8.5%), and lowest for adults aged between 18 and 64 years (5.8%).

## **6. Potential Impacts of COVID-19**

- 6.1 The COVID-19 pandemic has had significant impacts on population and demographic growth trends across the globe. The pandemic has also influenced growth patterns in the GTHA, as identified in Report 2022-INFO-31 (Census Release 1) and #2022-INFO-77 (Census Release 2). Future data releases of the 2021 Census and beyond will provide further insight into the shifts, the longevity of their impacts, and whether they represent long-term trends.

## **7. Relationship to Strategic Plan**

- 7.1 This report aligns with/addresses the following strategic goals and priorities in the Durham Region Strategic Plan:
- a. Goal 5.3 – Demonstrate commitment to continuous quality improvement and communicating results

## **8. Conclusion**

- 8.1 The Census is an essential source of data on the demographic characteristics over time. The Planning and Economic Development Department will be reporting on the data on language (released August 17) in the next month.

---

<sup>7</sup> The Low-income measure after tax (LIM-AT) is a fixed percentage (50%) of median adjusted after-tax income of households observed at the person level.

8.2 Statistics Canada has noted the following release schedule for additional data this year:

- September 21 – Indigenous peoples and Housing;
- October 26 – Immigration, place of birth, and citizenship; ethnocultural and religious diversity; and mobility and migration;
- November 30 – Education, labour, language of work, commuting, and instruction in the minority official language.

8.3 Following the completion of the seven major releases, there will be further releases (dates to be determined) that will highlight additional themes and key findings in the data, data tables, updates to data products, and further analyses.

8.4 The 2021 Census information will be used as input to various Regional projects, including the update to the Regional Official Plan through the Municipal Comprehensive Review (Envision Durham), infrastructure master planning, annual infrastructure capital budgets and forecasts, the annual Business Plan and Budgeting process, Development Charges Studies, and the Durham Region Profile.

8.5 A copy of this report will be forwarded to the area municipalities and be made available on the Region's website.

## 9. Attachments

Attachment #1: Statistics Canada 2021 Census of Population, Third Release (families, households, marital status, and Income)

Respectfully submitted,

Original signed by

---

Brian Bridgeman, MCIP, RPP  
Commissioner of Planning and  
Economic Development

Table 1  
Census Families by Municipality in Durham

	Ajax	Brock	Clarington	Oshawa	Pickering	Scugog	Uxbridge	Whitby	Durham
Total number of census families	35,825	3,720	29,830	48,845	28,795	6,695	6,415	39,250	199,375
Total couple families	29,200	3,200	25,190	37,290	23,505	5,835	5,655	32,880	162,750
Married couples	26,330	2,460	20,870	29,465	20,870	4,845	4,835	29,055	138,725
Common-law couples	2,870	740	4,325	7,830	2,630	1,000	815	3,815	24,025
Lone-parent families	6,625	520	4,640	11,555	5,290	870	765	6,370	36,625
Female parent	5,295	390	3,535	9,195	4,240	615	585	5,045	28,895
Male parent	1,330	125	1,105	2,360	1,055	250	180	1,330	7,730
Couple census families	29,200	3,200	25,190	37,290	23,505	5,835	5,655	32,880	162,750
Couples without children	9,395	1,670	10,505	16,670	8,970	3,130	2,605	11,530	64,480
Couples with children	19,805	1,530	14,680	20,615	14,535	2,705	3,045	21,350	98,265
Persons not in census families	12,540	1,735	11,005	30,930	10,910	2,670	2,505	14,005	86,295



Table 2  
Census Families in the GTHA

	Durham	Halton	Peel	Toronto	York	Hamilton	GTHA	Ontario
Total number of census families	199,375	169,665	397,915	733,220	339,100	157,125	1,996,400	3,969,670
Total couple families	162,750	146,545	330,680	580,590	289,760	126,990	1,637,315	3,291,560
Married couples	138,725	131,450	306,605	484,435	267,775	104,920	1,433,910	2,776,165
Common-law couples	24,025	15,100	24,075	96,155	21,985	22,070	203,410	515,395
Lone-parent families	36,625	23,120	67,235	152,635	49,340	30,135	359,090	678,110
Female parent	28,895	18,295	54,755	127,560	39,395	23,985	292,885	538,450
Male parent	7,730	4,830	12,475	25,075	9,945	6,150	66,205	139,660
Couple census families	162,750	146,545	330,680	580,590	289,760	126,990	1,637,315	3,291,560
Couples without children	64,480	54,405	112,605	267,410	105,350	58,210	662,460	1,530,240
Couples with children	98,265	92,145	218,080	313,180	184,410	68,780	974,860	1,761,315
Persons not in census families	86,295	63,815	191,915	652,310	126,480	99,290	1,220,105	2,430,295

Table 3  
Marital Status by Municipality in Durham

	Ajax	Brock	Clarington	Oshawa	Pickering	Scugog	Uxbridge	Whitby	Durham
Population 15 yrs +	102,860	10,440	81,810	144,580	82,785	18,655	18,290	112,075	571,490
Married or common law	59,825	6,515	51,000	76,220	48,125	11,815	11,435	67,085	332,030
Not married or common-law	43,035	3,925	30,805	68,355	34,655	6,835	6,850	44,995	239,455

Table 4  
Marital Status in the GTHA

	Durham	Halton	Peel	Toronto	York	Hamilton	GTHA	Ontario
Population 15 yrs +	571,490	485,605	1,210,890	2,410,060	982,120	478,115	6,138,280	11,972,145
Married or common law relationships	332,030	299,515	688,410	1,213,410	596,385	260,655	3,390,405	6,769,725
Not married or common-law	239,455	186,090	522,480	1,196,645	385,735	217,455	2,747,860	5,202,420

Table 5  
Census Family Households by Municipality in Durham

	Ajax	Brock	Clarington	Oshawa	Pickering	Scugog	Uxbridge	Whitby	Durham
Total private households by household type	39,490	4,790	35,955	66,635	33,425	8,290	8,005	46,460	243,050
One-census-family households	26,770	3,100	25,285	39,410	22,545	5,735	5,560	32,800	161,205
Couple-family households	22,615	2,755	22,010	31,250	18,995	5,110	4,995	28,185	135,920
Without children in a census family	15,735	1,325	12,910	17,395	11,850	2,395	2,715	18,625	82,960
With children in a census family	6,885	1,430	9,100	13,855	7,145	2,710	2,275	9,560	52,965
One-parent-family households	4,150	345	3,275	8,155	3,550	620	565	4,615	25,285
Multigenerational households	3,670	210	1,740	3,245	2,530	330	305	2,580	14,600
Multiple-census-family households	625	45	320	645	455	85	75	460	2,700
One-census-family households with additional	1,925	190	1,260	3,120	1,365	290	220	1,595	9,960
Two-or-more person non-census-family households	950	135	815	3,370	790	230	185	1,015	7,480
One-person households	5,555	1,110	6,545	16,850	5,740	1,625	1,670	8,010	47,100

Table 6  
Census Family Households in the GTHA

	Durham	Halton	Peel	Toronto	York	Hamilton	GTHA	Ontario
Total private households by household type	243,050	208,600	450,745	1,160,895	391,035	222,805	2,677,130	5,491,200
One-census-family households	161,205	147,045	283,190	608,930	266,995	134,420	1,601,785	3,347,195
Couple-family households	135,920	128,755	239,815	493,770	233,010	111,410	1,342,680	2,841,660
Without children in a census family	82,960	81,715	164,075	265,950	151,345	60,520	806,565	1,517,365
With children in a census family	52,965	47,045	75,745	227,825	81,665	50,885	536,130	1,324,295
One-parent-family households	25,285	18,295	43,375	115,160	33,985	23,015	259,115	505,535
Multigenerational households	14,600	9,115	44,165	40,515	29,085	8,140	145,620	221,120
Multiple-census-family households	2,700	1,535	8,905	9,920	5,325	1,570	29,955	45,215
One-census-family households with additional persons	9,960	5,405	23,215	41,030	15,740	7,030	102,380	184,430
Two-or-more person non-census-family households	7,480	4,630	18,655	74,730	9,805	9,535	124,835	240,700
One-person households	47,100	40,860	72,615	385,765	64,075	62,110	672,525	1,452,540

**Table 7**  
**Median Individual Income by Municipality in Durham**

	Ajax	Brock	Clarington	Oshawa	Pickering	Scugog	Uxbridge	Whitby	Durham
Total population aged 15 years and over	102,460	10,175	81,125	143,235	82,195	18,360	18,140	110,265	565,960
Total income recipients aged 15 years and over	97,240	9,900	78,100	137,040	78,640	17,765	17,590	105,005	541,360
Total population 15 years and older without income	5,220	275	3,025	6,195	3,555	595	550	5,260	24,600
Percentage with an income	94.9%	97.3%	96.3%	95.7%	95.7%	96.8%	97.0%	95.2%	95.7%
Median total income in 2020 among recipients (\$)	\$42,400	\$42,400	\$48,000	\$39,600	\$45,200	\$45,200	\$47,200	\$48,000	\$44,000
Median after-tax income in 2020 among recipients (\$)	\$36,800	\$38,400	\$38,000	\$42,800	\$36,400	\$40,400	\$42,000	\$42,800	\$39,600

Note: Income statistics in 2020 for the population aged 15 years and over in private households.

Table 8  
Individual Income Ranges by Municipality in Durham

	Ajax	Brock	Clarington	Oshawa	Pickering	Scugog	Uxbridge	Whitby	Durham
Total population 15 years and older with total	97,240	9,900	78,095	137,040	78,640	17,765	17,585	105,005	541,355
Under \$10,000 (including loss)	9,040	705	5,925	11,170	6,730	1,410	1,525	9,340	45,880
\$10,000 to \$19,999	11,405	1,290	8,200	17,490	8,535	2,100	1,910	11,230	62,155
\$20,000 to \$29,999	14,675	1,505	9,755	22,030	11,320	2,310	2,330	13,785	77,720
\$30,000 to \$39,999	11,045	1,200	8,480	18,220	8,665	2,075	1,800	10,680	62,180
\$40,000 to \$49,999	9,395	1,100	8,335	16,405	7,705	1,835	1,685	9,445	55,910
\$50,000 to \$59,999	8,325	980	7,315	13,055	6,670	1,475	1,390	8,390	47,610
\$60,000 to \$69,999	7,080	785	6,065	9,640	5,635	1,235	1,210	7,280	38,930
\$70,000 to \$79,999	5,860	580	5,145	7,530	4,765	1,030	990	6,265	32,155
\$80,000 to \$89,999	4,600	465	4,040	5,470	4,005	870	860	5,245	25,560
\$90,000 to \$99,999	3,865	325	3,420	4,275	3,300	715	745	4,855	21,500
\$100,000 and over	11,940	970	11,415	11,760	11,325	2,705	3,150	18,485	71,750
\$100,000 to \$149,999	8,710	730	8,170	8,785	7,690	1,805	1,875	12,600	50,360
\$150,000 and over	3,235	245	3,245	2,975	3,640	900	1,270	5,885	21,395

Table 9  
Median Individual Income by Municipality in the GTHA

	Durham	Halton	Peel	Toronto	York	Hamilton	GTHA	Ontario
Total population aged 15 years and over	565,960	478,785	1,199,070	2,377,950	974,530	469,795	6,066,090	11,782,845
Total income recipients aged 15 years and over	541,360	456,660	1,131,905	2,267,990	930,280	450,655	5,778,850	11,294,815
Total population 15 years and older without income	24,600	22,125	67,165	109,960	44,250	19,140	287,240	488,030
Percentage with an income	95.7%	95.4%	94.4%	95.4%	95.5%	95.9%	95.3%	95.9%
Median total income in 2020 among recipients (\$)	\$44,000	\$48,400	\$38,000	\$39,200	\$39,600	\$40,400	\$41,600	\$41,200
Median after-tax income in 2020 among recipients	\$39,600	\$42,800	\$34,800	\$36,000	\$36,400	\$36,800	\$37,733	\$37,200

Table 10  
Individual Income Ranges by Municipality in the GTHA

	Durham	Halton	Peel	Toronto	York	Hamilton	GTHA	Ontario
Total population 15 years and older with total	541,355	456,660	1,131,905	2,267,990	930,280	450,655	5,778,845	11,294,815
Under \$10,000 (including loss)	45,880	44,895	117,085	211,890	95,560	36,650	551,960	977,950
\$10,000 to \$19,999	62,155	48,760	149,765	278,135	120,405	55,620	714,840	1,383,475
\$20,000 to \$29,999	77,720	56,505	184,440	383,760	146,245	71,615	920,285	1,752,040
\$30,000 to \$39,999	62,180	44,740	142,340	278,910	104,860	58,470	691,500	1,388,215
\$40,000 to \$49,999	55,910	39,385	118,090	221,305	83,240	50,680	568,610	1,190,885
\$50,000 to \$59,999	47,610	34,880	95,805	177,155	68,605	40,980	465,035	985,270
\$60,000 to \$69,999	38,930	30,170	74,105	138,600	55,800	32,600	370,205	782,980
\$70,000 to \$79,999	32,155	25,805	56,650	111,165	46,120	25,035	296,930	612,620
\$80,000 to \$89,999	25,560	21,960	45,030	90,210	38,365	18,820	239,945	477,445
\$90,000 to \$99,999	21,500	19,215	34,775	73,405	33,595	14,970	197,460	385,830
\$100,000 and over	71,750	90,335	113,820	303,450	137,490	45,215	762,060	1,358,115
\$100,000 to \$149,999	50,360	53,005	80,380	174,940	87,815	31,605	478,105	897,615
\$150,000 and over	21,395	37,335	33,440	128,510	49,670	13,605	283,955	460,495



Table 11  
Median Household Income in Durham

Median Household Income	Ajax	Brock	Clarington	Oshawa	Pickering	Scugog	Uxbridge	Whitby	Durham
Total private households	39,490	4,785	35,950	66,635	33,425	8,240	8,005	46,460	243,045
Median total income of households in 2020 (\$)	\$119,000	\$92,000	\$112,000	\$86,000	\$118,000	\$108,000	\$117,000	\$123,000	\$107,000
Median after-tax income of households in 2020 (\$)	\$103,000	\$81,000	\$96,000	\$76,000	\$102,000	\$92,000	\$99,000	\$104,000	\$93,000
Total one-person private households	5,555	1,110	6,545	16,850	5,740	1,610	1,670	8,010	47,100
Median income of one-person households in 2020	\$51,200	\$38,800	\$52,800	\$42,000	\$54,000	\$46,800	\$44,400	\$50,400	\$47,200
Median after-tax income of one-person households	\$44,800	\$36,000	\$46,000	\$38,000	\$46,800	\$42,000	\$40,000	\$44,400	\$42,000
Total two-or-more-person private households	33,930	3,680	29,410	49,790	27,685	6,635	6,340	38,450	195,945
Median total income of two-or-more-person households	\$130,000	\$109,000	\$127,000	\$103,000	\$133,000	\$123,000	\$140,000	\$138,000	\$124,000
Median after-tax income of two-or-more-person households	\$112,000	\$95,000	\$108,000	\$91,000	\$114,000	\$105,000	\$116,000	\$117,000	\$106,000

Table 12  
Household Income Ranges in Durham

Household Income Ranges	Ajax	Brock	Clarington	Oshawa	Pickering	Scugog	Uxbridge	Whitby	Durham
Total - Household total income groups in 2020 for private households - 100% data	39,490	4,785	35,950	66,635	33,425	8,245	8,005	46,460	243,045
Under \$5,000	195	35	150	490	205	45	60	225	1,410
\$5,000 to \$9,999	95	15	80	295	80	30	25	115	735
\$10,000 to \$14,999	170	30	165	805	165	55	50	305	1,750
\$15,000 to \$19,999	295	85	290	1,295	225	90	100	425	2,810
\$20,000 to \$24,999	640	175	505	2,000	515	175	165	885	5,055
\$25,000 to \$29,999	625	160	625	2,170	565	185	205	845	5,365
\$30,000 to \$34,999	605	130	620	2,010	600	180	175	780	5,100
\$35,000 to \$39,999	690	190	750	2,170	645	180	205	840	5,675
\$40,000 to \$44,999	785	150	845	2,500	725	210	215	1,025	6,455
\$45,000 to \$49,999	840	140	925	2,390	765	255	185	1,005	6,500
\$50,000 to \$59,999	1,865	280	1,970	5,115	1,625	490	380	2,175	13,900
\$60,000 to \$69,999	2,090	300	2,045	4,865	1,755	465	415	2,280	14,215
\$70,000 to \$79,999	2,170	305	2,120	4,790	1,920	525	430	2,375	14,630
\$80,000 to \$89,999	2,230	330	2,115	4,350	1,785	465	405	2,300	13,980
\$90,000 to \$99,999	2,325	290	2,155	4,085	1,885	455	380	2,420	13,995
\$100,000 and over	23,870	2,185	20,605	27,305	19,980	4,445	4,600	28,465	131,460
\$100,000 to \$124,999	5,520	690	5,090	8,550	4,355	1,080	865	5,800	31,945
\$125,000 to \$149,999	4,845	505	4,250	6,225	3,890	830	790	5,290	26,625
\$150,000 to \$199,999	6,975	540	5,940	7,155	5,510	1,160	1,195	8,065	36,550
\$200,000 and over	6,530	450	5,320	5,375	6,225	1,375	1,750	9,310	36,335

Table 13  
Median Household Income in the GTHA

Median Household Income	Durham	Halton	Peel	Toronto	York	Hamilton	GTHA	Ontario
Total private households	243,045	208,605	450,745	1,160,895	391,035	222,810	446,189	5,491,205
Median total income of households in 2020 (\$)	\$107,000	\$121,000	\$107,000	\$84,000	\$112,000	\$86,000	\$102,833	\$91,000
Median after-tax income of households in 2020 (\$)	\$93,000	\$103,000	\$94,000	\$74,000	\$97,000	\$75,500	\$89,417	\$79,500
Total one-person private households	47,100	40,860	72,615	385,765	64,075	62,110	112,088	1,452,540
Median income of one-person households in 2020	\$47,200	\$54,400	\$46,400	\$45,200	\$46,400	\$40,400	\$46,667	\$43,600
Median after-tax income of one-person households	\$42,000	\$47,200	\$41,200	\$40,400	\$41,200	\$36,800	\$41,467	\$39,200
Total two-or-more-person private households	195,945	167,740	378,125	775,125	326,955	160,695	334,098	4,038,660
Median total income of two-or-more-person	\$124,000	\$140,000	\$120,000	\$107,000	\$127,000	\$107,000	\$120,833	\$111,000
Median after-tax income of two-or-more-person	\$106,000	\$118,000	\$105,000	\$94,000	\$109,000	\$94,000	\$104,333	\$97,000

Table 14  
Household Income Ranges in Durham

Household Income Ranges	Durham	Halton	Peel	Toronto	York	Hamilton	GTHA	Ontario
Total - Household total income groups in 2020 for private households - 100% data	243,045	208,605	450,745	1,160,890	391,035	222,810	446,188	5,491,200
Under \$5,000	1,410	1,910	4,275	21,975	4,410	2,495	6,079	61,515
\$5,000 to \$9,999	735	805	1,780	10,700	1,960	1,110	2,848	30,860
\$10,000 to \$14,999	1,750	1,325	3,070	18,325	2,860	2,580	4,985	63,360
\$15,000 to \$19,999	2,810	1,820	4,920	23,970	4,610	4,875	7,168	96,980
\$20,000 to \$24,999	5,055	3,815	9,880	52,135	9,245	8,145	14,713	186,250
\$25,000 to \$29,999	5,365	4,205	8,915	40,010	8,590	7,705	12,465	168,345
\$30,000 to \$34,999	5,100	3,735	9,120	38,210	9,170	7,205	12,090	158,810
\$35,000 to \$39,999	5,675	4,365	10,355	39,540	9,785	7,740	12,910	175,890
\$40,000 to \$44,999	6,455	4,675	11,025	39,320	9,785	8,290	13,258	182,900
\$45,000 to \$49,999	6,500	4,790	11,410	39,335	9,840	7,990	13,311	182,945
\$50,000 to \$59,999	13,900	10,135	25,010	78,920	20,655	15,980	27,433	370,350
\$60,000 to \$69,999	14,215	10,530	26,225	77,155	21,000	15,325	27,408	364,585
\$70,000 to \$79,999	14,630	10,770	27,250	72,540	21,145	14,495	26,805	350,520
\$80,000 to \$89,999	13,980	10,450	26,825	68,900	20,570	13,370	25,683	332,395
\$90,000 to \$99,999	13,995	10,360	26,400	62,465	19,705	12,530	24,243	310,400
\$100,000 and over	131,460	124,895	244,270	477,390	217,705	92,975	214,783	2,455,095
\$100,000 to \$124,999	31,945	24,335	60,790	126,785	45,680	26,750	52,714	662,625
\$125,000 to \$149,999	26,625	21,365	49,650	90,785	39,170	19,745	41,223	500,495
\$150,000 to \$199,999	36,550	32,055	67,220	112,045	57,135	24,405	54,902	630,420
\$200,000 and over	36,335	47,140	66,605	147,770	75,720	22,075	65,941	661,550

Table 15  
Family Income in Durham

Family Income	Ajax	Brock	Clarington	Oshawa	Pickering	Scugog	Uxbridge	Whitby	Durham
Total number of economic families	33,490	3,575	28,890	47,455	27,300	6,465	6,240	37,840	191,290
Median total income of economic families in	\$129,000	\$108,000	\$126,000	\$102,000	\$132,000	\$123,000	\$139,000	\$138,000	\$123,000
In the top half of Canadian income	78,880	6,450	64,100	83,325	64,450	13,640	14,655	91,820	417,330
In the bottom half of Canadian income	47,365	5,855	36,630	90,685	34,130	7,645	6,750	44,845	274,020
In the bottom decile	6,075	930	4,275	16,980	4,545	1,180	1,145	6,560	41,730
In the second decile	8,060	1,075	6,060	17,465	5,990	1,310	1,155	7,610	48,755
In the third decile	10,005	1,185	7,300	18,380	7,070	1,455	1,340	8,895	55,645
In the fourth decile	11,040	1,215	8,975	18,835	7,705	1,710	1,420	9,900	60,815
In the fifth decile	12,180	1,460	10,020	19,015	8,815	1,990	1,680	11,885	67,080
In the sixth decile	13,840	1,365	11,095	18,280	9,720	2,030	1,880	13,690	71,895
In the seventh decile	15,200	1,340	12,465	18,395	11,255	2,440	2,235	15,500	78,830
In the eighth decile	17,195	1,380	13,585	17,735	13,125	2,495	2,700	18,370	86,580
In the ninth decile	18,000	1,345	14,320	16,620	14,760	3,305	3,355	21,855	93,565
In the top decile	14,655	1,020	12,635	12,290	15,590	3,370	4,485	22,400	86,465

Table 16  
Family Income in the GTHA

Family Income	Durham	Halton	Peel	Toronto	York	Hamilton	GTHA	Ontario
Total number of economic families	191,290	164,935	369,465	723,990	322,385	154,140	321,034	3,875,790
Median total income of economic families in 2020	\$123,000	\$140,000	\$118,000	\$106,000	\$126,000	\$107,000	\$120,000	\$111,000
In the top half of Canadian income distribution	417,330	395,775	794,415	1,375,505	706,705	289,615	663,224	7,515,670
In the bottom half of Canadian income distribution	274,020	193,995	644,660	1,385,785	458,910	271,295	538,111	6,516,085
In the bottom decile	41,730	34,910	113,390	348,260	91,015	54,340	113,941	1,318,120
In the second decile	48,755	34,005	117,930	287,815	88,890	54,355	105,292	1,283,940
In the third decile	55,645	37,165	131,095	265,075	89,480	54,115	105,429	1,292,030
In the fourth decile	60,815	41,280	137,155	245,925	92,150	54,440	105,294	1,296,710
In the fifth decile	67,080	46,640	145,085	238,700	97,380	54,050	108,156	1,325,280
In the sixth decile	71,895	52,630	151,980	234,350	105,570	56,765	112,198	1,365,960
In the seventh decile	78,830	61,095	158,455	236,815	117,130	57,815	118,357	1,415,070
In the eighth decile	86,580	71,815	163,595	245,465	133,765	59,610	126,805	1,482,300
In the ninth decile	93,565	89,120	168,660	268,615	159,340	60,825	140,021	1,581,535
In the top decile	86,465	121,110	151,725	390,265	190,885	54,610	165,843	1,670,800

Table 17  
Low Income by Municipality in Durham

Low Income	Ajax	Brock	Clarington	Oshawa	Pickering	Scugog	Uxbridge	Whitby	Durham
Population to whom low-income concepts are applicable	126,245	12,310	100,730	174,010	98,585	21,285	21,410	136,665	691,355
0 to 17 years	28,855	2,490	23,210	36,575	19,880	3,740	4,075	32,365	151,220
0 to 5 years	8,780	880	7,560	11,980	6,405	1,115	1,175	9,065	46,975
18 to 64 years	81,110	7,250	62,390	109,135	62,775	12,540	12,835	85,220	433,335
65 years and over	16,280	2,560	15,125	28,305	15,935	5,010	4,490	19,080	106,805
In low income, Low-income measure-after tax (LIM-AT)	6,915	1,070	4,835	17,750	5,215	1,300	1,290	7,365	45,800
0 to 17 years	2,085	195	1,235	4,860	1,370	230	225	2,005	12,215
0 to 5 years	670	55	355	1,720	460	85	65	575	3,990
18 to 64 years	3,620	505	2,625	10,005	2,830	715	700	3,910	24,950
65 years and over	1,210	370	980	2,890	1,015	355	365	1,445	8,635

Table 18  
Low Income by Municipality in the GTHA

Low Income	Durham	Halton	Peel	Toronto	York	Hamilton	GTHA	Ontario
Population to whom low-income concepts are applicable	691,355	589,770	1,439,075	2,761,285	1,165,615	560,915	1,201,336	14,031,755
0 to 17 years	151,220	136,980	295,155	461,810	236,770	109,880	231,969	2,726,265
0 to 5 years	46,975	36,800	86,510	148,485	63,960	35,170	69,650	831,185
18 to 64 years	433,335	362,120	937,960	1,842,580	735,495	352,465	777,326	8,795,220
65 years and over	106,805	90,670	205,960	456,895	193,350	98,575	192,043	2,510,270
In low income, Low-income measure-after tax (LIM-AT)	45,800	39,630	111,925	363,955	102,225	60,275	120,635	1,420,525
0 to 17 years	12,215	10,590	28,680	67,725	22,705	14,275	26,032	314,150
0 to 5 years	3,990	2,715	8,990	22,175	6,390	4,815	8,179	102,930
18 to 64 years	24,950	21,615	62,660	218,825	55,985	34,200	69,706	803,215
65 years and over	8,635	7,420	20,585	77,410	23,540	11,805	24,899	303,160





# Interoffice Memorandum

**Date:** September 23, 2022

**To:** Health & Social Services Committee

**From:** Dr. Robert Kyle

**Subject:** Health Information Update – September 18, 2022

---

Health  
Department

Please find attached the latest links to health information from the Health Department and other key sources that you may find of interest. Links may need to be copied and pasted directly in your web browser to open, including the link below.

You may also wish to browse the online Health Department Reference Manual available at [Board of Health Manual](#), which is continually updated.

Boards of health are required to “superintend, provide or ensure the provision of the health programs and services required by the [Health Protection and Promotion] Act and the regulations to the persons who reside in the health unit served by the board” (section 4, clause a, HPPA). In addition, medical officers of health are required to “[report] directly to the board of health on issues relating to public health concerns and to public health programs and services under this or any other Act” (sub-section 67.(1), HPPA).

Accordingly, the Health Information Update is a component of the Health Department’s ‘Accountability Framework’, which also may include program and other reports, Health Plans, Quality Enhancement Plans, Durham Health Check-Ups, business plans and budgets; provincial performance indicators and targets, monitoring, compliance audits and assessments; RDPS certification; and accreditation by Accreditation Canada.

Respectfully submitted,

Original signed by

R.J. Kyle, BSc, MD, MHSc, CCFP, FRCPC, FACPM  
Commissioner & Medical Officer of Health

*“Service Excellence  
for our Communities*

**UPDATES FOR HEALTH & SOCIAL SERVICES COMMITTEE**  
**September 18, 2022**

**Health Department Media Releases/Publications**

**[tinyurl.com/bdh8k5df](https://tinyurl.com/bdh8k5df)**

- Aconite Poisoning Cases in Ontario (Sep 6)

**[tinyurl.com/52u8fcc9](https://tinyurl.com/52u8fcc9)**

- Expanded First Booster Eligibility to 5-11 (Sep 6)

**[tinyurl.com/4yxfj558](https://tinyurl.com/4yxfj558)**

- Durham Region Health Department to host national conference of Canadian public health inspectors (Sep 7)

**[tinyurl.com/2u3zyyu5](https://tinyurl.com/2u3zyyu5)**

- Product Safety Update: Opening Ampoules for MMR(V) Diluent (Sep 8)

**[tinyurl.com/bdeu2pw7](https://tinyurl.com/bdeu2pw7)**

- Health Department reports more West Nile virus positive mosquitoes (Sep 9)

**[tinyurl.com/bdz6ctfz](https://tinyurl.com/bdz6ctfz)**

- COVID-19 Moderna Spikevax Bivalent booster bookings open September 12 (Sep 12)

**[tinyurl.com/2t8hr8zu](https://tinyurl.com/2t8hr8zu)**

- Moderna Bivalent COVID-19 Vaccine Available (Sep 13)

**[tinyurl.com/42977w6j](https://tinyurl.com/42977w6j)**

- Health Department reports more mosquitoes testing positive for West Nile virus (Sep 15)

**GOVERNMENT OF CANADA**

**Indigenous Services Canada**

**[tinyurl.com/epa8hvk8](https://tinyurl.com/epa8hvk8)**

- Indigenous Services Canada COVID-19 monthly update (Sep 7)

**Innovation, Science and Economic Development Canada**

**[tinyurl.com/yhrhcvjm](https://tinyurl.com/yhrhcvjm)**

- Statement from Minister Champagne on Canada's Telecommunications Reliability Agenda following Rogers' outage on July 8, 2022 (Sep 7)

**Prime Minister's Office**

**[tinyurl.com/223kdeae](https://tinyurl.com/223kdeae)**

- Statement by the Prime Minister of Labour Day (Sep 5)

**[tinyurl.com/4am47sxx](https://tinyurl.com/4am47sxx)**

- Making life more affordable for Canadians this year (Sep 13)

## **Public Health Agency of Canada**

[tinyurl.com/4hvcrv9d](https://tinyurl.com/4hvcrv9d)

- Statement from the Council of Chief Medical Officers of Health (CCMOH) on vaccination programs for Fall 2022 (Sep 7)

## **Public Safety and Emergency Preparedness Canada**

[tinyurl.com/ys58w4pe](https://tinyurl.com/ys58w4pe)

- Statement – Minister Mendicino welcomes Committee report on reducing gun and gang violence (Sep 16)

## **GOVERNMENT OF ONTARIO**

### **Ministry of Health**

[tinyurl.com/yc2w7u6f](https://tinyurl.com/yc2w7u6f)

- Ontarians Aged 18+ Eligible for Bivalent COVID-19 Booster Dose (Sep 12)

## **OTHER ORGANIZATIONS**

### **Alzheimer Society of Ontario**

[tinyurl.com/4mnrj64x](https://tinyurl.com/4mnrj64x)

- New Study Calls on Governments and Individuals to Take Action to Reduce Dementia Risks (Sep 6)

### **Canadian Medical Protective Association**

[tinyurl.com/28txdyhr](https://tinyurl.com/28txdyhr)

- CMPA publishes breakthrough research on residents named in civil legal cases (Sep 14)

### **Canadian Pharmacists Association**

[tinyurl.com/mryhkpsa](https://tinyurl.com/mryhkpsa)

- Decreasing flu shot demand could point to difficult flu season ahead (Sep 15)

### **Financial Accountability Office of Ontario**

[tinyurl.com/fyp2s44z](https://tinyurl.com/fyp2s44z)

- Provincial Spending Up \$3.1 Billion in the First Quarter of 2022-23 Compared to the First Quarter of Previous Year (Sep 15)

### **Heart and Stroke Foundation**

[tinyurl.com/2p9d523d](https://tinyurl.com/2p9d523d)

- Making the connection between your heart and your brain (Sep 12)

### **Lakeridge Health**

[tinyurl.com/2h965k5a](https://tinyurl.com/2h965k5a)

- Critical Care Services Return to Bowmanville Hospital Intensive Care Unit (Sep 7)

### **Ontario Medical Association**

[tinyurl.com/47hfewhb](https://tinyurl.com/47hfewhb)

- OMA proposes three immediate solutions for Ontario's health-care system (Sep 15)



# Interoffice Memorandum

The Regional  
Municipality of Durham  
Social Services  
Department

605 ROSSLAND RD. E.  
LEVEL 1  
PO BOX 623  
WHITBY, ON L1N 6A3  
CANADA

905-666-6239  
1-888-721-0622

durham.ca

**Stella Danos-  
Papaconstantinou**  
Commissioner

**Date:** September 15, 2022

**To:** Regional Chair John Henry and Members of Regional Council

**From:** Stella Danos-Papaconstantinou, Commissioner of Social Services  
Dr. Robert Kyle, Commissioner of Health Department

**Subject:** Primary Care Outreach Program (PCOP) Municipal Service Delivery Data

---

## Summary

At the June 22, 2022, Committee of the Whole meeting, discussion ensued with regards to the expansion of the Primary Care Outreach Program (PCOP) and whether it is equally shared across the Region. Staff was requested to provide data showing the number of visits in each municipality to Council members.

Purpose of this memorandum is to:

- i. Provide data on Primary Care Outreach Program (PCOP) municipal service delivery to Region of Durham local municipalities; Oshawa, Ajax, Pickering, Whitby, Clarington's Bowmanville/Courtice and north Durham.
- ii. Provide information on the homelessness levels across Durham Region.
- iii. Outline the Primary Care Outreach Program expansion.

## Background

In 2019, Regional Council approved implementation of an 8-month pilot of the Primary Care Outreach Program (PCOP). The PCOP team involved an Advanced Care Paramedic and Social Worker providing outreach and service navigation services to vulnerable priority populations in Oshawa. This pilot was funded within the 2018 Health Department and Social Services Department budgets.

Following a program pilot evaluation, PCOP continued and expanded to provide outreach services to all local municipalities in Durham Region. Program oversight is provided by the Region’s Health and Social Services Department.

**Statistical data:**

Statistical data is collected for the Primary Care Outreach Program (PCOP) and identifies total clients encountered/served across Region of Durham municipalities.

Statistics data collected from January 2022 to June 2022 total 984 client contacts.

**PCOP Service Statistics by Municipality: January 2022 – June 27, 2022**

<b>Municipality</b>	<b>Number of Clients Encounters</b>	<b>Percentage of Client Encounters</b>
OSHAWA	834	84.8%
AJAX	71	7.2%
PICKERING	0	0%
WHITBY	25	2.5%
BOWMANVILLE/COURTICE	11	1.1%
NORTH DURHAM	7	.7%
VIRTUAL	24	2.4%
	<b>Total: 984</b>	

Note: Lindsay: 3 clients (in person, CECC, incl. in total count) = 0.3%  
 9 clients with no location stated (incl. in total count) = 0.9%

**Homelessness across Durham Region:**

Each month, Durham Region provides information about the number of people experiencing homelessness in our community through a Built for Zero Report Card. The August 2022 Built for Zero Report outlined that there were at least 299 people experiencing homelessness in Durham. Of this total 180 were identified as homeless for six months or longer.

Municipal breakdown of individuals experiencing homelessness for:

<b>Municipality</b>	<b>Number of Individuals Experiencing Homelessness</b>
OSHAWA	171
AJAX	47
PICKERING	14
WHITBY	14
CLARINGTON	7
NORTH DURHAM	27
OTHER/UNKOWN	19
<b>TOTAL</b>	<b>299</b>

**Primary Care Outreach Program expansion:**

On February 23, 2022, Regional Council approved expansion of the Primary Care Outreach Program. Expanded services will help to ensure services are available across the whole Region.

Program expansion includes an additional staffing resource allowing for two PCOP teams. Hours of PCOP services will also be expanded to include weekends to help meet community need.

Respectfully submitted,

Original signed by

Stella Danos-Papaconstantinou  
Commissioner of Social Services

Original signed by

R.J. Kyle, BSc, MD, MHSc, CCFP, FRCPC, FACPM  
Commissioner and Medical Officer of Health

# Clarington

If this information is required in an alternate format, please contact the Accessibility Co-ordinator at 905-623-3379 ext. 2131

September 21, 2022

Alexander Harras, Regional Clerk,  
The Regional Municipality of Durham  
Via Email: [clerks@durham.ca](mailto:clerks@durham.ca)

To Alexander Harras:

**Re:** Region of Durham's Pilot Project Using Recycled Waste Materials  
in a Section of Newtonville Road

**File Number:** PG.25.06

---

At a meeting held on September 19, 2022, the Council of the Municipality of Clarington passed the following Resolution #C-181-22:

Whereas the Region of Durham proposed, and is currently in Phase 2 of a Pilot project, to use recycled waste materials in a section of a Newtonville Road reconstruction as described in Durham Report #2019-COW-31 (Section 7), Durham Report #2020-INFO-117, and Durham Report #2022-W-12;

And whereas the Municipality of Clarington unanimously passed Resolution GG-103-22 on February 28, 2022 that “the Municipal of Clarington is vehemently opposed to the Region of Durham’s proposal to run a pilot project using incinerator ash and/or plastics and/or other waste materials anywhere in Clarington”;

And whereas residents have raised concerns to both Durham and Clarington Councils about the health and environmental impacts of using waste materials in the road construction;

And whereas Regional staff wrote in Report #2020-INFO-117 that “the use and quantity of these recycled materials in this road reconstruction project will depend on the approval of the Ministry of the Environment, Conservation and Parks (MECP)”, but then, in Section 4.3 of Durham Report #2022-W-12, stated “It should be noted that the use and quantity of the proposed recycled materials in this pilot project were reviewed by the Ministry of the Environment, Conservation and Parks (MECP); however, we were advised there is no formal ministry



approval process for the proposal. Ministry staff advised that the Region must be satisfied that the proposed materials meet relevant engineering standards for road construction and that there are no anticipated adverse effects from using these materials”

And whereas a Clarington resident, on September 15, 2022, sent pictures stated to have been taken at the road pilot site which appear to show multiple waste materials beyond recycled plastics and glass and stated in their email that there was evidence of “leaky batteries and metal objects such as antennas from cellular phones and crushed metals, metal hooks, broken razor blades, dental tools, metal pens full of ink, small circuit boards, metal keys, to name just a few”;

And whereas this information from the resident has been provided to Regional staff, as well as Clarington staff and Council;

And whereas the Municipality of Clarington wishes to protect the health of the environment and our residents,


Now therefore be it resolved that the Municipality of Clarington request that Durham Region:

- a) Advise the Municipality of Clarington, in writing, what steps Durham has taken to investigate/verify the contents of the pictures and the information sent by the resident;
- b) Provide a prompt, and full, accounting, in writing, to the Municipality of Clarington of the total quantity (tonnage) and materials composition by waste category as well as the sources of all waste materials used in the Pilot;
- c) Promptly provide all documents to the Municipality of Clarington that the Region has submitted to the MECP describing the materials and quantities to be used in the Pilot project;
- d) Provide, in writing, a description to the Municipality of Clarington of the potential adverse impacts of the use of the waste materials depicted in the pictures and what potential remedies exist to address the potential adverse impacts;
- e) Provide all of the above information to the Municipality of Clarington at the earliest possible opportunity;
- f) That no further work continue until a full report has been provided;
- g) That, if materials described above are found to be part of the road, the road construction section and materials be removed immediately;

And that this motion be sent to Durham Regional Council forthwith with copies sent to the Minister of the Environment Hon. David Piccini, MECP (Durham-York District Office), and Durham Region CAO Elaine Baxter-Trahair.

For your reference, please find enclosed photos provided by Andrew McVey who made a delegation at the Council meeting.

Yours truly,



June Gallagher, B.A., Dipl. M.A.  
Municipal Clerk

JG/cm

Encl.

c: The Honourable David Piccini, M.P.P., Minister of Environment, Conservation and Parks - [minister.mecp@ontario.ca](mailto:minister.mecp@ontario.ca)  
Elaine Baxter-Trahair, Chief Administrative Officer, The Regional Municipality of Durham - [Elaine.Baxter-Trahair@durham.ca](mailto:Elaine.Baxter-Trahair@durham.ca)  
Andrew McVey  
Karrie Lynn Dymond  
Christopher Parkinson

















# Township of Lucan Biddulph

270 Main Street  
P.O Box 190, Lucan, Ontario N0M 2J0  
Phone (519) 227-4491; Fax (519) 227-4998; E-mail ([info@lucanbiddulph.on.ca](mailto:info@lucanbiddulph.on.ca))

September 14, 2022

Town of Wasaga Beach  
30 Lewis Street  
Wasaga Beach, ON  
L9Z 1A1  
[eamc@wasagabeach.com](mailto:eamc@wasagabeach.com)

AND TO:

Town of Kingsville  
2021 Division Road North  
Kingsville, ON  
N9Y 2Y9  
[jsettington@kingsville.ca](mailto:jsettington@kingsville.ca)

## RE: STRONG MAYORS BUILDING HOMES ACT

Please be advised that at the Regular Council Meeting on September 6, 2022, the Township of Lucan Biddulph Council passed the following motion, supporting the resolutions from the Council of the Town of Wasaga Beach and Town of Kingsville regarding *Strong Mayors, Building Homes Act*.


### **Resolution No. 2022 - 203**

***Moved by D. Regan***

***Seconded by D. Manders***

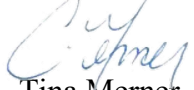
*That Council of the Township of Lucan Biddulph supports the following resolutions regarding opposition to Bill 3, Strong Mayors, Building Homes Act, 2022:*

- *Town of Kingsville dated September 1, 2022*
- *Town of Wasaga Beach dated August 19, 2022*

 Corporate Services Department Legislative Services Division	
Date & Time Received:	September 20, 2022 8:58 am
Original To:	CIP
Copies To:	
Take Appropriate Action	<input type="checkbox"/> File <input type="checkbox"/>
Notes/Comments:	

Should you have any questions regarding the above motion, please do not hesitate to contact our office.

Sincerely,



Tina Merner  
Deputy Clerk

cc: The Honourable Steve Clark, Minister of Municipal Affairs and Housing ([Steve.Clark@pc.ola.org](mailto:Steve.Clark@pc.ola.org))  
Monte McNaughton, MPP – Lambton, Kent, Middlesex ([Monte.McNaughtonco@pc.ola.org](mailto:Monte.McNaughtonco@pc.ola.org))  
Association of Municipalities of Ontario (AMO) ([amo@amo.on.ca](mailto:amo@amo.on.ca))  
All Ontario Municipalities



August 19, 2022

The Honourable Steve Clark  
Minister of Municipal Affairs and Housing  
777 Bay Street  
17<sup>th</sup> Floor  
Toronto ON  
M7A 2J3

Dear Minister Clark:

**Re: Strong Mayors, Building Homes Act**

Please be advised that the Council of the Town of Wasaga Beach, during their August 18, 2022 Council meeting adopted the following resolution:

“That Council receive the letter dated August 10, 2022 from the Ministry of Municipal Affairs and Housing pertaining to Strong Mayors, Building Homes Act, for information;

And further that a letter be sent to the Minister of Municipal Affairs and Housing outlining these proposed powers are not appropriate and to outline other ways for the province to institute housing and other matters, and that the motion be circulated to all Ontario municipalities.”

The Town of Wasaga Beach Council does not support the Strong Mayors, Building Housing Act as the proposed changes will not demonstratively speed up the construction of housing and will erode the democratic process at the local level where members of Council have to work together to achieve priorities. What is needed to speed up construction of housing is greater authority for local municipalities to approve development without final clearances from outside agencies after they have been given reasonable time to provide such clearances.

Your favourable consideration of this matter is appreciated.

Should you have any questions, please contact me at [mayor@wasagabeach.com](mailto:mayor@wasagabeach.com) or (705) 429-3844 Ext. 2222.

Yours sincerely,

Nina Bifulchi  
Mayor

c. Members of Council  
All Ontario Municipalities

**Ministry of  
Municipal Affairs  
and Housing**

Office of the Minister

777 Bay Street, 17<sup>th</sup> Floor  
Toronto ON M7A 2J3  
Tel.: 416 585-7000

**Ministère des  
Affaires municipales  
et du Logement**

Bureau du ministre

777, rue Bay, 17<sup>e</sup> étage  
Toronto ON M7A 2J3  
Tél. : 416 585-7000



234-2022-3540

August 10, 2022

Dear Head of Council:

As Ontarians face the rising cost of living and a shortage of homes, our government was re-elected with a strong mandate to help more Ontarians find a home that meets their needs.

Our government also made an election promise to build 1.5 million new homes for the people of Ontario over the next 10 years to address the housing supply crisis.

I am pleased to inform you that our government introduced the proposed Strong Mayors, Building Homes Act on August 10, 2022, that, if passed, would make changes to the *Municipal Act, 2001*, *City of Toronto Act, 2006*, and the *Municipal Conflict of Interest Act*. These amendments would empower mayors in the City of Toronto and City of Ottawa to deliver on shared provincial-municipal priorities and get more homes built faster.

If passed, the proposed changes impacting the City of Toronto and City of Ottawa are intended to take effect on November 15, 2022, which is the start of the new municipal council term. Other growing municipalities could follow at a later date.

If you have any comments or feedback regarding these proposed changes, you may submit them to the Ministry of Municipal Affairs and Housing at: [StrongMayors@ontario.ca](mailto:StrongMayors@ontario.ca).

Sincerely,

A handwritten signature in blue ink that reads "Steve Clark".

Steve Clark  
Minister



2021 Division Road North  
Kingsville, Ontario N9Y 2Y9  
Phone: (519) 733-2305  
www.kingsville.ca  
kingsvilleworks@kingsville.ca

COPY VIA EMAIL ([Premier@ontario.ca](mailto:Premier@ontario.ca))

September 1, 2022

The Hon. Doug Ford, Premier of Ontario  
Legislative Building  
1 Queen's Park  
Toronto, ON M7A 1A1

Dear Premier Ford:

**RE: Town of Kingsville Council Resolution #336-08292022 in opposition to  
Bill 3, Strong Mayors, Building Homes Act, 2022**

---

At its Special Meeting held August 29, 2022 Council of The Corporation of the Town of Kingsville passed a Resolution against Bill 3 as follows:

**Resolution #336-08292022**

Moved by Councillor Kimberly DeYong  
Seconded by Councillor Laura Lucier

**“WHEREAS** the Government of Ontario, through the Minister of Municipal Affairs and Housing, has introduced Bill 3 which is described as "An Act to amend various statutes with respect to special powers and duties of heads of council";

**AND WHEREAS** this Bill, if enacted, will initially apply to the City of Toronto and City of Ottawa, but will later be expanded to include other municipalities according to a statement made by the Premier at the 2022 AMO annual conference;

**AND WHEREAS** this Bill, if enacted, will give Mayors additional authority and powers, and correspondingly take away authority and powers from Councils and professional staff, and will include giving the Mayor the authority to propose and adopt the Municipal budget and to veto some decisions of Council;

**AND WHEREAS** this Bill, if enacted, will give authority over professional staff to the Mayor, including that of the Chief Administrative Officer;

**AND WHEREAS** these changes will result in a reduction of independence for professional staff including the CAO, who currently provide objective information to the Council and public and will now take direction from the Mayor alone when the Mayor so directs;

**AND WHEREAS** these are surprising and unnecessary changes to the historical balance of power between a Mayor and Council, and which historically gave the final say in all matters to the will of the majority of the elected Council.

**THEREFORE**, this Council of the Town of Kingsville, passes this resolution to petition the Government of Ontario that:

1. These changes to the *Municipal Act, 2001*, are unnecessary and will negatively affect the Town of Kingsville;
2. That if the Ontario Government deems these changes necessary in large single-tier municipalities such as Toronto and Ottawa, that such changes should not be implemented in smaller municipalities;
3. That the Ontario Government should enact legislation clarifying the role of Mayor, Council and Chief Administrative Officer, similar to those recommended by the Ontario Municipal Administrator's Association and those recommended by Justice Marrocco in the Collingwood judicial inquiry of 2020; and
4. That if the stated goal of this legislation is to construct more housing in Ontario that this can be accomplished through other means including amendment of the *Planning Act* and funding of more affordable housing.

Council further directs the Clerk to ensure that a copy of this resolution be provided to the Premier of Ontario, the Minister of Municipal Affairs and Housing, the "Standing Committee on Heritage, Infrastructure and Cultural Policy", Kingsville's MPP, the Association of Municipalities of Ontario, and other Municipalities in Ontario."

RECORDED VOTE – Carried Unanimously

	YEA	NAY
Deputy Mayor Gord Queen	X	
Councillor Kimberly DeYong	X	
Councillor Tony Gaffan	X	
Councillor Laura Lucier	X	
Councillor Thomas Neufeld	X	
Councillor Larry Patterson	X	
Results	6	0

If you have any questions or comments please contact Paula Parker at [pparker@kingsville.ca](mailto:pparker@kingsville.ca).


Yours very truly,



Paula Parker  
Town Clerk, on behalf of Kingsville Council

cc: The Honourable Steve Clark, Minister of Municipal Affairs and Housing  
([Steve.Clark@pc.ola.org](mailto:Steve.Clark@pc.ola.org))  
Standing Committee on Heritage, Infrastructure and Cultural Policy; Attn.: Committee Clerk  
Isaiah Thorning ([schicp@ola.org](mailto:schicp@ola.org))  
Anthony Leardi, MPP – Essex ([Anthony.Leardi@pc.ola.org](mailto:Anthony.Leardi@pc.ola.org))  
Association of Municipalities of Ontario (AMO) ([amo@amo.on.ca](mailto:amo@amo.on.ca))  
All Ontario Municipalities



 Corporate Services Department Legislative Services Division	
Date & Time Received:	September 20, 2022 9:04 am
Original To:	CIP
Copies To:	
Take Appropriate Action	<input type="checkbox"/> File <input type="checkbox"/>
Notes/Comments:	

**Municipality of Huron Shores**  
7 Bridge Street, PO Box 460  
Iron Bridge, ON P0R 1H0  
Tel: (705) 843-2033 Fax: (705) 843-2035

September 15, 2022

Minister of Municipal Affairs and Housing  
Attn: The Honourable Steve Clark  
777 Bay Street  
17th Floor  
Toronto, ON M7A 2J3

Re: Res. #22-21-23 – Town of Wasaga Beach – Request for Support re: **Strong Mayors, Building Homes Act**

The Council of the Corporation of the Municipality of Huron Shores passed Resolution #22-21-23 at the Regular Meeting held Wednesday, September 14th, 2022, as follows:

“BE IT RESOLVED THAT the Council of the Municipality of Huron Shores supports, in principle, the Town of Wasaga Beach's opposition of the Strong Mayors, Building Homes Act;

AND THAT a copy of this resolution be sent to the Minister of Municipal Affairs and Housing, and all Ontario municipalities.”

Should you require anything further in order to address the above-noted resolution, please contact the undersigned.

Yours truly,

Natashia Roberts

Chief Administrative Officer (CAO)/Clerk  
NR/KN

Cc: Minister of Municipal Affairs and Housing and all Ontario municipalities




Via Email to Durham Region Clerks at: clerks@Durham.ca

September 21, 2022.

Durham Region Council  
605 Rossland Road East, Whitby

Attn: Chair John Henry and Durham Councillors

 Corporate Services Department Legislative Services Division	
Date & Time Received:	September 21, 2022 2:05 pm
Original To:	CIP
Copies To:	
Take Appropriate Action	<input type="checkbox"/> File <input type="checkbox"/>
Notes/Comments:	

**Re: Durham’s Newtonville Road pilot project -pics sent to DR Staff Sept. 15. 2022 –HOW WILL COUNCIL ADDRESS THIS?**

You will recall that I raised multiple concerns about Durham’s proposed pilot since it was first floated in 2019. Since then I have written multiple letters to Works Committee and Council raising concerns about potential environmental impacts especially since this was on the Oak Ridges Moraine, the project costs, the use of recycled plastics -which are marketable-but which your staff proposed to downcycle in their road project. Your staff even considered the use of incinerator bottom ash, which is known to be laced with toxic residues and Council approved the spending tax dollars to test the ash.

Works Committee and Council ignored Clarington’s motion asking that no such pilot using waste materials or bottom ash be implemented in Clarington. Councillors Barton and Smith even opined they might consider such a project for their municipalities, but when time came to walk the talk, they made NO motions to follow through. Durham once again turned Clarington into a dumping ground.

The materials in the pilot segment identified by the picture taker found in a very small area include: ***“I attached photos in the last email for proof. I have evidence of leaky batteries and metal objects such as antennas from cellular phones and crushed metals , metal hooks , broken razor blades , dental tools, metal pens full of ink , small circuit boards, metal keys to name just a few.”***

At every juncture of the flawed and expensive Newtonville Road proposal, your CAO has rubberstamped these projects while touting them as being “innovative” – as if that’s all that mattered when it comes to the public interest, when what’s actually proposed is nothing new and could potentially result in adverse impacts.

There’s been a series of serious Works Dept. miss-steps that have not only embarrassed Durham Region but cost taxpayers a lot of money and in some cases increase the potential for adverse impacts to public health and the environment– from the botched AD Project -which staff contemplated starting around 2011 yet still have NOTHING to show for their efforts and millions spent to date, from the Sewer and Water Line By-Law/private insurance endorsement fiasco -where staff failed to implement the communications strategy they had stated would be in place, through to being over capacity within two years of start up at the staff recommended incinerator-flogged as a twenty year “solution” and then asking for Council to approve a throughput increase – something staff portrayed as an “administrative amendment” and then failed to consult Durham residents about prior to issuing a revised EA Screening Report in December 2021, two years after the last public consultation in 2019. The debacle du jour is

the Newtonville Road pilot, which appears to have used waste materials far different from what Waste staff had indicated.

Your CAO, in an act of premature self congratulation, submitted an opinion piece dated August 18.22 (see below) that appeared in the Whitby This Week last Thursday, September 15<sup>th</sup>, the very day that I received the photos below taken by a local resident. Maybe she should have waited until the project was fully implemented, so as to actually know how it turned out including maybe because prudence during an election period is wise. She's the face of this now and she signed off on several reports over the last three years. Who's going to take anything she puts out to the community seriously, after this?

On September 19<sup>th</sup>, Mayor Foster stated at Clarington Council that members of the public had alerted MECP Minister the Hon. David Piccini. The Clarington resident who took the pictures below delegated at Clarington Council on September 19<sup>th</sup> and provided additional details. Once again, Durham has made the news for all the wrong reasons and the related video is a must see at:

<https://www.insauga.com/video-newtonville-road-project-on-hold-after-toxic-materials-garbage-found-in-the-mix/>

QUESTIONS TO COUNCIL:

Were ALL Durham Councillors informed of this incident and if yes, when?

What steps has Durham Region taken to investigate, WHO will do that for Durham (separate from MECP), and what steps will Durham take to identify APPROPRIATE options to remedy this situation ,i.e. options that have the protection of public health and the natural environment at the forefront?

When and using what communications platforms, will Durham advise and update the public of their actions to address this matter? This must be provided in multiple formats including via email to those subscribed to Durham and Works Dept. news items/releases etc.

Will, and if yes, when, will Durham Council and Works Committee undertake a thorough review the "performance" of ALL Durham staff involved with the Newtonville Road Project since inception?

Thank you for your attention.

Yours truly,

Linda Gasser

Whitby

Email: [gasserlinda@gmail.com](mailto:gasserlinda@gmail.com)

Cc: Hon. David Piccini, Minister of the Environment, Conservation and Parks  
Celeste Dugas, MECP Durham York District Office  
L. Laliberte, CAO & Treasurer, Ganaraska Region Conservation Authority  
Clarington Council

Durham CAO Elaine Baxter-Trahair  
Durham Works Commissioner John Presta

[https://www.thestar.com/local-oshawa/opinion/2022/08/18/elaine-baxter-trahair-on-using-plastic-and-glass-in-pilot-project.html?itm\\_source=parsely-api](https://www.thestar.com/local-oshawa/opinion/2022/08/18/elaine-baxter-trahair-on-using-plastic-and-glass-in-pilot-project.html?itm_source=parsely-api)

## Elaine Baxter-Trahair on using plastic and glass in pilot project

Durham chief administrative officer asks, Can your recyclables make our roads better?



[Set Oshawa as My Local news](#)

By **Elaine Baxter-Trahair**

**Thu., Aug. 18, 2022** timer 2 min. read updateArticle was updated Sep. 12, 2022

Durham Region is an innovative corporation, always looking for ways to bring climate action forward, with meaningful policies and projects. We set out to explore the use of recycled materials to help create new and stronger roads, which has the potential to be both innovative and environmentally conscious.

We are beginning Phase 2 of a construction project on Regional Road 18 in Clarington, between Concession Road 5 and the bridge south of Kendal. Portions of the roadway will be reconstructed using recycled materials.

This 3.6-kilometre stretch of Regional Road 18 requires reconstruction and strengthening. One-time Federal Gas Tax funding, earmarked by Regional Council for transformative capital projects, provided a unique opportunity for the Region to try something new — upgrading this road using waste from your recycling bin.

Split into two phases, this project reconstructed the north half of this road segment (Phase 1) using conventional techniques, while the southern half

(Phase 2) will pilot the use of recycled materials. Construction for Phase 2 is set begin later this summer.

When work begins, recycled glass will be incorporated into the granular base and recycled plastics will be incorporated in the new asphalt. An estimated six tonnes of mixed plastic and 400 tonnes of recycled glass from the Region's Material Recovery Facility will be used; along with 4.5 tonnes of polyethylene terephthalate (PET) fibres — made from recycled plastic.

Depending on the results of this pilot project, we have the potential to mix into the roads an estimated 300 tonnes of mixed plastic, 240 tonnes of PET plastic, and recycled glass processed at Durham's Material Recovery Facility through the Region's annual road program. This would reduce the amount of waste stored in Regional facilities and decrease the amount of material that is mined and trucked for road construction. The use of plastics also has the potential to significantly increase the strength, durability and the overall life cycle of the pavement in our road network.

This pilot project aligns with the Region's Long-term Waste Management Plan's guiding principle: to apply innovative approaches to regional waste streams and to turn them into resources that form a circular economy. It also supports our Corporate Climate Action Plan, which aims to reduce corporate greenhouse gas emissions by 100 per cent by 2045. This innovative approach to help fight climate change is an example of corporate and community-wide climate solutions that will support climate action efforts.


*Elaine Baxter-Trahair is the Chief Administrative Officer for The Regional Municipality of Durham. Visit [durham.ca/newsroom](http://durham.ca/newsroom) for the latest news from the Region and visit [durham.ca/Newsletters](http://durham.ca/Newsletters) to subscribe to newsletters and view the latest Council highlights.*

4 Pics mailed to DR Works staff Sept.15.22 -re Durham's Newtonville Road pilot











<https://www.insauga.com/video-newtonville-road-project-on-hold-after-toxic-materials-garbage-found-in-the-mix/>

# VIDEO: Newtonville road project on hold after toxic materials, garbage found in the mix

[Clarington](#) | [Durham](#) | [Whitby](#) | [Business](#) | [Community](#) | [Latest News](#) | [Politics](#) | [Traffic](#)

By [Glenn Hendry](#)

Published September 20, 2022 at 5:23 pm



The re-construction of Newtonville Road in Clarington is on hold after a citizen discovered that some of the recycled material used in the project actually contained toxic materials such as decaying batteries, cell phone parts and syringes.

The pilot project involved laying down a foundation of recycled materials such as crushed glass about two feet thick before the final paving is done. But Newtonville resident Andrew McVey found a lot more than crushed glass in the material and was spilling the tea at Monday's Clarington Council meeting.

"It's toxic waste and stuff that should be in a proper landfill," McVey, one of several delegates on the subject, told councillors. "My kids drink this water. I really, really don't want another Walkerton here."

The project is the responsibility of Durham Region and the Region promised to put off paving the road until an investigation into the composition of the material and the sorting process used is complete.

The Ministry of the Environment is also involved in the investigation.

McVey said the project, which had hoped to re-build Newtonville Road between the fourth and sixth concessions, is two miles long. "Durham Region has recklessly dumped batteries and all kinds of dangerous toxic waste," he claimed. "Unfortunately that will leach into the groundwater if we don't get rid of it immediately."

Other materials found in the mix include razor blades, antennae parts, metal hooks, dental tools, keys and pennies.



This is just some of the toxic materials found in the road mix on Newtonville Road in Clarington

Regional staff were notified on Thursday, through the Environment Ministry, of the complaint and has instructed the contractor (Dufferin Construction) to "defer" paving the road until the investigation is complete.

Clarington Council, with councillor Granville Anderson calling the issue a “serious matter,” went a step further in passing a motion that demanded that “no further work” be done on the road and that the section of road found to contain toxic material be “removed immediately.”

The project began last year and was split into two phases with the first phase, using conventional road materials, completed last fall. The second phase, covering the southern portion of the road, was supposed to use recycled materials, especially recycled glass, which would be incorporated into the granular base with recycled plastics incorporated in the new asphalt.

An estimated six tonnes of mixed plastic and 400 tonnes of recycled glass from Durham Region’s Material Recovery Facility will be used for the second phase. Additionally, 4.5 tonnes of polyethylene terephthalate fibres (made from recycled plastic) would also be in the mix.

“We are proud to be exploring the use of recycled materials in our road reconstruction projects. This pilot will help define the potential for sustainable practices and determine the durability of roads that incorporate recycled materials. The opportunity to recycle waste in road construction is just one of the many ways Durham Region is leading the way in waste management,” said Durham Works Commissioner Susan Siopis in a quote from February that hasn’t aged well.

The regional project was partially funded through a one-time Federal Gas Tax award in 2019 and was expected to be finished by November 4.

[insauga's Editorial Standards and Policies](#)

If this information is required in an accessible format, please contact 1-800-372-1102 ext. 2097.

## The Regional Municipality of Durham

### MINUTES

#### DURHAM AGRICULTURAL ADVISORY COMMITTEE

September 13, 2022

A meeting of the Durham Agricultural Advisory Committee was held on Tuesday, September 13, 2022 in the Council Chambers, Regional Headquarters Building, 605 Rossland Road East, Whitby, Ontario at 7:30 PM. Electronic participation was offered for this meeting.

#### 1. Roll Call

Present: Z. Cohoon, Federation of Agriculture, Chair  
T. Barrie, Clarington  
G. Hight, Regional Councillor  
K. Kemp, Scugog attended the meeting at 7:34 PM  
K. Kennedy, Member at Large  
G. O'Connor, Member at Large  
F. Puterbough, Member at Large  
D. Risebrough, Member at Large  
T. Watpool, Brock, Vice-Chair  
B. Winter, Ajax

**\*members of the Committee participated electronically**

Absent: N. Guthrie, Member at Large  
B. Howsam, Member at Large  
H. Schillings, Whitby  
B. Smith, Uxbridge, Vice-Chair  
G. Taylor, Pickering

#### Staff

Present: A. Brown, Program Specialist, Department of Planning and Economic Development  
R. Inacio, Systems Support Specialist, Corporate Services – IT  
S. Jibb, Manager, Agriculture & Rural Affairs, Department of Planning and Economic Development  
M. Scott, Project Planner, Department of Planning and Economic Development

K. Smith, Committee Clerk, Corporate Services – Legislative Services

**\*all staff except R. Inacio participated electronically**

**2. Declarations of Interest**

There were no declarations of interest.

**3. Adoption of Minutes**

Moved by D. Risebrough, Seconded by B. Winter,  
That the minutes of the Durham Agricultural Advisory Committee meeting  
held on Tuesday, June 14, 2022, be adopted.

CARRIED

**4. Discussion Items**

A) Rural and Agricultural Economic Development Update

S. Jibb provided the following update:

- Report #2022-EDT-10: Growing Agri-Food Durham – A Five-Year Plan to Grow the Agri-Food Industry was endorsed by Regional Council on June 29, 2022. The next steps include designing and promoting the content for the five-year plan. The content will be updated with the Durham specific agriculture census data.

A. Brown provided the following update:

- Ontario Agricultural Week starts on October 3, 2022. Durham Region will be running a promotional campaign to promote Durham Agricultural and Agriculture Awareness in the community.

B) 2022 DAAC Farm Tour Sub-Committee Report

D. Risebrough provided the following update:

- The DAAC Farm Tour is taking place on Thursday, September 15, 2022 at Sargent Family Dairy and the On-Farm facility with registration at approximately 120 people. The tours will consist of on-farm production, dairy operation, cropping operation, and there will be presentations over lunch.
- D. Risebrough asked committee members to arrive around 9:00 AM to assist with getting organized.

C) Municipal Agricultural Fees Comparison Chart

The Municipal Agricultural Fees Comparison Chart was provided as Attachment #2 to the Agenda and received.

A. Brown advised that the document was previously provided at the June 14, 2022 meeting. The document has now been made accessible and can be shared with Regional Council.

**5. Information Items**

A) DAAC Membership Applications Open

The Region of Durham's Board and Committee Appointments page was provided as Attachment #3 to the Agenda and received.

M. Scott advised that the membership applications to apply for the Durham Agricultural Advisory Committee for the next term of Council are now open.

M. Scott advised that he would provide committee members with the link for the online application form.

B) ROPA 2022-003 – Application to Amend the Durham Regional Official Plan, Submitted by CBM Aggregates to permit the expansion of Aggregate Resource Extraction Area #2 in the Township of Brock

A copy of Report #2022-P-17 of the Commissioner of Planning & Economic Development – Application to Amend the Durham Regional Official Plan, submitted by CBM Aggregates to permit the expansion of Aggregate Resource Extraction Area #2 in the Township of Brock, File: OPA 2022-003 was provided as Attachment #4 to the Agenda and received.

M. Scott advised that the proposed expansion area to be licensed is approximately 35.2 hectares and the proposed extraction area is 22.4 hectares. He also advised that the site is currently under active agricultural cultivation and the eastern portion of the property is adjacent to the Beaverton River Provincially Significant Wetland (PSW) Complex and is located on the Sunderland Esker.

M. Scott provided a brief overview of the Application and discussion ensued regarding the subject site.

Moved by D. Risebrough, Seconded by B. Winter,  
That the Durham Agricultural Advisory Committee has no objections to  
the aggregate area expansion.

CARRIED

**6. Other Business**

A) Return to In-Person Meetings

Discussion ensued regarding returning to in-person meetings for Advisory Committees.

B) DAAC Membership Applications Open

Further discussion ensued regarding the DAAC membership applications. M. Scott advised that the deadline to submit applications is October 27, 2022.

C) Agenda Items

---

M. Scott advised that the DAAC Terms of Reference will be provided as an attachment on an upcoming agenda as a refresher for current members and potential new members.

M. Scott advised committee members to provide input for agenda items or presentations for upcoming meetings.

**7. Date of Next Meeting**

The next meeting of the Durham Agricultural Advisory Committee will be held on Tuesday, October 11, 2022 starting at 7:30 PM.

**8. Adjournment**

Moved by K. Kemp, Seconded by G. O'Connor,  
That the meeting be adjourned.

CARRIED

The meeting adjourned at 7:59 PM

Respectfully submitted,

---

Z. Cohoon, Chair, Durham Agricultural Advisory  
Committee

---

K. Smith, Committee Clerk

If this information is required in an accessible format, please contact 1-800-372-1102 ext. 2097.

## The Regional Municipality of Durham

### MINUTES

#### DURHAM REGION ROUNDTABLE ON CLIMATE CHANGE

September 16, 2022

A regular meeting of the Durham Region Roundtable on Climate Change was held on Friday, September 16, 2022, in the LL-C, Regional Municipality of Durham Headquarters, 605 Rossland Road East, Whitby at 10:00 AM. Electronic participation was offered for this meeting.

#### 1. Roll Call

Present: D. Hoornweg, Citizen Member, Chair  
P. Cohen, Youth Citizen Member  
Councillor Crawford, Works Committee  
C. Desbiens, Citizen Member  
Regional Chair Henry  
Councillor Hight, Planning & Economic Development Committee  
J. Kinniburgh, Citizen Member  
G. MacPherson, Citizen Member  
C. Mee, Citizen Member  
R. Plaza, Citizen Member attended the meeting at 10:06 AM  
K. Senyk, Citizen Member  
K. Shadwick, Citizen Member  
J. Taylor, Citizen Member attended the meeting at 10:06 AM  
M. Vroegh, Citizen Member, Vice-Chair attended the meeting at 10:06 AM  
**\*all members of the committee participated electronically**

Absent: E. Baxter-Trahair, CAO  
Councillor Chapman, Health and Social Services Committee  
T. Hall, Citizen Member  
Councillor Leahy, Finance and Administration Committee

#### Staff

Present: S. Austin, Director of Strategic Initiatives, Office of the CAO  
N. Halim, Policy Advisory, Sustainability, Office of the CAO  
R. Inacio, Systems Support Specialist, Corporate Services – IT  
M. Kawalec, Climate Change Coordinator, Office of the CAO  
I. McVey, Manager of Sustainability, Office of the CAO  
T. Fraser, Committee Clerk, Corporate Services – Legislative Services  
S. Ciani, Committee Clerk, Corporate Services – Legislative Services

#### 2. Declarations of Interest

There were no declarations of interest.



### 3. Adoption of Minutes

Moved by Councillor Highet, Seconded by P. Cohen,  
That the minutes of the Durham Region Roundtable on Climate Change  
meeting held on Friday, June 17, 2022, be adopted.

CARRIED

### 4. Delegations

There were no delegations.

### 5. Presentations

#### A) Proposed Evolution of the Durham Region Roundtable on Climate Change - Ian McVey, Manager of Sustainability, Durham Region

---

Ian McVey, Manager of Sustainability, provided a PowerPoint presentation regarding the proposed evolution of the Durham Region Roundtable on Climate Change (DRRCC).

I. McVey introduced Nayel Halim, Policy Advisory, Sustainability, Office of the CAO. He advised that N. Halim will be developing a Building Energy Benchmarking program that will involve developing an energy benchmarking program for commercial, institutional, and multi-unit residential buildings across the Region.

I. McVey advised that the recruitment process has begun for advisory committees for the next term of Council and that if any DRRCC members are interested in returning they should submit their application to both the DEAC and DRRCC.

Highlights of the presentation included:

- Governance Model Overview
- DRRCC Leadership Committee
  - Membership
  - Roles & Responsibilities
- DRRCC Annual Report and Forum
  - Report
  - Forum
- Inter-Organizational Working Groups
- DRRCC Implementation Management Committee
- Annual DRRCC Implementation and Reporting Cycle
- Next Steps

I. McVey responded to questions from the Committee regarding whether it would be beneficial to incorporate a portion of the new climate commission as a not-for-

profit to help secure larger amounts of grant funding; and the type of reporting that is planned for the climate commission.

## **6. Items for Information and Discussion**

### **A) Pickering Integrated Sustainable Design Standards**

A link to the Pickering Integrated Sustainable Design Standards was provided to the Committee members prior to the meeting for information.

I. McVey advised that the Pickering Integrated Sustainable Design Standards were endorsed by the City of Pickering earlier this month and will be presented to Council later this month for final approval.

### **B) Whitby Climate Emergency Response Plan**

A link to the Whitby Climate Emergency Response Plan was provided to the Committee members prior to the meeting for information.

### **C) Final Draft of the Town of Whitby Climate Emergency Response Plan: Phase 1 – Resilience Executive Summary and Implementation Plan**

A link to the final draft of the Town of Whitby Climate Emergency Response Plan: Phase 1 – Resilience Executive Summary and Implementation Plan was provided to the Committee members prior to the meeting for information.

## **7. Correspondence**

There were no communication items to be considered.

## **8. Other Business**

There was no other business considered.

## **9. Date of Next Meeting**

The next regular meeting of the Durham Region Roundtable on Climate Change will be determined once appointments are made by Regional Council.

## **10. Adjournment**

Moved by Regional Chair Henry, Seconded by Councillor Crawford,  
That the meeting be adjourned.

CARRIED

The meeting adjourned at 10:34 AM

Respectfully submitted,

---

D. Hoorweg, Chair, Durham Region Roundtable on  
Climate Change

---

S. Ciani, Committee Clerk