



Planning and  
Economic Development  
Department



# 2022 Business Count Highlights



# Table of Contents

<b>3</b>	Message from Commissioner
<b>4</b>	Overview
<b>6</b>	Durham Region
<b>12</b>	Ajax
<b>16</b>	Brock
<b>20</b>	Clarington
<b>24</b>	Oshawa
<b>28</b>	Pickering
<b>32</b>	Scugog
<b>36</b>	Uxbridge
<b>40</b>	Whitby

# Message from the Commissioner of Planning and Economic Development

In 2022, the Region of Durham and its municipal partners conducted the 10th annual Business Count. The last in-person Business Count was completed in 2019, before the COVID-19 pandemic.

Results from the Business Count tell us about the type of employment, number of employees, and overall characteristics of businesses in the Region. The data collected during the annual Business Count and its analysis of year-over-year trends is used to: update the Region's on-line business directory; provide background information for various planning studies; monitor growth; and promote economic development initiatives in the Region.

The information below provides the key findings from the 2022 Business Count. In the Summer of 2022, there were:

- a. 201,330 jobs in the Region, a slight decrease over 2019, primarily due to the COVID-19 pandemic;
- b. 12,737 businesses in the Region, similar to 2019; and
- c. The top three employment sectors in the Region are retail trade, health care and social assistance, and manufacturing.

While economic uncertainty (attributed to concerns such as supply chain issues, inflation, higher-interest rates, and housing challenges) is likely to impact the rate of employment growth, Durham's investment in infrastructure and economic programming puts the Region in a strong position to thrive.

The findings from the survey confirm Durham is a great place to live, work and invest. I encourage you to read the Business Count Highlights report to learn why businesses continue to open and expand in the Region of Durham.

Brian Bridgeman

Commissioner, Planning and Economic Development





## Business Count Overview

Between May and September, the Region's Business Count team visit each visible business establishment in Durham to gather basic information about the type and nature of the business, the number of employees, floor space, etc. The 2022 Business Count Highlights Report details the survey results.

The data collected during the 2022 Business Count is shared with the area municipalities and will be used to update the Region's business directory. Additionally, it will be used for a variety of planning and economic development purposes such as land use studies and growth monitoring.

The Region's annual Business Count is conducted by a group of seven summer students primarily through short face-to-face interviews. The students, on average, conduct each survey in less than five minutes. In the event a face-to-face interview is not possible, businesses have the option of returning the survey by mail, fax, e-mail, or by completing it on the Region's website. Large employers such as school boards, Ontario Power Generation and municipal government offices are contacted by phone or email. The survey coverage includes all the Region's urban areas, hamlets and rural employment areas. In the rural areas, a visual inspection was conducted in an effort to locate additional businesses, so that the database would be as complete as possible.

Business locations surveyed include, but are not limited to, professional offices, stores, places of worship, hotels, medical offices, industrial facilities, farm operations, schools, government offices, hospitals, not for profit establishments, vacant commercial, industrial, and institutional locations.

Home-based and mobile businesses are not included in the door-to-door survey. These types of businesses are challenging to survey in person due to a lack of a traditional bricks and mortar location. A targeted social media advertising campaign and radio ads are used to encourage home-based businesses to participate.

Farms are identified through signage which shows the name of the farm, as well as Ontario Federation of Agriculture (OFA) and Christian Farmers Federation of Ontario (CFFO) signs. Farm operators were encouraged to participate in the Business Count through targeted radio and social media campaigns.

Lake Simcoe



# Distribution of Jobs

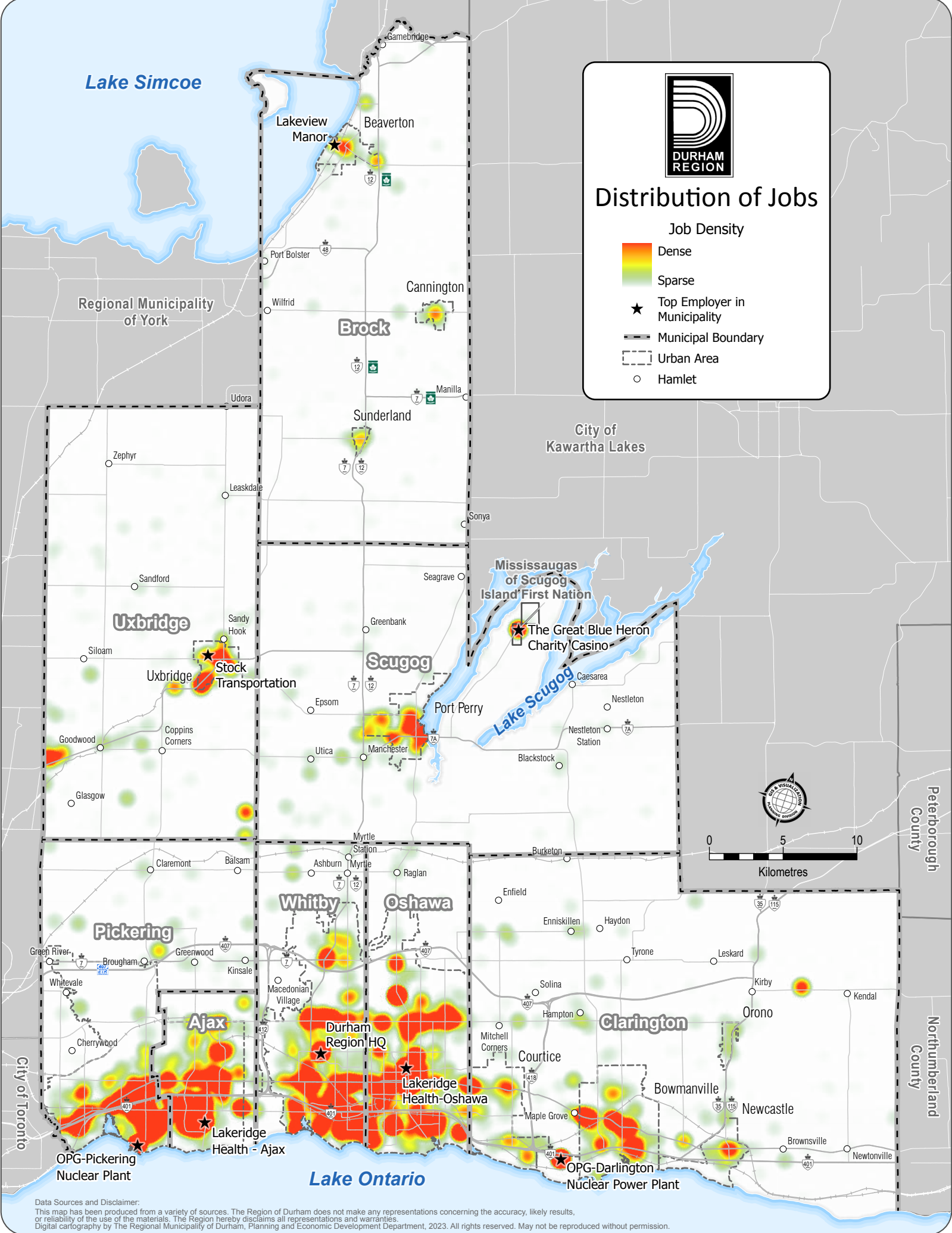


★ Top Employer in Municipality

--- Municipal Boundary

--- Urban Area

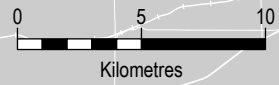
○ Hamlet



City of Kawartha Lakes

Mississaugas of Scugog Island First Nation

The Great Blue Heron Charity Casino



Peterborough County

Northumberland County

**Data Sources and Disclaimer:**

This map has been produced from a variety of sources. The Region of Durham does not make any representations concerning the accuracy, likely results, or reliability of the use of the materials. The Region hereby disclaims all representations and warranties.

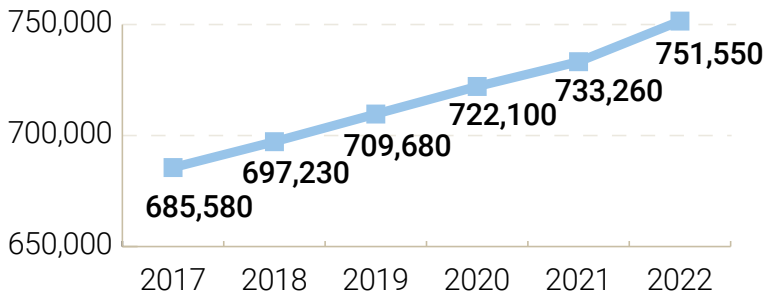
Digital cartography by The Regional Municipality of Durham, Planning and Economic Development Department, 2023. All rights reserved. May not be reproduced without permission.



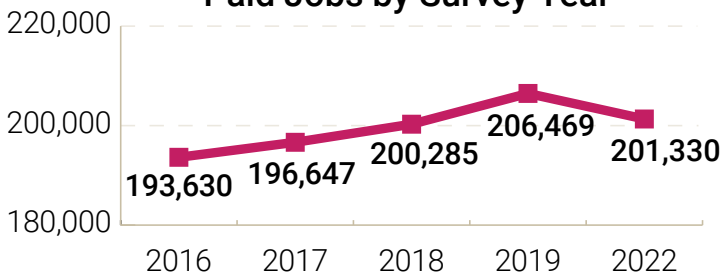
# Durham Region

# Population, jobs and business growth

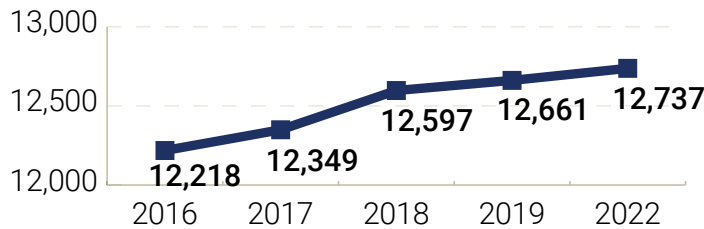
Population Estimate by Year



Paid Jobs by Survey Year



Occupied Businesses by Survey Year



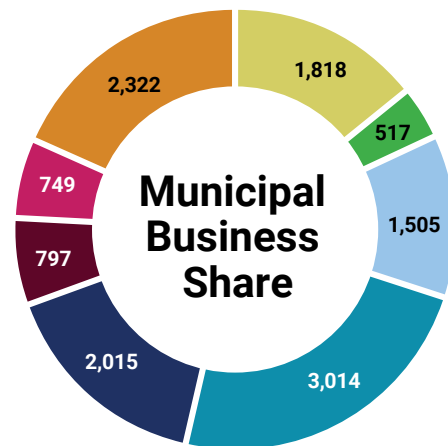
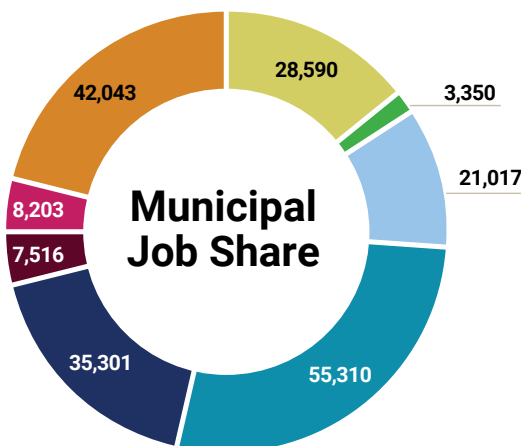
**12,737**  
Total Businesses



**201,330**  
Total Jobs

**-2.49%**  
Jobs Relative  
to 2019

- Ajax
- Brock
- Clarington
- Oshawa
- Pickering
- Scugog
- Uxbridge
- Whitby



Lake Simcoe



# Distribution of Businesses

Business Density



★ Top Employer in Municipality

--- Municipal Boundary

--- Urban Area

○ Hamlet

Regional Municipality of York

Lakeview Manor

Beaverton

Cannington

Brock

Sunderland

City of Kawartha Lakes

Uxbridge

Uxbridge

Stock Transportation

Scugog

Port Perry

Mississaugas of Scugog Island First Nation

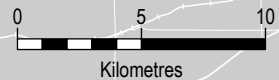
The Great Blue Heron Charity Casino

Port Perry

Manchester

Port Perry

Blackstock



Peterborough County

Pickering

Whitby

Oshawa

Enfield

Enniskillen

Haydon

Tyrone

Leskard

Northumberland County

City of Toronto

Ajax

Ajax

Lakeridge Health - Ajax

Durham Region HQ

Lakeridge Health-Oshawa

Clarington

Courtice

Maple Grove

Bowmanville

Newcastle

Brownsville

Newtonville

OPG-Pickering Nuclear Plant

Lakeridge Health - Ajax

Lake Ontario

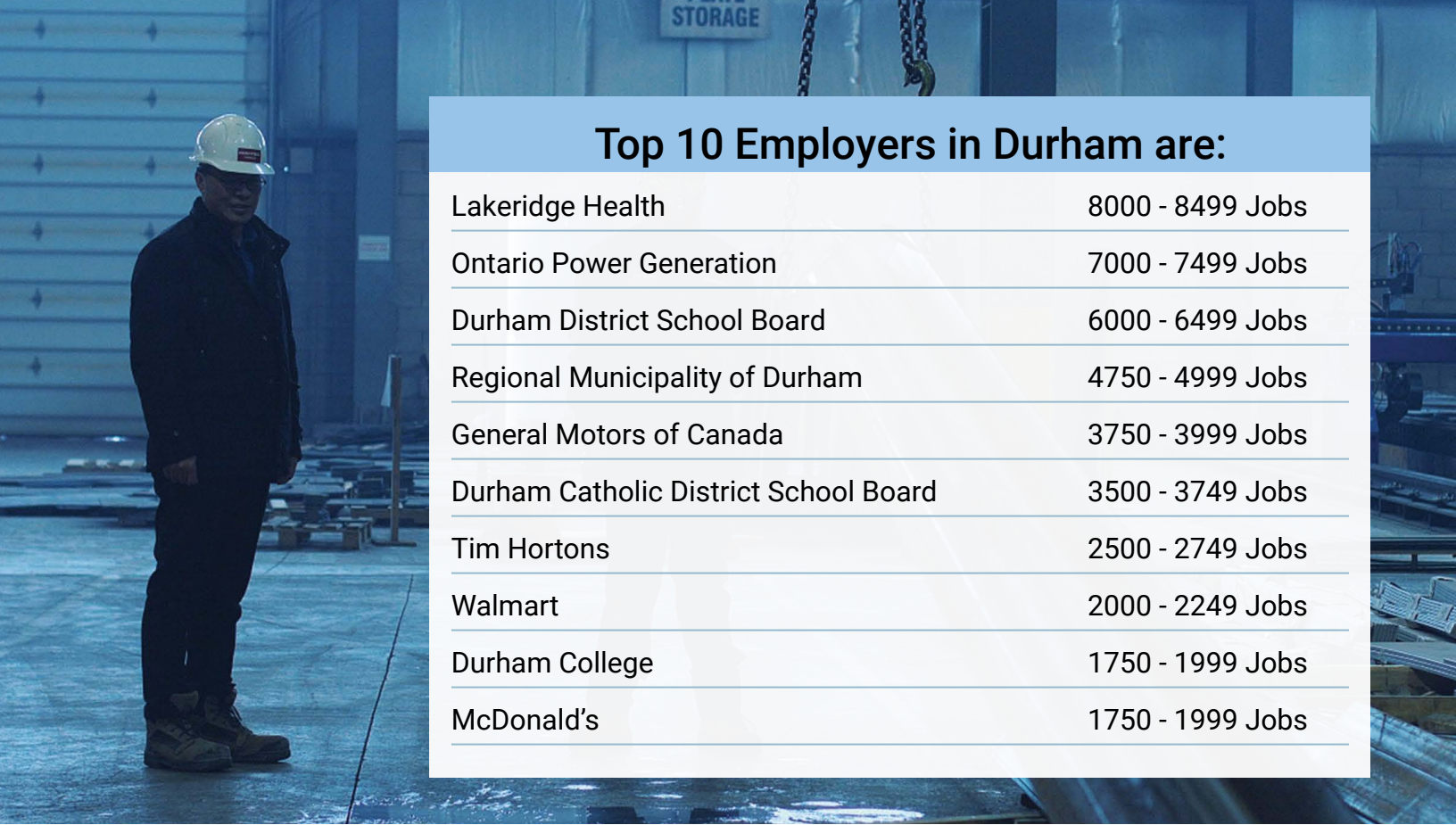
OPG-Darlington Nuclear Power Plant

Data Sources and Disclaimer:

This map has been produced from a variety of sources. The Region of Durham does not make any representations concerning the accuracy, likely results, or reliability of the use of the materials. The Region hereby disclaims all representations and warranties.

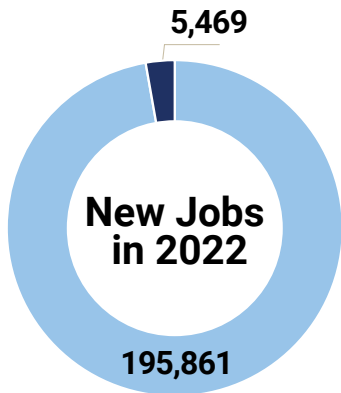
Digital cartography by The Regional Municipality of Durham, Planning and Economic Development Department, 2023. All rights reserved. May not be reproduced without permission.





## Top 10 Employers in Durham are:

Lakeridge Health	8000 - 8499 Jobs
Ontario Power Generation	7000 - 7499 Jobs
Durham District School Board	6000 - 6499 Jobs
Regional Municipality of Durham	4750 - 4999 Jobs
General Motors of Canada	3750 - 3999 Jobs
Durham Catholic District School Board	3500 - 3749 Jobs
Tim Hortons	2500 - 2749 Jobs
Walmart	2000 - 2249 Jobs
Durham College	1750 - 1999 Jobs
McDonald's	1750 - 1999 Jobs



■ Jobs From New Businesses Opened in 2022
 ■ Total Existing Jobs Since 2019



**1,121**

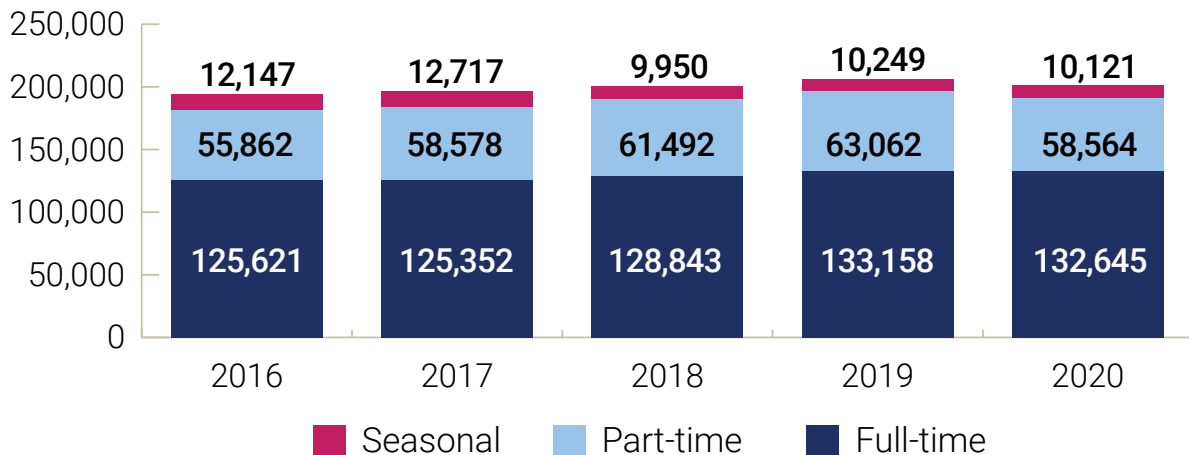
Business locations opened in 2022



**1,336**

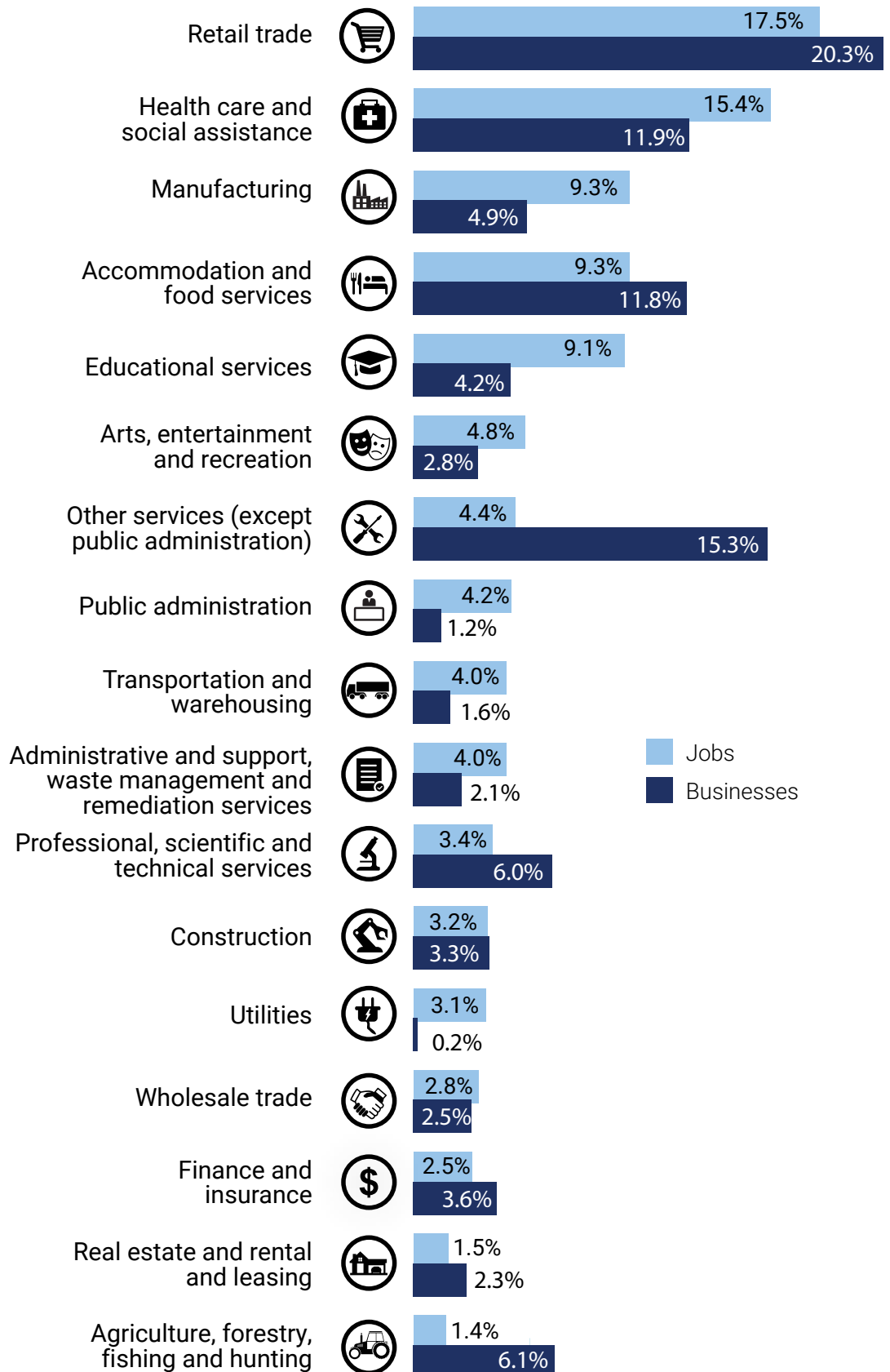
Business locations vacant in 2022

## Jobs by Employment Type



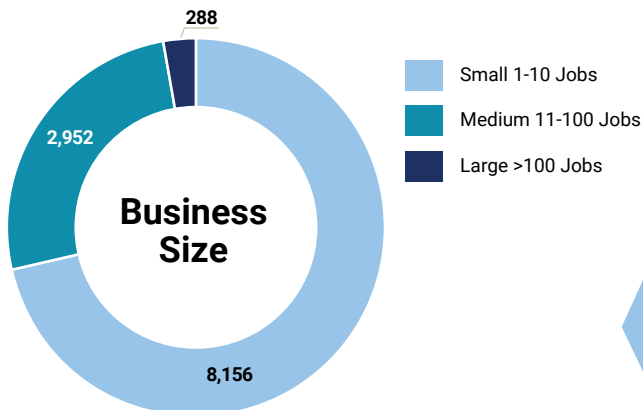
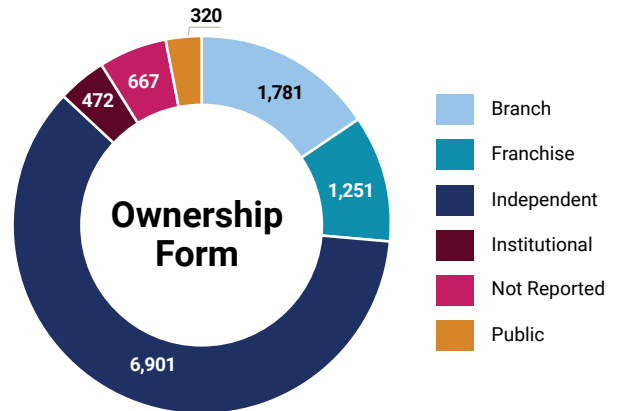
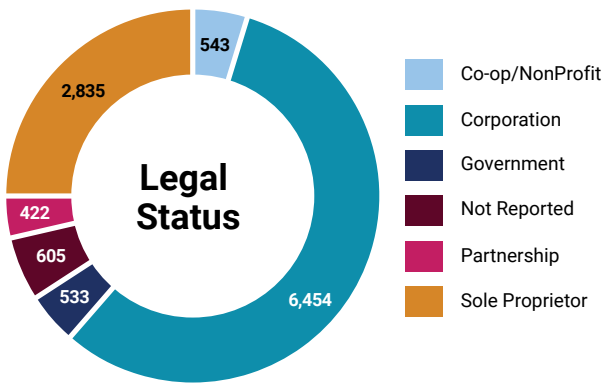
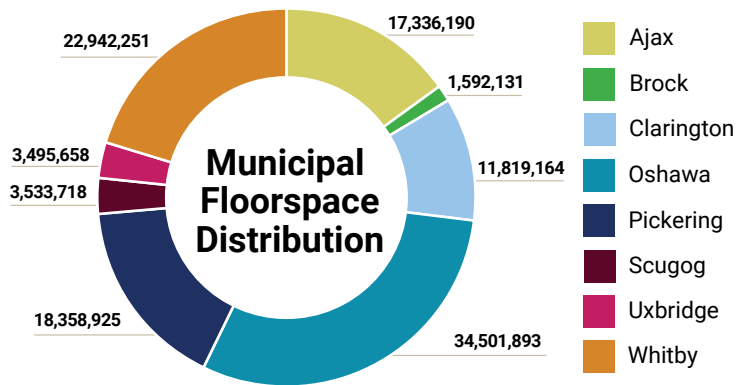
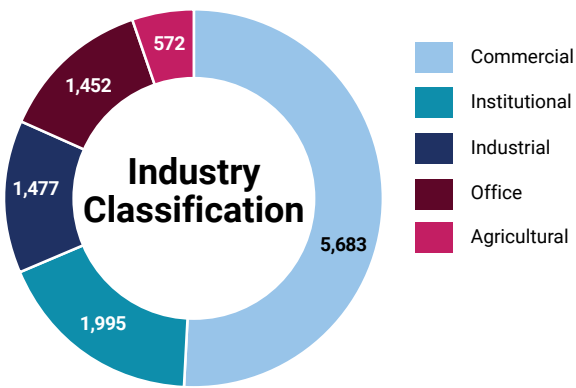


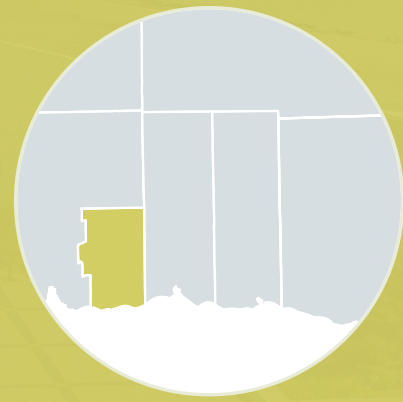
## Highest Employment Sectors and Proportion of Related Businesses



Businesses most often reported difficulty in finding skilled workers in the following occupations: customer services, sales, and management; chefs/cooks; auto mechanic; labour; az/dz drivers; construction; hair stylists; driving instructors; medical/health services; trades.

## Percentage of Businesses by:





# Ajax

# Ajax



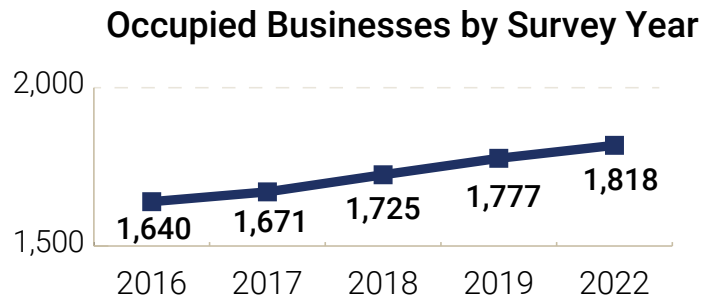
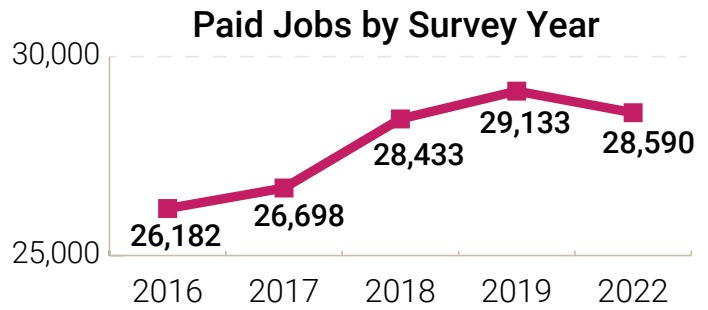
**1,818**  
Total Businesses



**28,590**  
Total Jobs

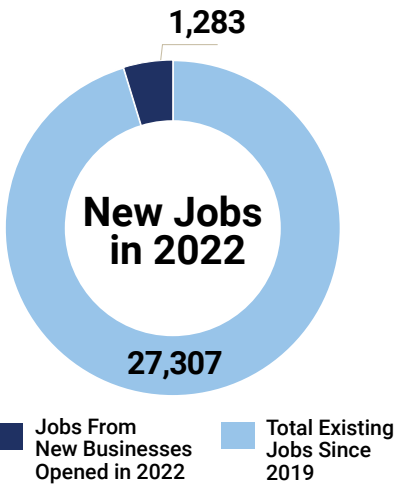
**-1.86%**  
Jobs Relative  
to 2019

## Jobs and business growth



## Top 10 Employers in Ajax are:

Lakeridge Health	1500 - 1749 Jobs
Durham District School Board	1000 - 1249 Jobs
Loblaws Companies Limited	1000 - 1249 Jobs
Durham Catholic District School Board	1000 - 1249 Jobs
Town of Ajax	750 - 999 Jobs
Costco Wholesale	500 - 749 Jobs
SaFran. Messier-Bugatti-Dowty Inc.	500 - 749 Jobs
Intact Insurance Company	250 - 499 Jobs
Lear Canada	250 - 499 Jobs
Tim Hortons	250 - 499 Jobs



**240**

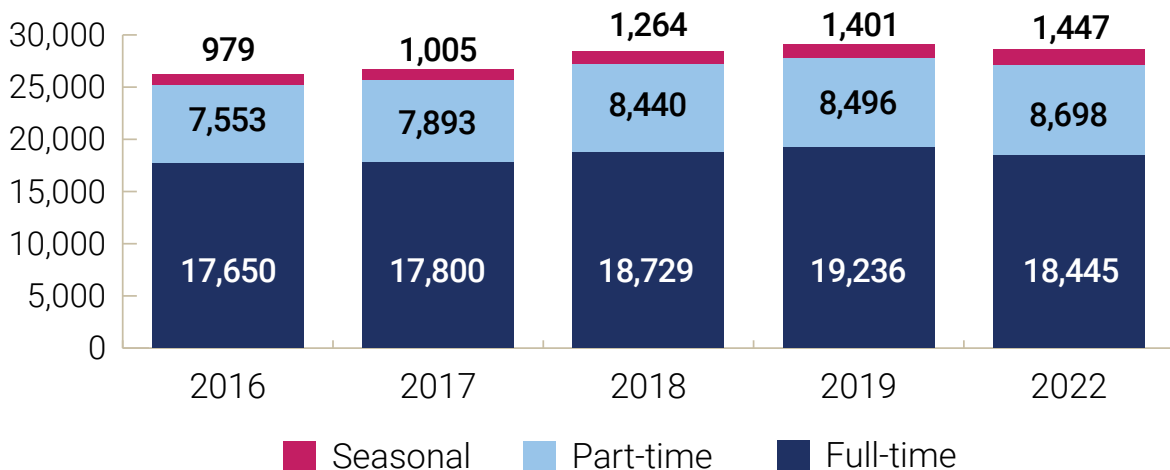
Business locations opened in 2022



**194**

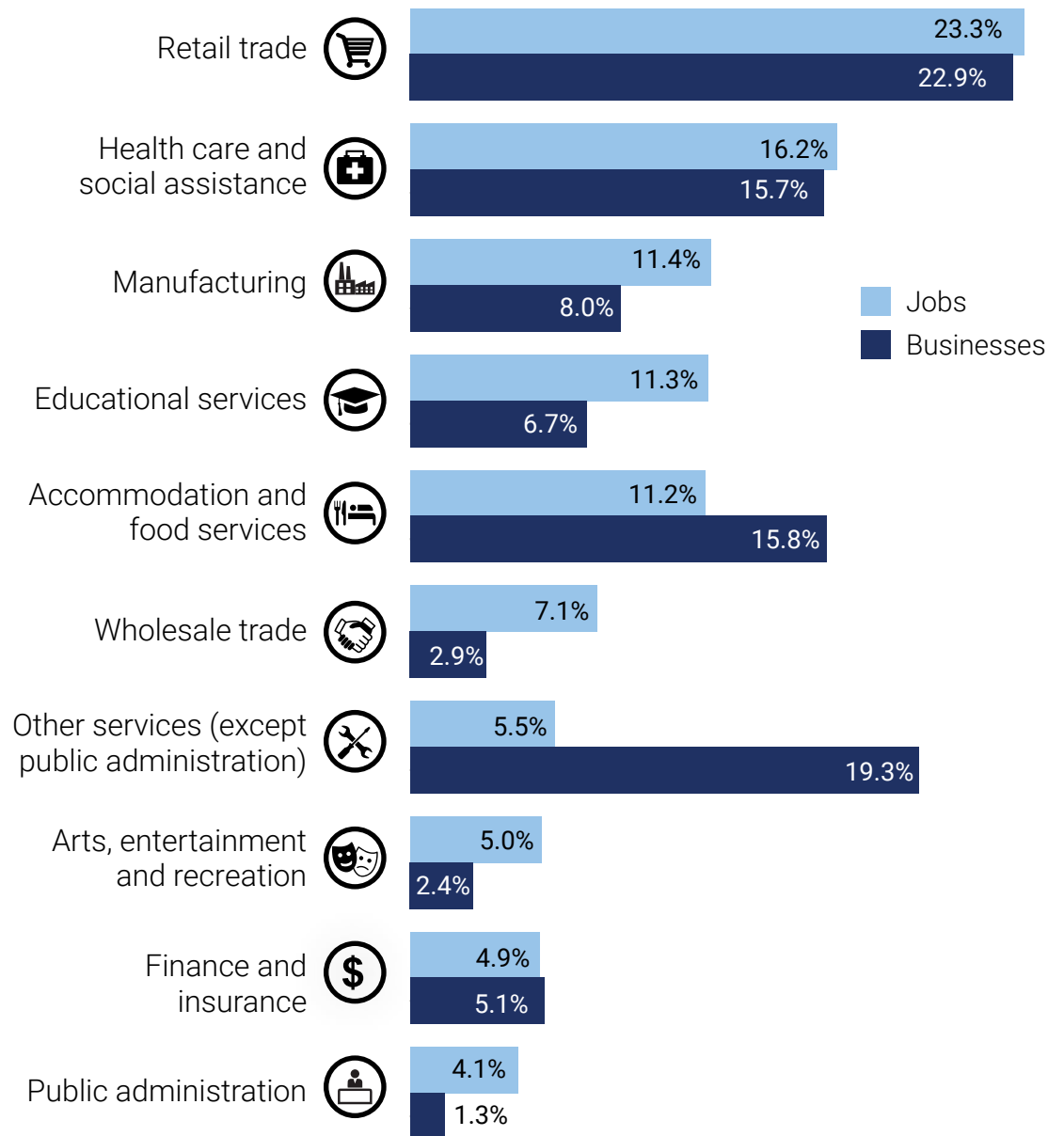
Business locations vacant in 2022


## Jobs by Employment Type





## Highest Employment Sectors and Proportion of Related Businesses





**Brock**



# Brock



**517**

Total Businesses



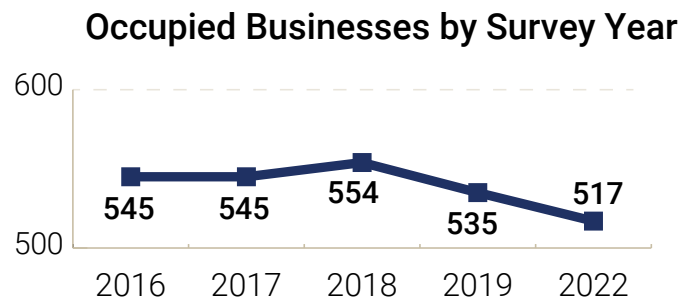
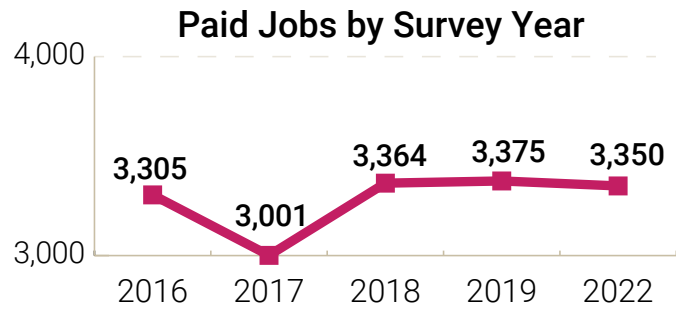
**3,350**

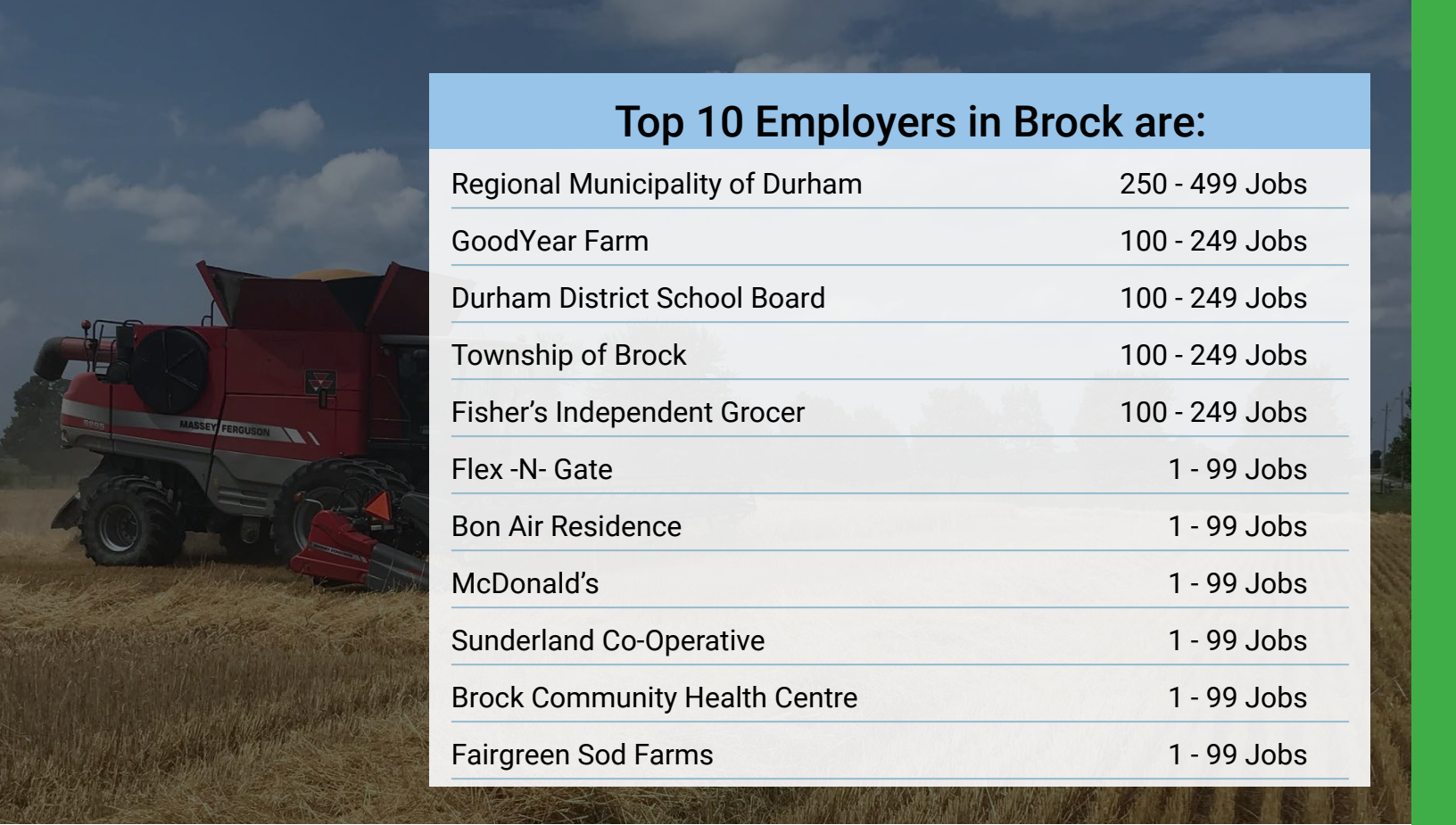
Total Jobs

**-0.74%**

Jobs Relative  
to 2019

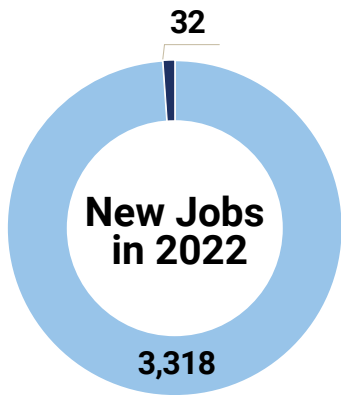
## Jobs and business growth





## Top 10 Employers in Brock are:

Regional Municipality of Durham	250 - 499 Jobs
GoodYear Farm	100 - 249 Jobs
Durham District School Board	100 - 249 Jobs
Township of Brock	100 - 249 Jobs
Fisher's Independent Grocer	100 - 249 Jobs
Flex -N- Gate	1 - 99 Jobs
Bon Air Residence	1 - 99 Jobs
McDonald's	1 - 99 Jobs
Sunderland Co-Operative	1 - 99 Jobs
Brock Community Health Centre	1 - 99 Jobs
Fairgreen Sod Farms	1 - 99 Jobs



■ Jobs From New Businesses Opened in 2022  
■ Total Existing Jobs Since 2019



**10**

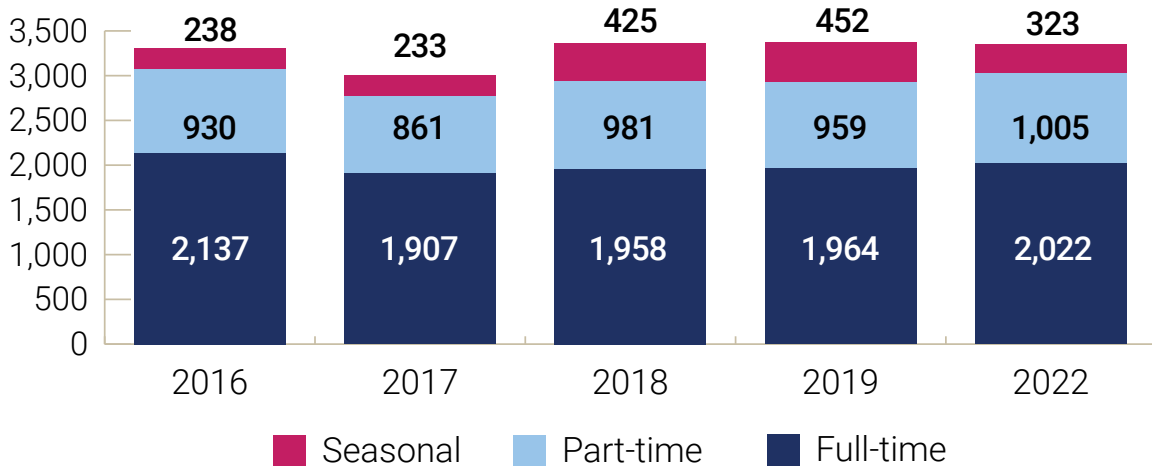
Business locations opened in 2022



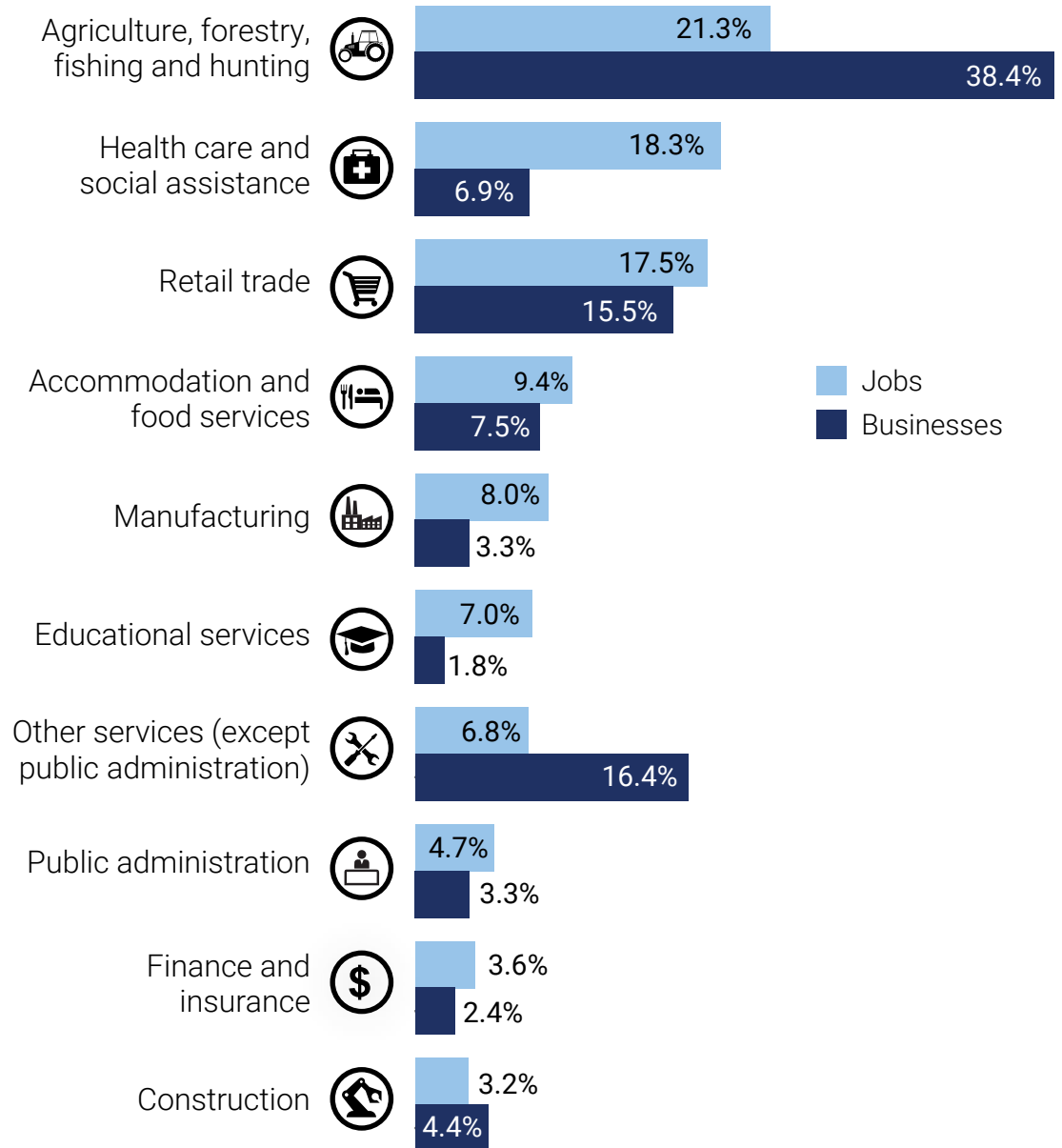
**42**

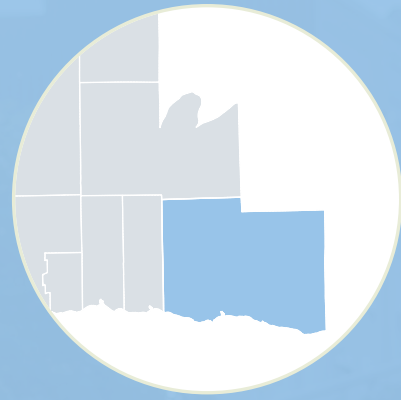
Business locations vacant in 2022

## Jobs by Employment Type



## Highest Employment Sectors and Proportion of Related Businesses





# Clarington

# Clarington



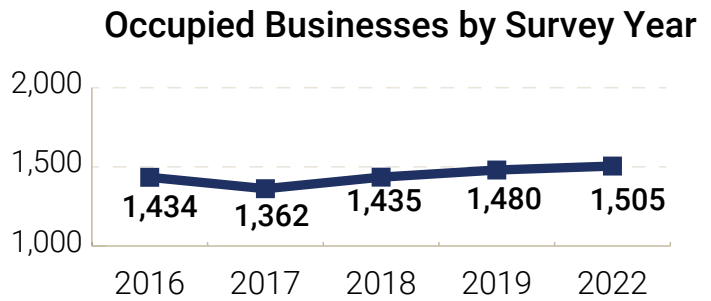
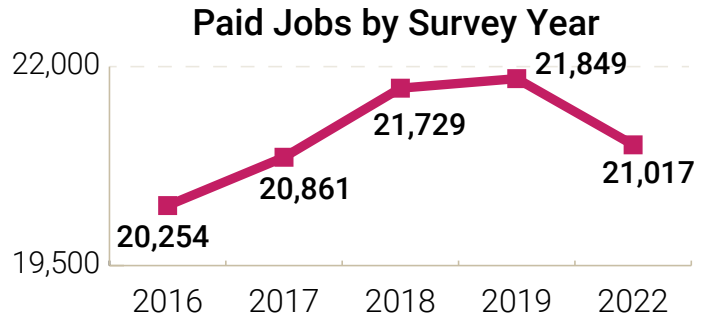
**1,505**  
Total Businesses



**21,017**  
Total Jobs

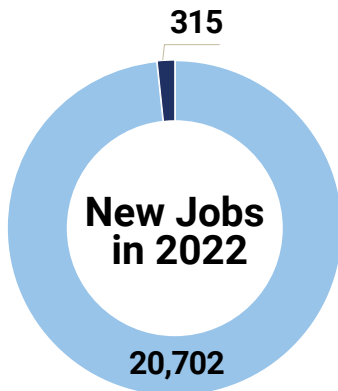
**-3.81%**  
Jobs Relative  
to 2019

## Jobs and business growth



## Top 10 Employers in Clarington are:

Ontario Power Generation	2750 - 2999 Jobs
Municipality of Clarington	1250 - 1499 Jobs
Kawartha Pine Ridge District School Board	1000 - 1249 Jobs
Peterborough Victoria Northumberland and Clarington Catholic District School Board	250 - 499 Jobs
Brimacombe	250 - 499 Jobs
Lakeridge Health	250 - 499 Jobs
Tim Hortons	250 - 499 Jobs
Wal-Mart	250 - 499 Jobs
Durham Christian Homes Society Inc.	250 - 499 Jobs
Algoma Orchards	250 - 499 Jobs



■ Jobs From New Businesses Opened in 2022  
■ Total Existing Jobs Since 2019



**75**

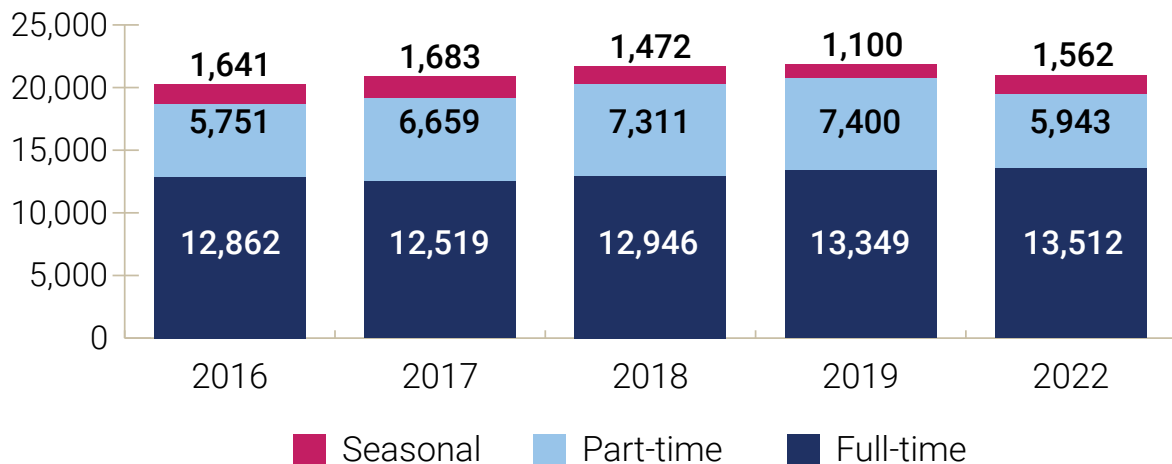
Business locations opened in 2022



**73**

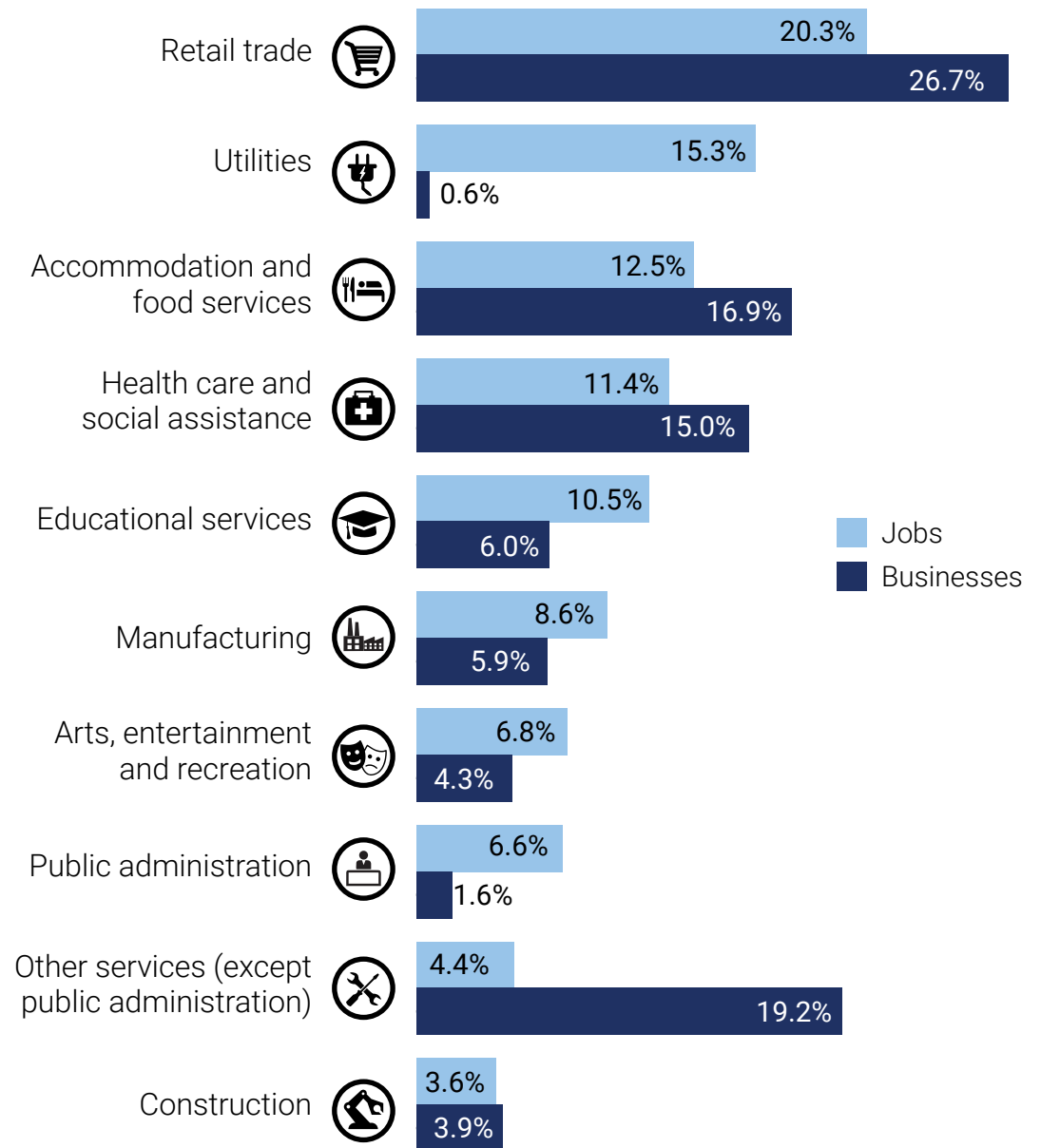
Business locations vacant in 2022

## Jobs by Employment Type





## Highest Employment Sectors and Proportion of Related Businesses





# Oshawa



# Oshawa



**3,014**

Total Businesses



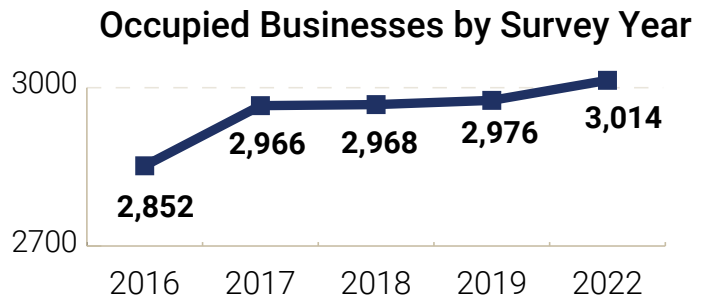
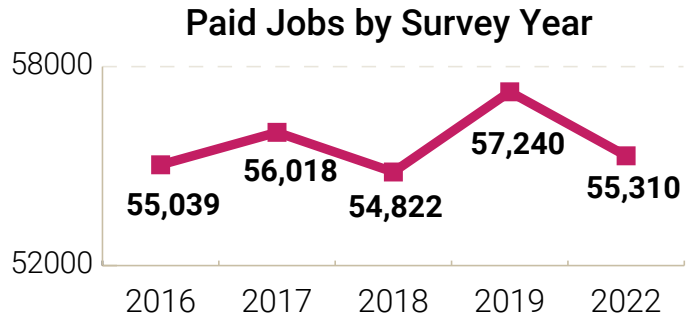
**55,310**

Total Jobs

**-3.37%**

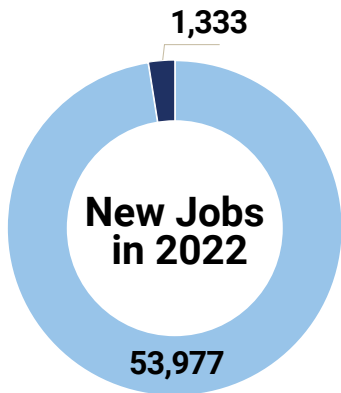

Jobs Relative  
to 2019

## Jobs and business growth



## Top 10 Employers in Oshawa are:

Lakeridge Health	4250 - 4499 Jobs
General Motors of Canada	3750 - 3999 Jobs
Durham College	1500 - 1749 Jobs
Durham District School Board	1500 - 1749 Jobs
Regional Municipality of Durham	1250 - 1499 Jobs
Ontario Tech University	1250 - 1499 Jobs
City of Oshawa	1250 - 1499 Jobs
Concentrix	1000 - 1249 Jobs
Durham Catholic District School Board	1000 - 1249 Jobs
Ministry of Finance	1000 - 1249 Jobs



■ Jobs From New Businesses Opened in 2022  
■ Total Existing Jobs Since 2019



**241**

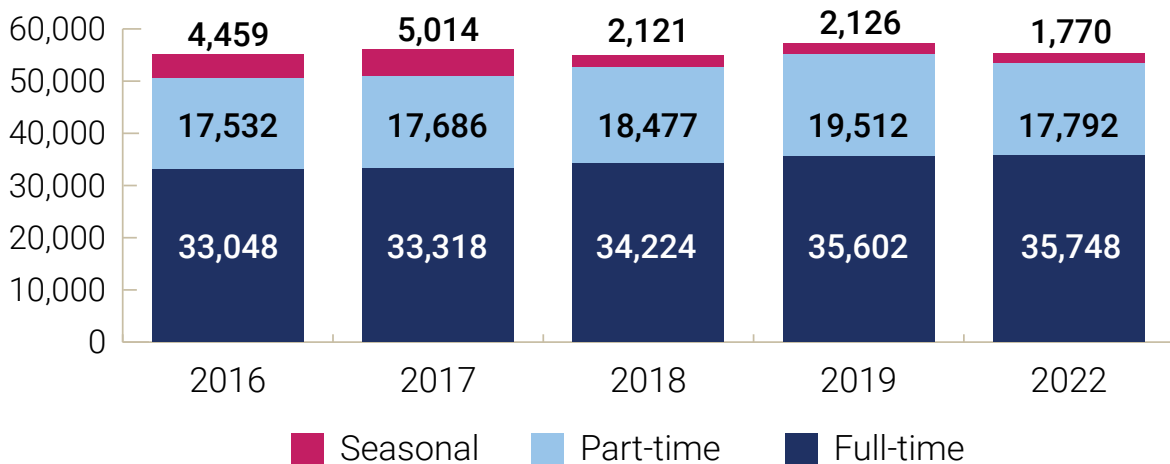
Business locations opened in 2022



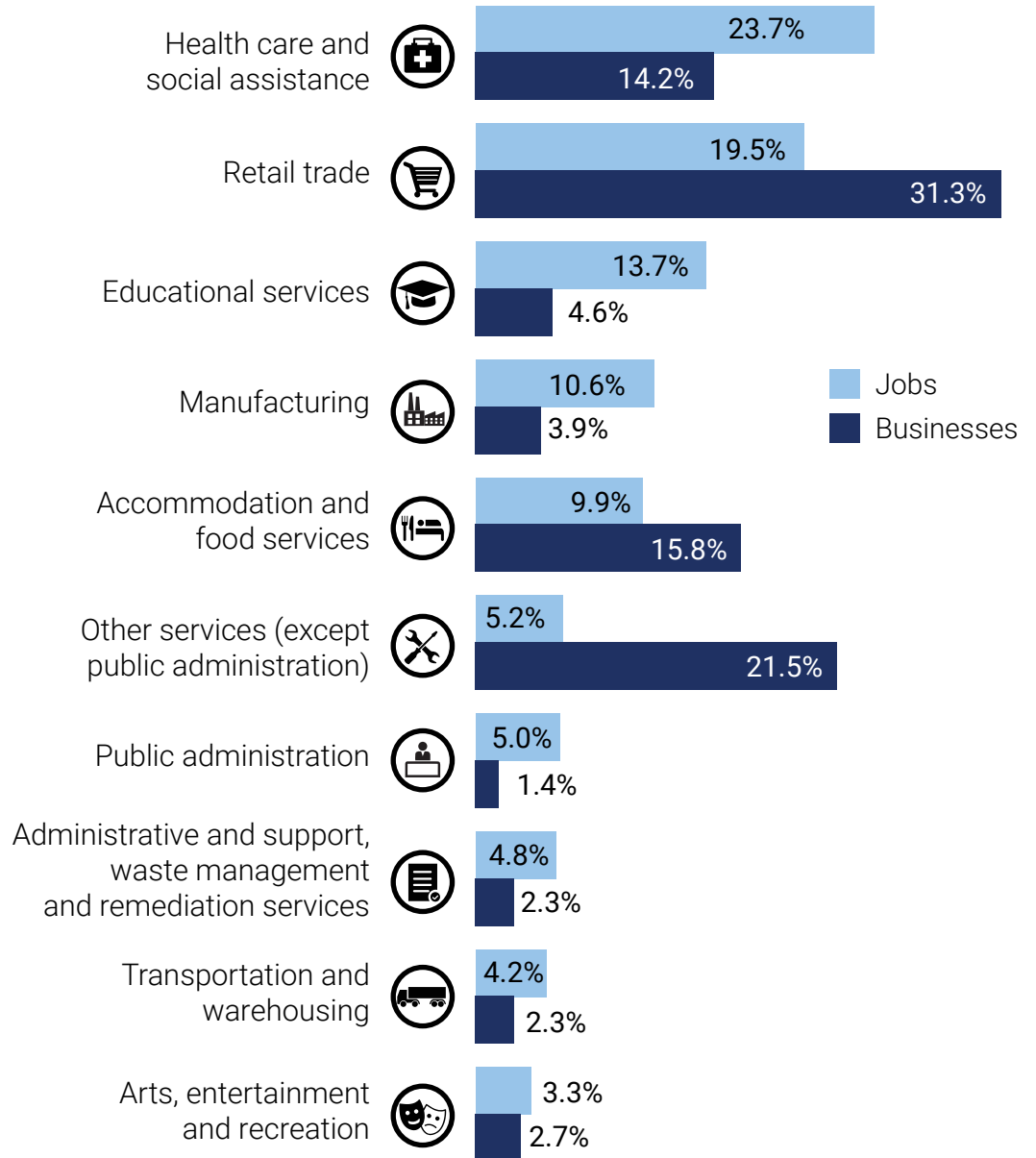
**458**

Business locations vacant in 2022

## Jobs by Employment Type



## Highest Employment Sectors and Proportion of Related Businesses





# Pickering

# Pickering



## 2,015

Total Businesses



## 35,301

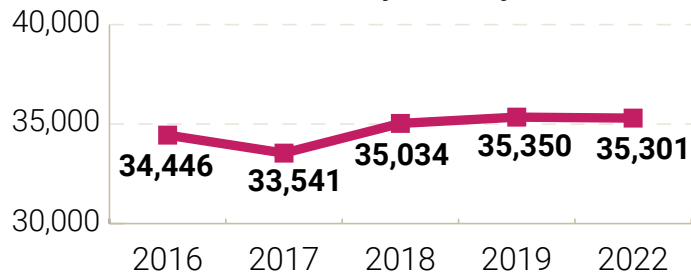
Total Jobs

## -0.14%

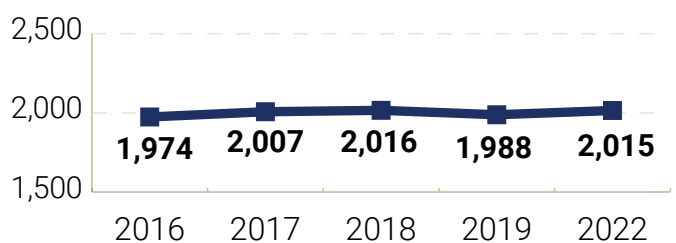
Jobs Relative  
to 2019

## Jobs and business growth

Paid Jobs by Survey Year



Occupied Businesses by Survey Year



## 146


Businesses  
Import



## 105

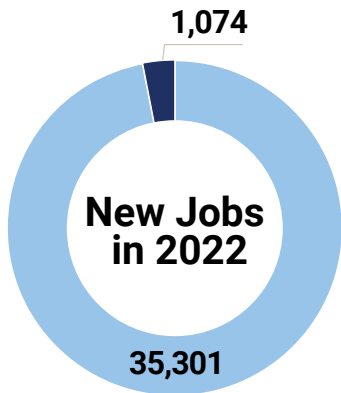
Businesses  
Export





## Top 10 Employers in Pickering are:

Ontario Power Generation	4000 - 4249 Jobs
City of Pickering	750 - 999 Jobs
Rogers	750 - 999 Jobs
Durham District School Board	500 - 749 Jobs
Pickering Casino Resort	500 - 749 Jobs
Aspect Retail Logistics	500 - 749 Jobs
Black&McDonald - Nuclear Services	500 - 749 Jobs
Durham Catholic District School Board	250 - 499 Jobs
MPAC (Municipal Property Assessment Corporation)	250 - 499 Jobs
Orchard Villa Long Term Care	250 - 499 Jobs



■ Jobs From New Businesses Opened in 2022  
■ Total Existing Jobs Since 2019



**262**

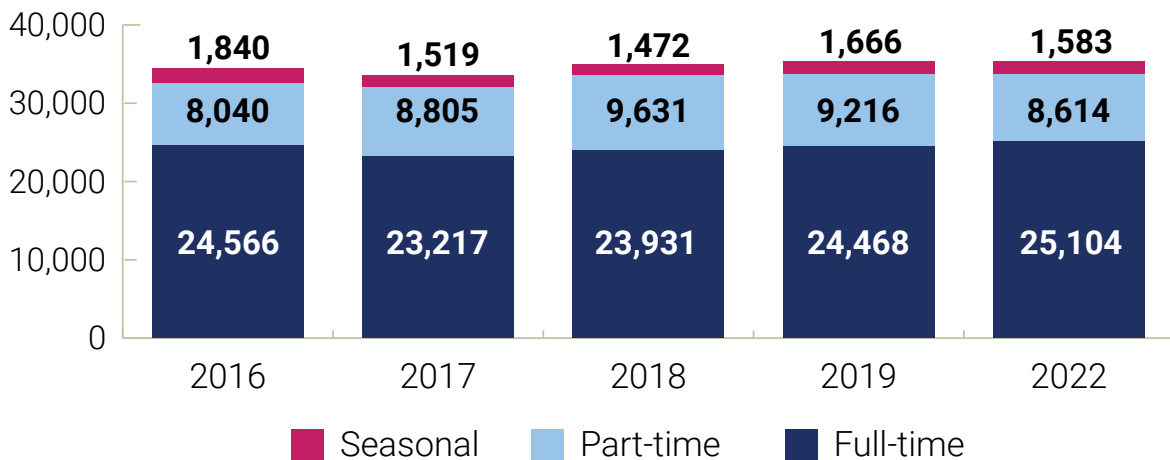
Business locations opened in 2022



**240**

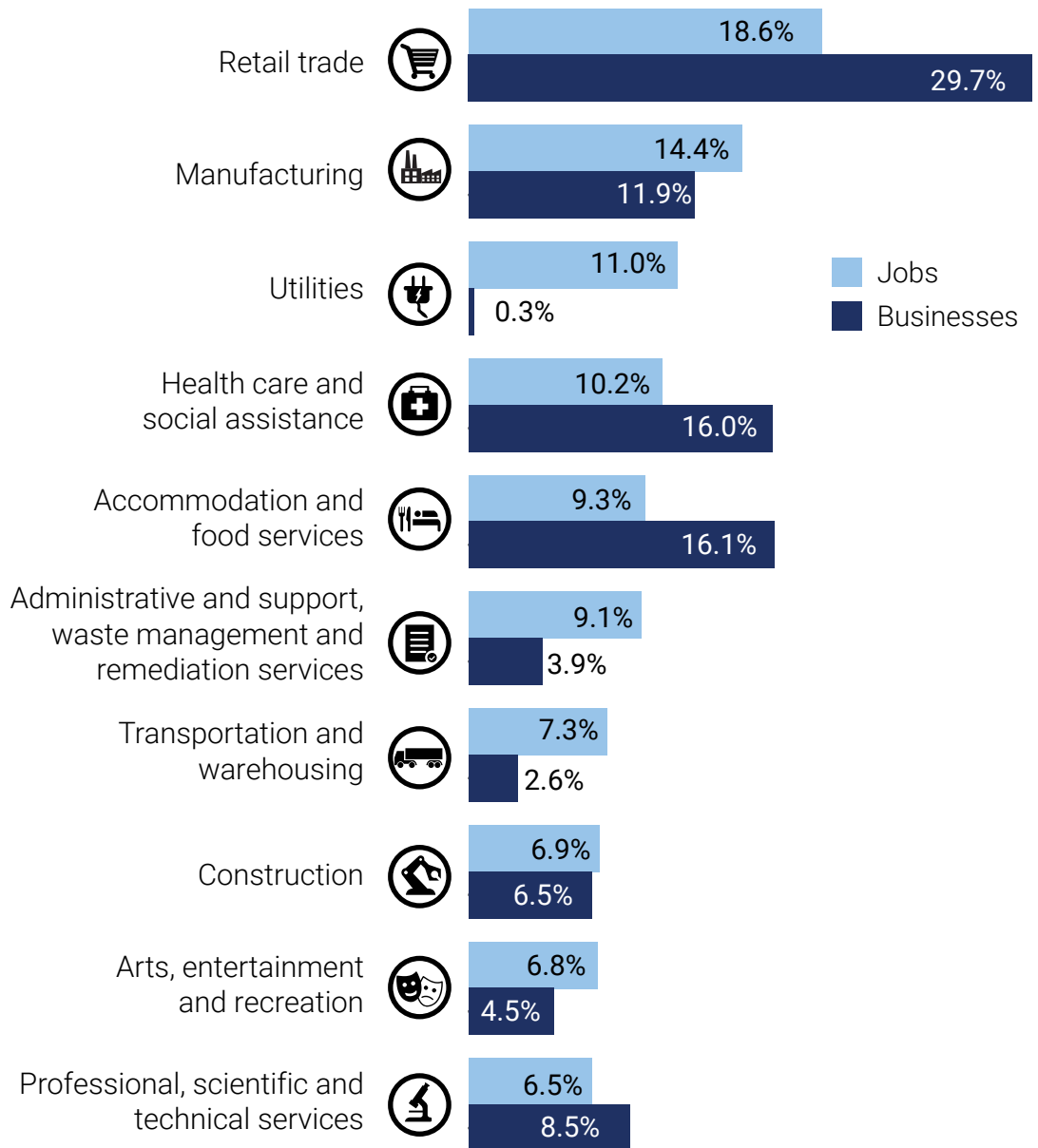
Business locations vacant in 2022


## Jobs by Employment Type





## Highest Employment Sectors and Proportion of Related Businesses





# Scugog



# Scugog



**797**

Total Businesses



**7,516**

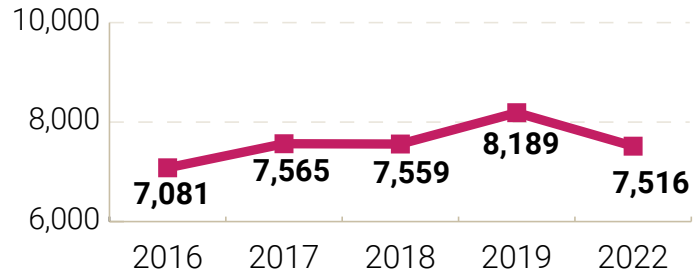
Total Jobs

**-8.22%**

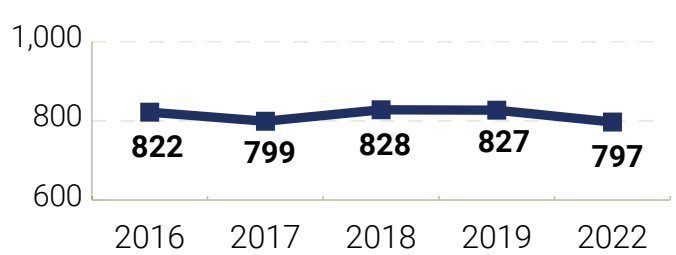
Jobs Relative  
to 2019

## Jobs and business growth

Paid Jobs by Survey Year



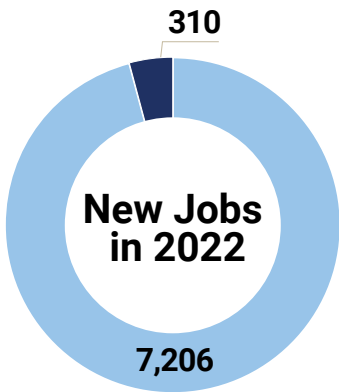
Occupied Businesses by Survey Year





## Top 10 Employers in Scugog are:

The Great Blue Heron Charity Casino	750 - 999 Jobs
Durham District School Board	250 - 499 Jobs
Walmart	250 - 499 Jobs
Port Perry Place Care Home	100 - 249 Jobs
Lakeridge Health	100 - 249 Jobs
Greenwood Mushroom Farm	100 - 249 Jobs
Regional Municipality of Durham	100 - 249 Jobs
Tim Hortons	100 - 249 Jobs
Willow Tree Farms	100 - 249 Jobs
Adamson Systems Engineering	100 - 249 Jobs
Independent Grocers	100 - 249 Jobs
Lake Scugog Lumber Inc.	100 - 249 Jobs



■ Jobs From New Businesses Opened in 2022  
■ Total Existing Jobs Since 2019



**68**

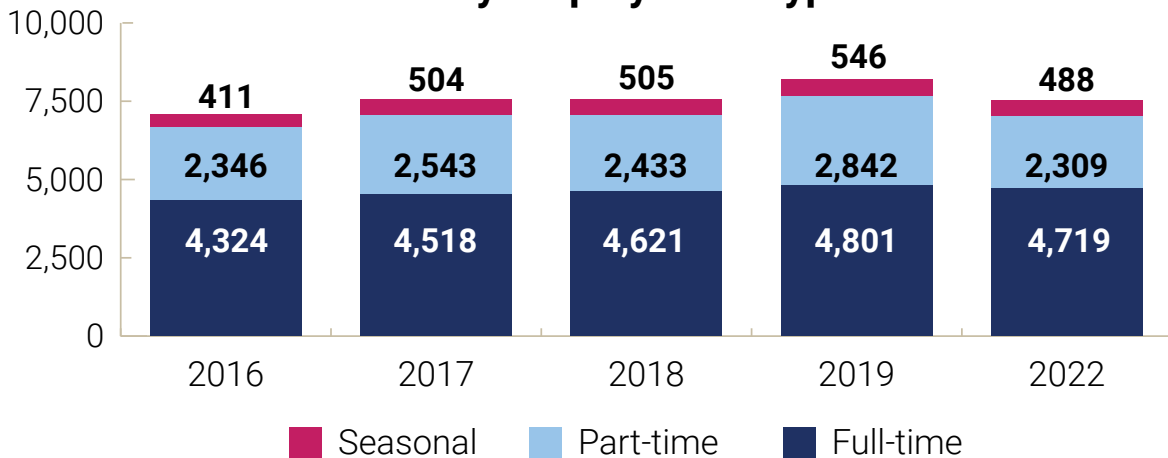
Business locations opened in 2022



**88**

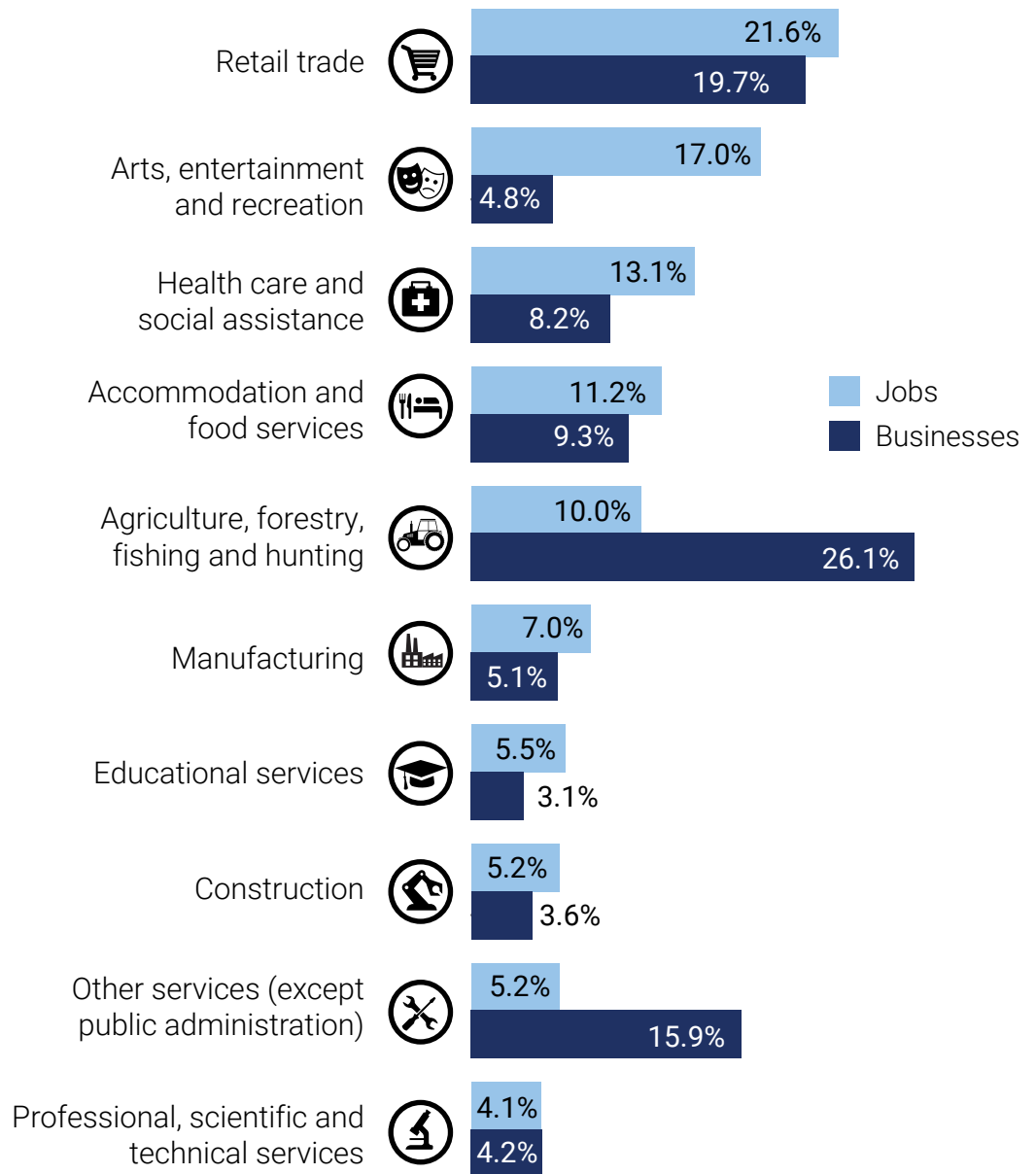
Business locations vacant in 2022


## Jobs by Employment Type





## Highest Employment Sectors and Proportion of Related Businesses





**Uxbridge**

# Uxbridge



**749**

Total Businesses



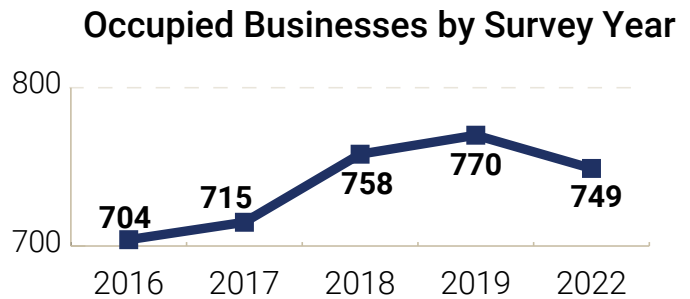
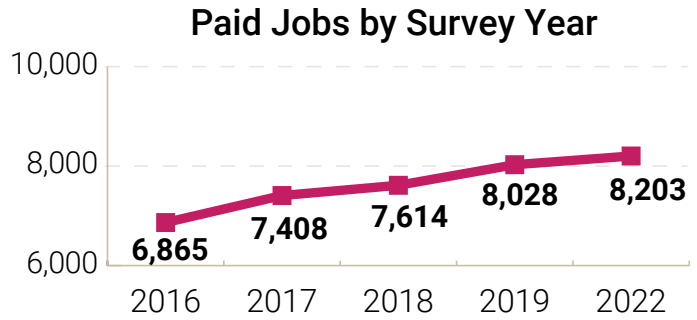
**8,203**

Total Jobs

**+2.18%**

Jobs Relative  
to 2019

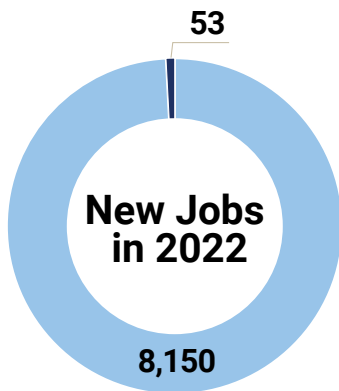
## Jobs and business growth





## Top 10 Employers in Uxbridge are:

Lakeridge Resort Limited	250 - 499 Jobs
Stock Transportation	250 - 499 Jobs
Durham District School Board	100 - 249 Jobs
Dagmar Ski Resort	100 - 249 Jobs
Heritage Restoration Inc	100 - 249 Jobs
Township of Uxbridge	100 - 249 Jobs
Loblaw Companies Ltd	100 - 249 Jobs
Canadian Tire	100 - 249 Jobs
Stanmore Equipment Ltd	100 - 249 Jobs
Castool Tooling Systems	100 - 249 Jobs



■ Jobs From New Businesses Opened in 2022  
■ Total Existing Jobs Since 2019



**29**

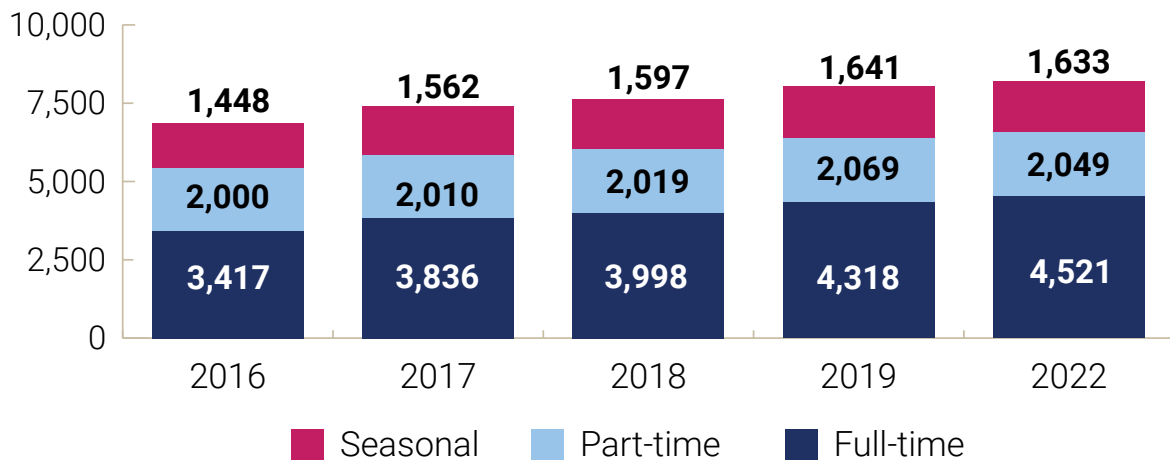
Business locations opened in 2022




**42**

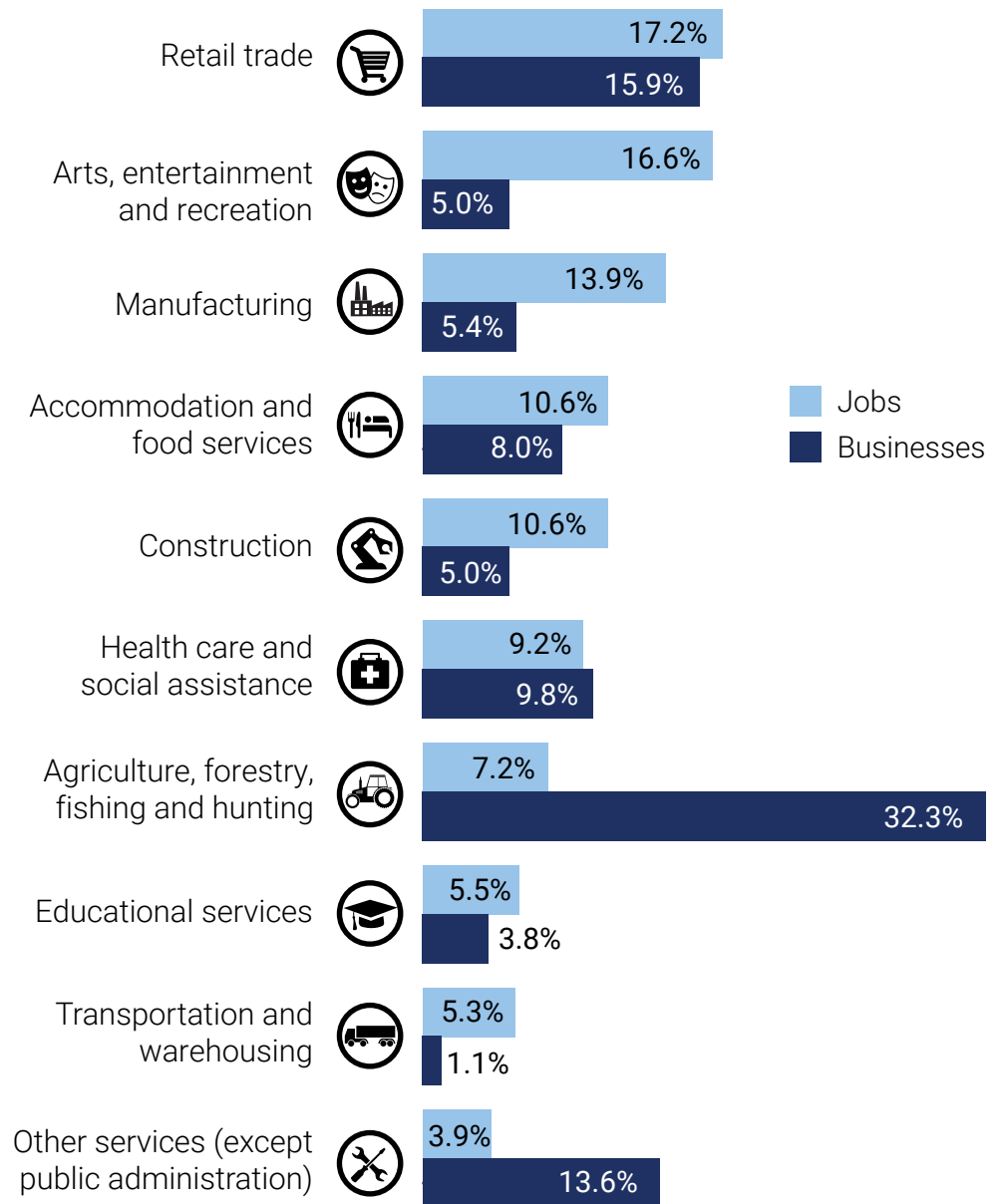
Business locations vacant in 2022

## Jobs by Employment Type





## Highest Employment Sectors and Proportion of Related Businesses



Downtown  
**WHITBY**.ca



**Has It All!**



**Whitby**



# Whitby



**2,322**

Total Businesses



**42,043**

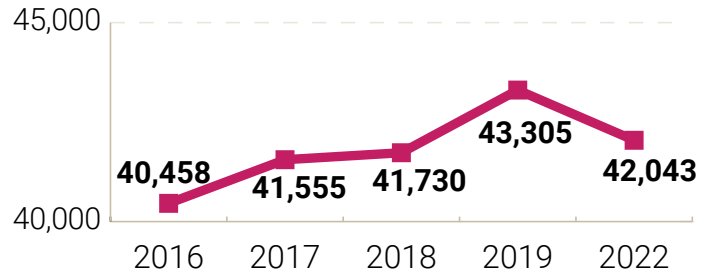
Total Jobs

**-2.19%**

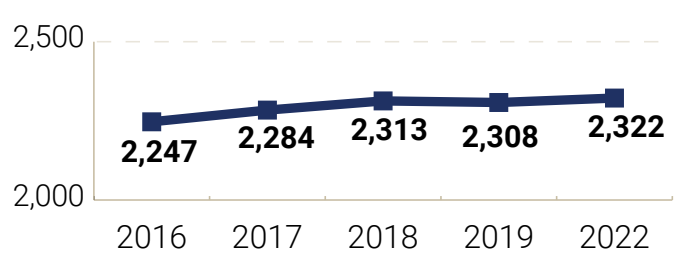
Jobs Relative  
to 2019

## Jobs and business growth

Paid Jobs by Survey Year



Occupied Businesses by Survey Year



**128**

Businesses  
Import



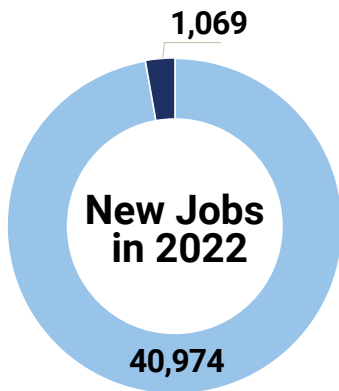
**67**

Businesses  
Export



## Top 10 Employers in Whitby are:

Regional Municipality of Durham	2250 - 2499 Jobs
Durham District School Board	2000 - 2249 Jobs
Lakeridge Health	1500 - 1749 Jobs
Gerdau	750 - 999 Jobs
Town of Whitby	750 - 999 Jobs
Durham Catholic District School Board	750 - 999 Jobs
Central East LHIN	500 - 749 Jobs
Sobeys Whitby Service Centre	500 - 749 Jobs
ThermoFisher Scientific (Patheon)	500 - 749 Jobs
Tim Hortons	500 - 749 Jobs



■ Jobs From New Businesses Opened in 2022  
■ Total Existing Jobs Since 2019



**196**

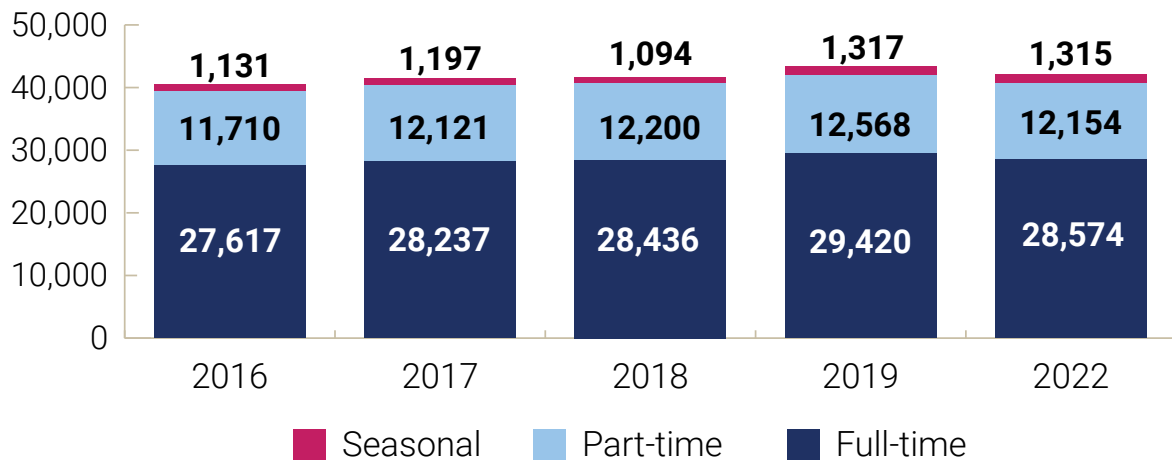
Business locations opened in 2022



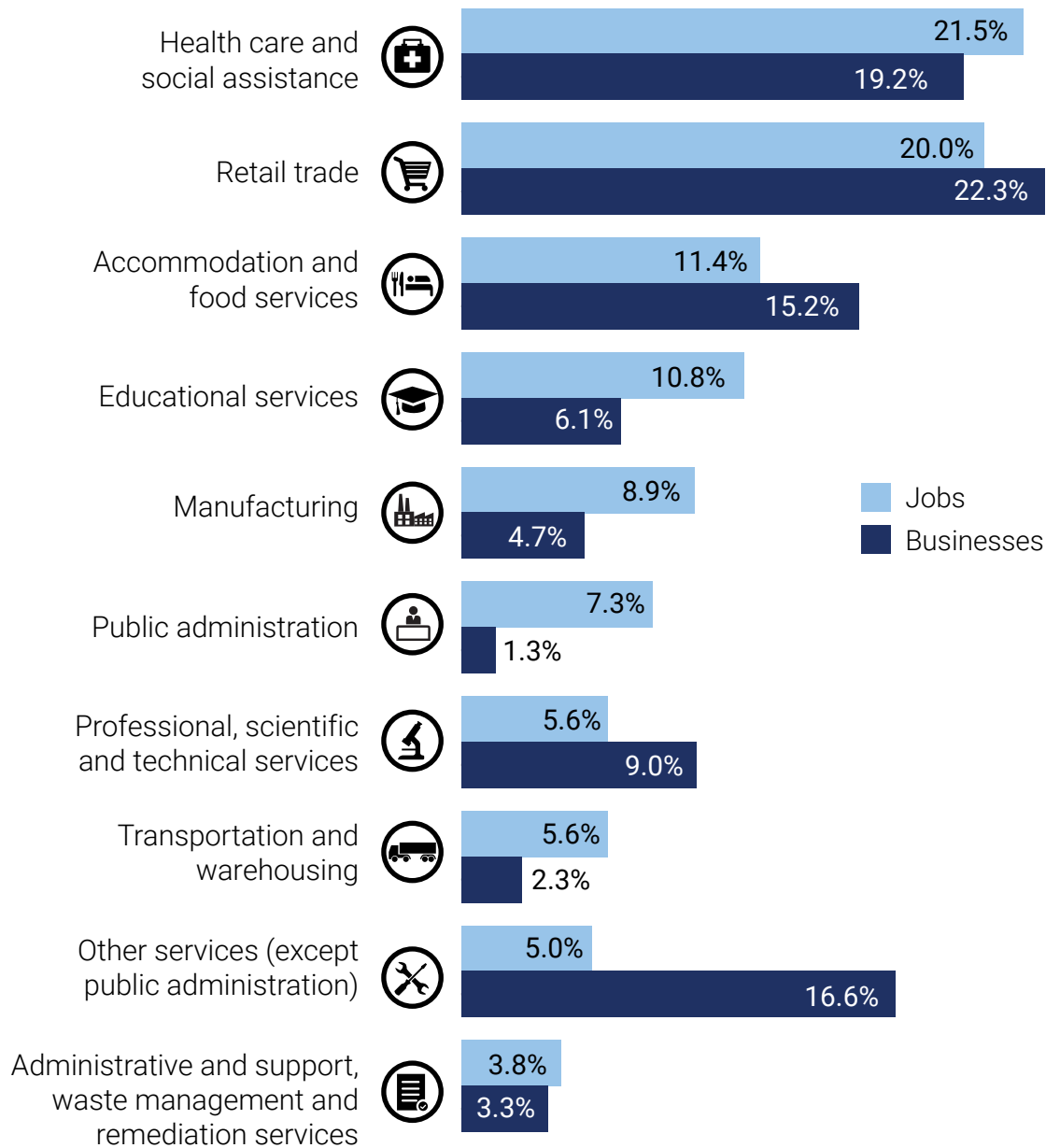
**199**

Business locations vacant in 2022

## Jobs by Employment Type



## Highest Employment Sectors and Proportion of Related Businesses





The Regional Municipality of Durham  
605 Rossland Road East  
Whitby, Ontario L1N 6A3  
905-668-7711 or 1-800-372-1102  
[www.durham.ca](http://www.durham.ca)

If this information is required in an accessible format, please contact us.  
Within Durham: 311 • Toll-Free: 1-800-372-1102