

TABLE OF CONTENTS

2017 BUSINESS PLANS & BUDGETS

CONSOLIDATED BUDGETS FOR

WATER SUPPLY SYSTEM

AND

SANITARY SEWERAGE SYSTEM

NOTE: On this page, just click on the particular Section and you will be linked to the corresponding page

	<u>Page Number</u>
REPORT 2016-COW-105	2
WORKS – WATER SUPPLY SYSTEM	11
WORKS – SANITARY SEWERAGE SYSTEM.....	171
UTILITY FINANCE.....	310
REGIONAL CORPORATE COSTS FOR WATER & SEWER.....	324

If this information is required in an accessible format, please contact 1-800-312-1102, Ext. 2305



The Regional Municipality of Durham Report

To: The Committee of the Whole
From: Commissioner of Finance
Report: #2016-COW-105
Date: December 7, 2016

Subject:

2017 Current and Capital Business Plans and Budgets and Nine Year Forecasts for the Water Supply and Sanitary Sewerage Systems

Recommendations:

That the Committee of the Whole recommends to Regional Council:

- A) That the 2017 Current and Capital Business Plans and Budgets for the Water Supply System, with a total gross expenditure of \$134.63 million (net user rate supported expenditure of \$101.50 million) and related financing as set out below, be approved:

	2016 Gross Budget (\$ 000's)	2017 Gross Budget (\$ 000's)	Variance Incr/(Decr) (\$ 000's)
<u>EXPENDITURES</u>			
Operations:			
Watermain Cleaning and Repair	3,260	6,081	2,821
Valves and Hydrants	2,883	2,915	32
Water Connections	4,160	3,957	(203)
Water Meters	689	734	45
Depot operations	5,601	5,580	(21)
Plants East	2,719	2,908	189
Plants Central	13,759	14,814	1,055
Plants North	2,759	2,900	141
Sun Valley	27	28	1
Engineering and Staff Support	6,832	6,483	(349)
Facilities Management	6,369	6,381	12
Administration	285	297	12
Headquarters Shared Costs	1,009	1,029	20
Utility Finance	2,930	3,062	132
Share of Regional Corporate Costs	5,865	5,982	117
Contribution to Asset Management Reserve Fund	4,294	4,509	215
Subtotal Operations	<u>63,441</u>	<u>67,660</u>	<u>4,219</u>
Capital/Debt Charges:			
TCA Capital	2,314	2,638	324
TCA Construction	47,080	64,328	17,248
Subtotal Capital/Debt Charges	<u>49,394</u>	<u>66,966</u>	<u>17,572</u>
TOTAL EXPENDITURES	<u>112,835</u>	<u>134,626</u>	<u>21,791</u>
<u>FINANCING</u>			
Contributions from Reserve Funds:			
Residential Development Charges - Growth Related Capital	10,455	8,482	(1,973)
Commercial Development Charges - Growth Related Capital	313	248	(65)
Asset Management Reserve	4,089	4,293	204
Equipment Replacement Reserve	44	-	(44)
Fees and Service Charges	2,027	2,426	399
Financing from others:			
Clean Water and Wastewater Fund	-	15,846	15,846
Federal Government's Small Communities Fund	-	630	630
Region of York - TCA Construction	125	100	(25)
Oversizing Costs Related to Seaton/Federal Lands	35	1,100	1,065
Financing from non-user revenue sources	<u>17,088</u>	<u>33,125</u>	<u>16,037</u>
User Revenues Financing (inc. frontage charges)	<u>95,747</u>	<u>101,501</u>	<u>5,754</u>
TOTAL FINANCING	<u>112,835</u>	<u>134,626</u>	<u>21,791</u>

- B) That the Nine Year Capital Expenditure Forecast for 2018 to 2026 inclusive, in the amount of \$1.1 billion as detailed in the Water Supply System Capital Budget, be received for information;
- C) That the 2017 Current and Capital Budgets for the Sanitary Sewerage System with a total gross expenditure of \$198.64 million (net user rate supported expenditure of \$97.93 million) and related financing as set out below, be approved:

	2016 Gross Budget (\$ 000's)	2017 Gross Budget (\$ 000's)	Variance Incr/(Decr) (\$ 000's)
<u>EXPENDITURES</u>			
Operations:			
Cleaning, Repairs and Maintenance Holes	1,698	1,710	12
Sewer Connections	2,655	2,689	34
Depot Operations	3,065	3,072	7
WPCPs and Pumping Stations	23,026	23,951	925
Duffin Creek WPCP	37,082	37,188	106
Regional Environmental Laboratory	2,513	2,331	(182)
Engineering and Staff Support	6,180	6,068	(112)
Facilities Management	6,334	6,556	222
Administration	288	300	12
Headquarters Shared Costs	1,009	1,029	20
Utility Finance	2,930	3,062	132
Share of Regional Corporate Costs	5,429	5,538	109
Contribution to Asset Management Reserve Fund	3,778	7,842	4,064
Subtotal Operations	<u>95,987</u>	<u>101,335</u>	<u>5,348</u>
Capital/Debt Charges:			
Duffin Creek WPCP - TCA Capital	1,456	1,905	450
TCA Capital	883	1,942	1,059
TCA Construction	138,042	72,030	(66,013)
Debt Charges	21,920	21,432	(489)
Subtotal Capital/Debt Charges	<u>162,301</u>	<u>97,308</u>	<u>(64,993)</u>
TOTAL EXPENDITURES	<u>258,288</u>	<u>198,643</u>	<u>(59,645)</u>
<u>FINANCING</u>			
Contributions from Reserve Funds:			
Residential Development Charges - Growth Related Capit	9,204	14,495	5,291
Residential Development Charges - Debt Charges	10,111	11,164	1,053
Commercial Development Charges - Growth Related Capi	1,895	531	(1,364)
Commercial Development Charges - Debt Charges	1,507	1,440	(67)
Asset Management Reserve	3,498	3,778	280
Sewer Rate Stabilization Reserve Fund	-	3,875	3,875
Equipment Replacement Reserve	32	200	168
Fees and Service Charges	5,453	5,354	(99)
Financing from Others:			
Clean Water and Wastewater Fund	-	17,213	17,213
Region of York - TCA Construction	47,786	11,472	(36,314)
Region of York - TCA	1,019	1,323	304
Developer Contribution	40,016	1,223	(38,793)
Region of York - Operating	28,607	28,641	34
Debenture Proceeds:			
Courtice Trunk Sanitary Sewer, Clarington	14,489	-	(14,489)
Financing from non-user revenue sources	<u>163,617</u>	<u>100,709</u>	<u>62,908</u>
User Revenues Financing (inc. frontage charges)	<u>94,671</u>	<u>97,934</u>	<u>3,263</u>
TOTAL FINANCING	<u>258,288</u>	<u>198,643</u>	<u>(59,645)</u>

- D) That the Nine Year Capital Expenditure Forecast for 2018 to 2026 inclusive, in the amount of \$1.1 billion as detailed in the Sanitary Sewerage System Capital Budget, be received for information;
- E) That capital project approval be granted for expenditures and financing per the 2017 Capital Project Detail Forms within the 2017 Water Supply and Sanitary Sewerage Systems Business Plans and Budgets where contract awards are consistent with the Regional Budget Management Policy; and
- F) That the necessary By-laws with respect to the 2017 Current and Capital Business Plans and Budgets for the Water Supply and Sanitary Sewerage Systems be presented to Council.

Report:**1. OVERVIEW OF RECOMMENDED 2017 WATER SUPPLY AND SANITARY SEWERAGE BUSINESS PLANS AND BUDGETS**

The consolidated 2017 Water Supply and Sanitary Sewerage Systems Business Plans and Budgets are included for approval and for recommendation to Regional Council on December 14, 2016. The recommended budgets can be financed from the recommended water and sewer user rate increase of 3.6% overall (4.9% for water and 2.3% for sewer).

The 2017 Current and Capital Budgets and the Nine Year Forecast for the Water Supply and Sanitary Sewerage Systems, as recommended in this report, reflect the financial parameters of the recommended user rate increase (Report #2016-COW-83) as well as the 2017 Water Supply and Sanitary Sewerage Servicing and Financing Study (Report #2016-COW-82).

2. HIGHLIGHTS OF THE 2017 WATER SUPPLY AND SANITARY SEWERAGE BUSINESS PLANS AND BUDGETS**2.1 2017 Water Supply and Sanitary Sewerage Programs**

The following table provides the total user rate financing requirements for the 2016 and 2017 Water Supply and Sanitary Sewerage Systems Operating and Capital Programs. Approximately \$101.5 million and \$97.9 million in user rate funding is required for the 2017 Water Supply and Sanitary Sewerage Programs, respectively.

Table 1
2016 & 2017 Water Supply and Sanitary Sewerage Programs
(\$ millions)

	<u>Water Supply</u>			<u>Sanitary Sewerage</u>		
	<u>2016</u>	<u>2017</u>	<u>Inc/Dec</u>	<u>2016</u>	<u>2017</u>	<u>Inc/Dec</u>
Operating Costs (Net)	\$ 57.1	\$ 58.7	\$ 1.6	\$ 58.2	\$ 59.5	\$ 1.3
Debt Charges (user rates)	-	-	-	10.3	8.8	(1.5)
Tangible Capital Assets	2.3	2.6	0.3	2.3	3.8	1.5
Asset Management Reserve Fund Contribution	4.3	4.5	0.2	3.8	7.8	4.0
Construction of Municipal Services						
- Region	46.9	64.1	17.2	88.7	56.5	(32.2)
- York Durham	0.2	0.2	-	49.3	15.5	(33.8)
Total Capital Costs	53.7	71.4	17.7	144.1	83.6	(60.5)
Less Recoveries						
Development Charges - Upfront	10.8	8.7	(2.1)	11.1	15.0	3.9
Debentures	-	-	-	14.5	-	(14.5)
Asset Management Reserve Fund	4.1	4.3	0.2	3.5	3.8	0.3
Treatment Plant Rate Stab. RF	-	-	-	-	3.9	3.9
York Region	0.1	0.1	-	48.8	12.8	(36.0)
Other Financing	0.1	15.5	15.4	40.0	18.5	(21.5)
Net Capital Costs (recovered from user rates)	38.6	42.8	4.2	26.2	29.6	3.4
TOTAL NET FINANCING (user rates)	\$ 95.7	\$ 101.5	\$ 5.8	\$ 94.7	\$ 97.9	\$ 3.2

The 2017 Water Supply System user rate increases are mainly due to the following:

- increased staffing of 1.597 FTE (\$89k or \$176k annualized);
- annualization of 4.100 FTE from 2016 (\$215k);
- increase of costs for hydro (\$1.3 million);
- increase in cathodic protection program (\$2.8 million) with \$700k funded from user rates and the balance (\$2.1 million) from the CWWF;
- economic and inflationary increases (\$722k); and
- increase in capital costs / contribution (\$4.2 million).

The 2017 Sanitary Sewerage System user rate increases are mainly due to the following:

- increased staffing of 1.719 FTE (\$92k or \$182k annualized);
- annualization of 0.833 FTE from 2016 (\$36k);
- increase of costs for hydro (\$622k);
- decrease in debt servicing costs (\$1.5 million);
- economic and inflationary increases (\$1.245 million); and
- increase in capital costs / contribution (recovered from user rates) of \$3.4 million.

2.2 2017 Water Supply and Sewer Capital Program

The 2017 Water Supply Tangible Capital Asset Program of \$66.9 million (includes \$64.3 million in construction of municipal services and \$2.6 million for other capital such as vehicles, computer equipment and depot upgrades) reflects the financing required from user rate revenue, development charge revenue, federal and provincial funding under the Clean Water and Wastewater Fund, federal funding under the Small Communities Fund and contributions from the asset management reserve fund.

The 2017 Sanitary Sewerage Capital Program of \$75.8 million (\$72.0 million in construction of municipal services and \$3.8 million other capital assets such as vehicles, computer equipment and depot upgrades) can be funded from user rate revenue, development charge revenue, a contribution from the asset management reserve and the Treatment Plant / Rate Stabilization Reserve Fund and financing from other sources as follows:

- \$17.2 million in anticipated funding under the Clean Water and Wastewater Fund;
- \$12.8 million from the Region of York for their share of system improvements and other TCA capital at the Duffin Creek WPCP; and
- \$1.2 million in developer contributions for capital projects required to support the Seaton community.

The 2017 water and sewer capital programs also include the application of development charge funding for growth-related capital projects (\$8.7 million for water supply and \$15.0 million for sanitary sewerage).

The 2017 capital program for Water Supply and Sanitary Sewerage System includes proposed funding under the federal government's Clean Water and Wastewater Fund (CWWF). Phase 1 of the Government of Canada's Infrastructure Plan will be implemented in two phases. Phase 1 of the Infrastructure Plan includes the CWWF which is a \$2 billion fund aimed at supporting the rehabilitation and modernization of the drinking water, wastewater and stormwater infrastructure.

The Region was advised on September 14, 2016 that its share of the CWWF from the Federal Government is \$22,038,823, with corresponding contributions from the Province and Region as follows:

Table 2
CWWF Funding Allocation

Federal Contribution	\$22,038,823 (50%)
Provincial Contribution	11,019,412 (25%)
Regional Contribution	<u>11,019,412 (25%)</u>
Total	<u>\$44,077,647</u>

The anticipated funding from the federal and provincial government under the CWWF is approximately \$33.1 million (\$31.0 million included in the capital budget and \$2.1 million in the water supply operating budget for the cathodic protection of watermains). The Regional share of funding (\$11.0 million) is included in the proposed 2017 Water Supply and Sanitary Sewerage Business Plans and Budgets.

Some of the major components of the 2017 Water Supply and Sanitary Sewerage Capital Program include:

Table 3
2017 Major Water Supply and Sanitary Sewerage Capital Program

Water Supply	\$million	Sanitary Sewer	\$million
Year 6 of the 10-year funding strategy to replace 100% of the failing polybutylene water service connections by 2021 as approved by Regional Council in 2011	\$20.0	Harmony Creek WPCP Phase 3 upgrades, Oshawa	\$15.5
Watermain replacement / rehabilitation to address critical needs	18.8	Sanitary sewer replacement to address critical needs	7.9
New feeder mains: - Bloor St., Oshawa – Phase 2 - Toronto St., Newcastle - Scugog Line 3, Port Perry - Scugog Line 6, Port Perry (Petition)	2.0 4.5 1.3 1.3	New trunk sanitary sewers: - Wilmot trunk sewer, Newcastle - Courtice trunk sewer, Oshawa - Central Duffin Collector trunk sanitary sewer, Pickering - Foster Creek trunk sanitary sewer, Newcastle	9.6 5.0 1.2 1.2
Replacement of water meters	3.1	Twinning of the sanitary forcemain, Port Perry, Scugog	4.1
Oshawa Water Supply Plant – Filter Rehabilitation	3.2	Liverpool Rd. Pumping Station – standby power replacement	2.6
Watermain crossing of Lynde Creek, Whitby	0.8	Duffin Creek WPCP – replacement of Reactors 1 and 2 (\$14.0 million, York share - \$10.3 million)	3.7
Water filling stations / hydrant meters	0.6	Carruthers Creek Sanitary Sewage Pumping Station Expansion, Ajax	1.6

The Region approved the establishment of an Asset Management Reserve Fund in 2004 to provide financing for future high priority replacement and rehabilitation needs to the Water Supply and Sanitary Sewerage systems. The 2017 Water Supply and Sanitary Sewerage Capital Budgets include draws of \$4.3 million for Water Supply and \$3.8 million for Sanitary Sewerage from the Asset Management Reserve Funds.

2.3 Debt Charges

There are no existing debt charges for Water Supply. However, debt financing is anticipated for 2019 for the Whitby water supply plant (estimated at \$106.1 million), resulting in anticipated debt charges of \$10.2 million starting in 2020, a portion (approximately \$5.9 million) of which is recoverable from residential development charges.

There are on-going debt charge commitments for sewer, mainly related to the York Durham Sewer System, the Stage III Expansion at the Duffin Creek Water Pollution Control Plant (Bio-solids Management), and the Courtice, Port Darlington and Nonquon Water Pollution Control Plants. The 2017 debt charges for the Sanitary Sewerage budget totalling \$21.4 million includes \$11.2 million to be recovered from residential sewer development charge revenue (nearly 1,300 new units) and \$1.4 million in debt charges will be recovered from commercial development charges. Approximately \$8.8 million is to be recovered from user rates.

Debt charges for sanitary sewer are anticipated to remain fairly level over the forecast period (2018-2026) with new debt anticipated for the Courtice Trunk Sanitary Sewer and Duffin Creek WPCP, offset by a decrease in debt charges as debt is retired for the Duffin Creek WPCP and Courtice WPCP.

2.4 Utility Finance

The Utility Finance Division of the Finance Department is included in the water supply and sanitary sewerage budget as it is fully funded by water and sewer user rates. This area provides three main services:

- Customer service (including collections and cash processing) – to provide customer service to over 172,000 water/sanitary sewer customers, respond to over 120,700 inquiries (telephone, e-mails and in-person) and collection of approximately \$190 million annually;
- Billing and Analysis – responsible to issue approximately 700,000 water/sewer bills annually to over 172,400 customers and setting up new customer accounts; and
- Meter Reading – responsible for obtaining water meter readings associated with residential and non-residential customer accounts as well as investigating and assisting customers to identify water consumption issues.

3. RISKS

There are a number of risks to both the proposed 2017 water supply and sanitary sewerage programs and over the forecast period as follows:

- Higher energy costs (i.e. hydro and natural gas);
- Potential for further reduction in water usage resulting in lower user revenue, without corresponding cost reductions;
- Slow development growth, restricting the funding available for growth-related capital costs;
- Increasing construction costs resulting in higher user rate requirements; and
- Potential for grant funding under the Clean Water and Wastewater Fund not being approved for capital projects in the 2017 Budget.

4. CONCLUSION

The 2017 Water Supply and Sanitary Sewerage Systems Business Plans and Budgets can be financed within the proposed overall water supply and sanitary sewerage user rate increase of 3.6% and other related funding including development charges and fees/charges.

Accordingly, the 2017 Business Plans and Budgets for Water Supply and Sanitary Sewerage Systems are recommended for approval.

5. ATTACHMENTS

Detailed Consolidated 2017 Business Plans & Budgets for Water Supply and Sanitary Sewerage are available on-line through the link provided on the December 7, 2016 Committee of the Whole Agenda or in hard copy by contacting the Finance Department at (905) 668-7711 ext. 2303.

Respectfully submitted,

Original signed by

R.J. Clapp, CPA, CA
Commissioner of Finance

Recommended for Presentation to Committee

Original signed by

G.H. Cubitt, MSW
Chief Administrative Officer

<p>TABLE OF CONTENTS</p> <p>2017 BUSINESS PLANS & BUDGETS</p> <p>WORKS – WATER SUPPLY SYSTEM</p>

NOTE: On this page, just click on the particular Section and you will be linked to the corresponding page

	<u>Page Number</u>
STRATEGIC PLANNING	12
PROGRAM SUMMARY	14
EXPLANATION OF PROGRAM CHANGES	17
PROGRAM DETAILS	
1. Watermain Cleaning and Repairs	21
2. Valves and Hydrants	24
3. Water Connections.....	27
4. Water Meters.....	30
5. Depot Operations	33
6. Plants East.....	36
7. Plants Central.....	40
8. Plants North	44
9. Sunvalley	48
10. Plant Information Systems	50
11. Engineering and Staff Support	53
12. Facilities Management	60
13. Administration	64
14. TANGIBLE CAPITAL ASSETS PROGRAM SUMMARY	66
1. Tangible Capital Assets – New	67
2. Tangible Capital Assets – Replacement	68
3. Construction	69
a. 2017 Construction Program.....	70
b. 2018 Construction Program.....	73
c. 2019 Construction Program.....	76
d. 2020 Construction Program.....	79
e. 2021 Construction Program.....	82
f. 2022 Construction Program.....	85
g. 2023 Construction Program.....	88
h. 2024 Construction Program.....	91
i. 2025 Construction Program.....	94
j. 2026 Construction Program.....	96
k. 2017 Capital Budget Project Details	99
l. 2017 Capital Budget and Nine Year Forecast	156



2017 Business Plan

Works - Water Supply System

Major Services & Activities

Water Distribution System Maintenance

- ◆ Prevent loss of water causing excessive flow rates, low pressure, increased pumpage and treatment through maintenance and repair activities, and the extensive replacement of polybutylene services.
- ◆ To ensure that all hydrants and valves are in working condition when they are operated.
- ◆ Maintain (clean and repair) and operate the Region's linear water distribution system in an efficient and cost effective manner.
- ◆ Maintain the inventory of water meters to accurately measure the consumption of water to maximize revenue for the Region.
- ◆ Aggressive residential meter replacement program to address meters over 20 years old and still in service.

Water Supply and Treatment

- ◆ Plan, design and construct water supply infrastructure.
- ◆ Operate and maintain the water supply system across the Region providing potable water through infrastructure including surface water plants, elevated tanks, standpipes, wells, reservoirs and pumping stations.
- ◆ Maintain records of water quality, water flow and the cost of water supply operations.
- ◆ Maintain Drinking Water Quality Management system under the Safe Drinking Water Act.
- ◆ Maintain all programs for compliance with Ministry of the Environment and Climate Change Acts and Regulations.
- ◆ Plan, implement and maintain requirements under the Clean Water Act for Source Water Protection.

The following information highlights the Department's focus on the Durham Region Strategic Plan:

Strategic Goal C.2 - Protect, enhance and where appropriate restore significant water resources, agricultural land, natural heritage and environmentally sensitive areas.
Responsibility - Lead
Key Deliverables
◆ Continue to protect the Region's drinking water supply (source water protection)
Performance Targets
◆ Number of boil water advisories ◆ Number of adverse residual chlorine tests



2017 Business Plan

Works - Water Supply System

Strategic Goal C.4 - Demonstrate leadership in sustainable asset management and environmentally friendly municipal practices.
Responsibility - Co-Lead

Key Deliverables

- ◆ Plan, forecast and manage provision, operation, maintenance and capital costs for existing and new infrastructure

Performance Targets

- ◆ Condition indices
- ◆ Annual investment as a percentage of inventory value
- ◆ Quantity and quality of available serviced land
- ◆ Life cycle indicators
- ◆ Non-revenue water as a percentage of total water treated

Strategic Goals
Responsibility - Support

Goal	Description
A.1	Propel the business and investment climate forward in Durham Region to enable more local employment.
B.3	Cultivate strong, safe and secure communities and healthy workplaces.
C.1	Invest in efforts to mitigate and adapt to climate change to build resiliency across the Region.
C.5	Work more closely with local municipalities and other partners to manage growth through effective, progressive and integrated long-term planning.
D.1	Deliver Regional services in a financially prudent and sustainable manner.
D.2	Foster awareness of Regional programs and services.
D.3	Improve communication and collaboration across the Region and in particular with local municipalities.
D.4	Promote a culture of openness and encourage public engagement in governance and decision making.
D.5	Demonstrate accountability and transparency by measuring performance and reporting on results.
D.6	Invest in the organization by attracting and retaining a skilled and diverse workforce.
D.7	Focus resources on continuous improvement and innovation.

PROGRAM SUMMARY



2017 Business Plan

Works - Water Supply System

By Program	2016		2017		
(\$,000's)	Estimated	Approved	Base	Program	Proposed
<u>Expense Programs</u>	<u>Actuals</u>	<u>Budget</u>	<u>Budget</u>	<u>Change</u>	<u>Budget</u>
	\$	\$	\$	\$	\$
OPERATIONS:					
1 Watermain Cleaning and Repairs	3,481	3,260	3,281	700	3,981
2 Valves and Hydrants	2,505	2,566	2,595	(50)	2,545
3 Water Connections	3,391	3,900	3,935	(368)	3,567
4 Water Meters	631	575	579	-	579
5 Depot Operations	4,681	5,446	5,560	(154)	5,406
Subtotal	14,689	15,747	15,950	128	16,078
PLANTS:					
6 Plants East	2,140	2,674	2,837	11	2,848
7 Plants Central	13,470	13,694	15,043	(369)	14,674
8 Plants North	2,385	2,684	2,775	60	2,835
9 Sunvalley	-	-	-	-	-
10 Plant Information Systems	-	-	-	-	-
Subtotal	17,995	19,052	20,655	(298)	20,357
COMMON SERVICES:					
11 Engineering and Staff Support	5,614	6,436	6,669	(629)	6,040
12 Facilities Management	5,984	6,351	6,396	(43)	6,353
13 Administration	296	285	297	-	297
Headquarters Shared Cost	1,009	1,009	1,029	-	1,029
Subtotal	12,903	14,081	14,391	(672)	13,719
Total Operating Program Expenses	45,587	48,880	50,996	(842)	50,154

PROGRAM SUMMARY



2017 Business Plan

Works - Water Supply System

By Program	2016		2017		
(\$,000's)	Estimated	Approved	Base	Program	Proposed
	Actuals	Budget	Budget	Change	Budget
14 Tangible Capital Assets:					
1W Facilities Management - New	220	220	-	25	25
2W - Replacement	680	680	748	654	1,402
3W Fleet/Equipment - New	182	182	-	352	352
4W - Replacement	944	944	454	205	659
5W Buildings - Replacement	60	60	43	-	43
6W Construction of Municipal Services	32,063	32,063	32,063	3,665	35,728
Tangible Capital Assets Subtotal	34,149	34,149	33,308	4,901	38,209
Tangible Capital Assets Revenue & Recoveries:					
7W Fleet/Equip - Recovery from Reserve/Reserve Fund	(13)	(13)	-	-	-
Tangible Capital Assets Revenue & Recoveries Subtotal	(13)	(13)	-	-	-
Net Tangible Capital Assets	34,136	34,136	33,308	4,901	38,209
Net Program Expenses	79,723	83,016	84,304	4,059	88,363
Summary of Increase (Decrease)			\$1,288	1.55%	\$5,347
					6.44%

PROGRAM SUMMARY



2017 Business Plan

Works - Water Supply System

Summary of Base Budget Changes

	\$	Comments
Salaries & Benefits	722	Economic increase
Salaries & Benefits	215	Annualization (4.100 positions)
Operating Expenses	(69)	One-time Expense (Professional Services)
Operating Expenses	1,262	Inflationary increases (Utilities)
Operating Expenses	68	Inflationary increases (Other)
Fees & Services	(9)	Reduced Hydrant Permits at Orono Depot
Minor Assets & Equipment	10	Increased requirements
Major Repairs & Renovations	(83)	Reduced requirements
Tangible Capital Assets	(828)	Reduced requirements
	1,288	

EXPLANATION OF PROGRAM CHANGES



2017 Program Changes

Works - Water Supply System

\$ 000's

Maintenance Operations

Watermain Cleaning and Repairs

◆ Increase for cathodic protection program (\$2,800k), partially funded from Federal (-\$1,400k) and Provincial (-\$700k) grants through the Clean Water and Wastewater Fund	700
	700

Valves and Hydrants

◆ Increase in revenue generated from bulk water supply companies based on metering of water usage at Regional hydrants	(50)
	(50)

Water Connections

◆ Decrease to reflect actual costs and forecasted requirements related to the repair of non-polybutylene water service connections	(650)
◆ Increase to reflect actual costs and forecasted requirements related to the inspection (\$10k) and repair (\$272k) of service boxes	282
	(368)

Depot Operations

◆ Increases related to complaint investigations (\$26k) and other inquiries (\$4k)	30
◆ Decrease in general locating program based on review of historical actuals and forecasted requirements	(207)
◆ Adjustments to reflect actual costs and forecasted requirements in various accounts	23
	(154)

Water Supply Plants

Plants East (Bowmanville, Orono, Newcastle)

◆ Increase for materials and supplies required for electrical and communication maintenance based on review of historical actuals and forecasted requirements	24
◆ Increase in Plant Information Systems (PIS) costs based on increased costs and allocation of resources to the Plants	5
◆ Adjustments to reflect actual costs and forecasted requirements in various accounts	(3)
◆ Increase in bulk water fees collected based on historical actuals	(15)
	11

EXPLANATION OF PROGRAM CHANGES



2017 Program Changes

Works - Water Supply System

\$ 000's

Water Supply Plants (continued)

Plants Central (Ajax, Oshawa, Whitby)

♦ Transfer of an existing position representing a reduction of 0.500 FTE:	
♦ Transfer of a vacant Training Officer position to Engineering and Staff Support (-0.500 FTE)	(62)
♦ Increase in temporary staff required to support ongoing SCADA implementation work and to ensure regulatory compliance	187
♦ Increase in pump maintenance to improve operational efficiency	136
♦ Increase in PIS costs based on increased costs and allocation of resources to the Plants	8
♦ Adjustments to various accounts to reflect actual costs and forecasted requirements, including temporary pay (-\$72k), radio communications and GPS (-\$40k), chemicals (-\$299k), purchased services (-\$80k), professional fees (-\$27k), equipment maintenance and repairs (-\$25k) and various other accounts (-\$35k)	(578)
♦ Increase in bulk water fees collected (-\$30k) and other miscellaneous revenue (-\$30k)	(60)
	(369)

Plants North (Uxbridge, Scugog, Brock)

♦ Increase for materials and supplies required for electrical and communication maintenance based on historical actuals and forecasted requirements	20
♦ Increase in PIS costs based on increased cost and allocation of resources to the Plants	5
♦ Adjustments to reflect actual costs and forecasted requirements in various accounts	25
♦ Decrease in bulk water fees collected based on historical actuals	10
	60

Plant Information Systems

♦ One-time increase in temporary staff to address short-term SCADA-related requirements	76
♦ Adjustments to reflect actual costs and forecasted requirements in various accounts	(23)
♦ Allocation of above changes to all Water Supply Plants and Water Pollution Control Plants	(53)
	-

EXPLANATION OF PROGRAM CHANGES



2017 Program Changes

Works - Water Supply System

\$ 000's

Engineering and Staff Support

<ul style="list-style-type: none"> ◆ Proposed new positions representing 1.055 FTEs, to start July 1st, 2017: <ul style="list-style-type: none"> ◆ One (1) Appraiser/Negotiator in Real Estate to deliver increasing property requirements related to planned infrastructure expansion projects. This position will be shared with General Tax, Sanitary Sewerage and Solid Waste Management (Annualized impact is \$15.2k) (0.140 FTE) ◆ One (1) Inspector 3 in Construction to inspect plant projects to ensure adherence to design, review as-built drawings and to provide quality control. This position will be shared with General Tax and Sanitary Sewerage (Annualized impact is \$39.2k) (0.385 FTE) ◆ One (1) Project Engineer in Engineering Planning and Studies to coordinate Environmental Assessments and various studies. This position will be shared with Sanitary Sewerage (Annualized impact is \$77.1k) (0.530 FTE) ◆ Transfer and upgrade of an existing position representing an increase of 0.500 FTE: <ul style="list-style-type: none"> ◆ Transfer of vacant Training Officer position from Plants Central and upgrade to an Assistant Manager, Plant Operations, to oversee technical and regulatory issues related to water supply and water pollution control plant operations. This position will be shared with Sanitary Sewerage (0.500 FTE) ◆ Increase in recoveries related to new positions listed above ◆ Decrease in temporary resource requirements and overtime based on actual spending ◆ Increase for lead sampling program ◆ Increase for new customer inquiry management software in Technical Services division ◆ Decrease in provision for unplanned machinery and equipment maintenance and replacement based on review of historical actual spending ◆ Decrease in budgeted costs for the Source Water Protection Office based on historical actual spending and forecasted requirements, including personnel related costs (-\$10k), communications (-\$15k), technical supplies and professional services (-\$56k), and inspection and testing services (-\$75k) ◆ Changes in professional and consulting services; <ul style="list-style-type: none"> - Increase related to digitization of technical records (\$38k) and benchmarking initiatives (\$24k) - Increase for University of Toronto study of cyano toxins and GAC (granular activated carbon), as well as consulting related to Watertrax software - Decrease for Water Supply Plants Administration (-\$188k) and water efficiency and technical mapping (-\$159k) based on review of actuals and forecasted requirements ◆ Adjustments to various accounts based on comprehensive review to reflect actual costs and forecasted requirements ◆ Increase in revenues based on historical actuals and revised rates and fees 	<p>8</p> <p>20</p> <p>39</p> <p>74</p> <p>(30)</p> <p>(153)</p> <p>10</p> <p>20</p> <p>(29)</p> <p>(156)</p> <p>62</p> <p>52</p> <p>(347)</p> <p>(152)</p> <p>(47)</p> <hr style="border: 1px solid black;"/> <p>(629)</p>
--	---

EXPLANATION OF PROGRAM CHANGES



2017 Program Changes

Works - Water Supply System

\$ 000's

Facilities Management

<ul style="list-style-type: none"> ◆ Proposed new positions representing 0.542 FTEs, to start July 1, 2017: <ul style="list-style-type: none"> ◆ Two (2) Technical Assistants to provide support for the administration of corporate facility maintenance contracts. These positions are conversions from temporary to permanent, and are shared with General Tax, Sanitary Sewerage and Solid Waste Management operations (Annualized impact is \$44.6k) (0.542 FTEs) ◆ Decrease in temporary salary costs to fund the position conversions listed above ◆ Increase in operating costs related to the Orono Depot expansion ◆ Adjustments to various accounts to reflect actual costs and forecasted requirements ◆ Increase in rental revenues from leased telecommunications tower 	<p>22</p> <p>(22)</p> <p>12</p> <p>(44)</p> <p>(11)</p> <hr style="border: 0.5px solid black;"/> <p>(43)</p>
--	---

Tangible Capital Assets

<ul style="list-style-type: none"> ◆ Program changes include the acquisition of new assets and the replacement of assets related to depot operations, plant and facilities management, fleet, equipment and construction projects, including the construction of municipal services. Refer to capital schedules for detailed information 	<p>4,901</p> <hr style="border: 0.5px solid black;"/>
---	---

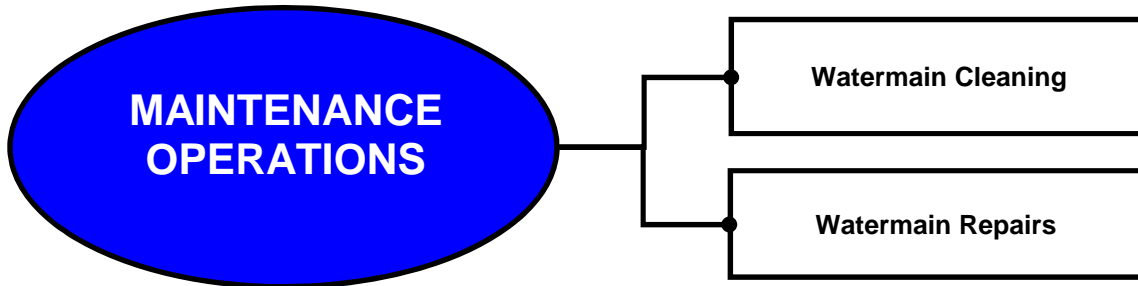
Total Program Changes 4,059

PROGRAM 1 WATERMAIN CLEANING AND REPAIRS



2017 Program Detail

Works - Water Supply System



Purpose:

- ◆ To maintain (clean and repair) and operate the Region's water distribution system in an efficient and cost effective manner for the Region's approximately 171,225 customers and maintain required water for fire protection

Description of Program Activities:

- ◆ The Region maintains and operates approximately 2,418 km of watermains
- ◆ Dead-end watermains are flushed regularly as determined by Ministry of the Environment and Climate Change (MOECC) legislation. Flushing at hydrants and blow offs provides the public with a potable water supply for domestic, institutional, commercial and industrial use
- ◆ Where conditions warrant, such as severe loss of head pressure, sediment build-up or customer complaints about water quality, watermains are cleaned by foam swab methods. Foam swabbing is conducted on a scheduled frequency and as recommended through system reviews. The frequency of cleaning is also dependent upon the operating conditions
- ◆ Repairs to watermain breaks are funded through this program. All major watermain breaks are isolated and repaired immediately upon inspection. All minor leaks are repaired as part of the regular program. Watermain repairs are budgeted at levels that reflect current break patterns, the aging system and increasing inventories
- ◆ Watermains will be cathodically protected against corrosion through the preventative maintenance contract

Description of Program Resources:

Resources delivering program services are shared with all activity based maintenance activities in the Water Supply, Sanitary Sewerage and General Tax operating budgets. Resource utilization is charged to the activity based programs through maintenance work orders

PROGRAM 1 WATERMAIN CLEANING AND REPAIRS



2017 Program Detail

Works - Water Supply System

Performance Measurements:

- ◆ All major watermain breaks are isolated and repaired immediately upon detection
- ◆ Where conditions warrant, watermains are cleaned by foam swab method
- ◆ Dead-end watermains are flushed and tested through an established program
- ◆ Preventative Maintenance Contract for cathodic protection of ferrous watermains involves the installation of sacrificial anodes. These prevent corrosion on the exterior surface of the pipe, which in turn prevents corrosion breaks and extends the life of the watermain. The cathodic protection program targets all ductile and cast iron watermains in the Region, and is administered through Technical Support. Each year a contract is awarded for the installation of anodes and test stations
- ◆ The Region has an ongoing Leak Detection program, administered through Technical Support. The surveys are performed on watermains not greater than 200mm in diameter every 5 years and on watermains greater than 200mm in diameter but not greater than 400mm in diameter every 10 years. Each year a contract is awarded for the survey
- ◆ Flushing and Testing of Dead-End Watermains: All designated hydrants and blow offs at dead-ends or other extremities shall be flushed on a regular program basis (annually) and tested to ensure that the potable water meets the Ontario Drinking Water Standards. Static water pressure shall be taken and recorded at each designated hydrant at the time of flushing. Hydrant flushing shall be done as required as a result of complaints. Record of problem areas to be maintained for investigation and future cleaning or rehabilitation. Records shall be maintained for all watermain flushing and cleaning

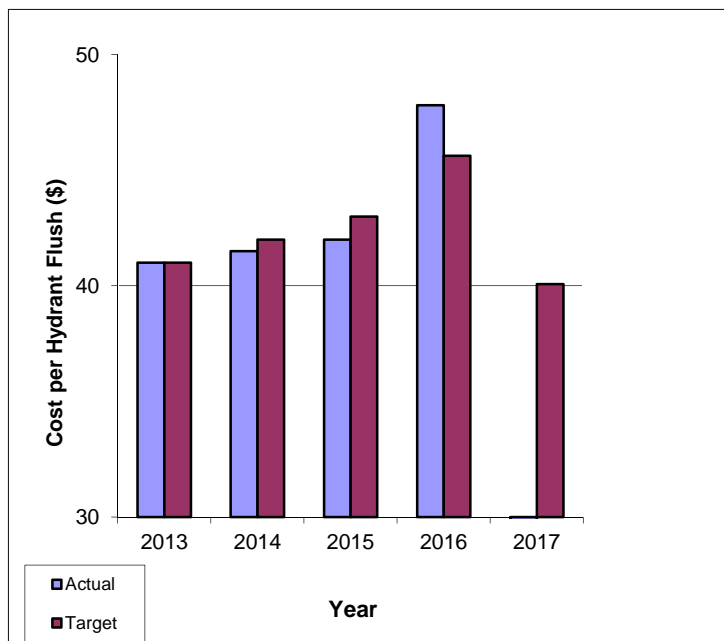
Units of Service (Flushing Hydrants and Repairing Watermains)

Accomplishments

Target 2016	Proj Actual 2016	Target 2017
9,866	9,413	11,678
223	429	436

- a) Flush Hydrants (2016 target restated)
b) Repair Watermains

Efficiency:



Cost Per Unit of Service - Flushing Hydrants

Cost per unit includes all labour, materials and equipment utilized in repair activities

**PROGRAM 1
WATERMAIN CLEANING AND REPAIRS**



2017 Program Detail

**Works - Water Supply
System**

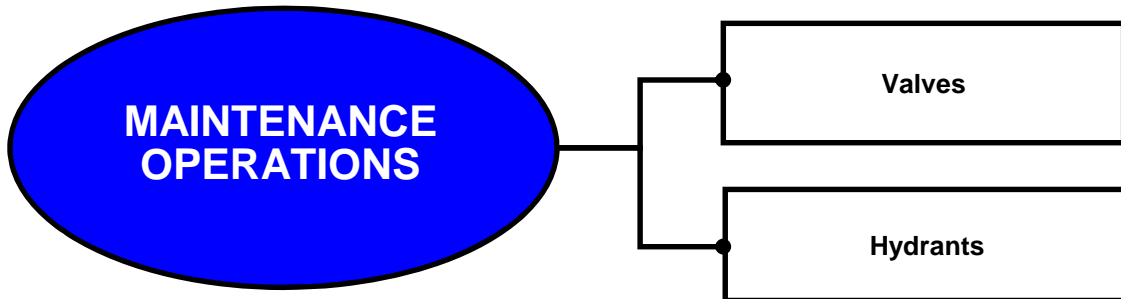
Detailed Cost of Program:	2016		2017		
(\$,000's)	Estimated Actuals	Approved Budget	Base Budget	Program Change	Proposed Budget
Flush at Hydrant - Blowoff	450	450	458	-	458
Repair Watermains	2,514	2,276	2,289	-	2,289
Watermain - Leaks, Swabs, Cathodic Protection	517	534	534	700	1,234
Net Program Expenses	3,481	3,260	3,281	700	3,981

PROGRAM 2 VALVES AND HYDRANTS



2017 Program Detail

Works - Water Supply System



Purpose:

- ◆ To maintain and operate the Region's water valves and hydrants in an efficient and cost effective manner for approximately 171,225 customers and ensure that all hydrants and valves are in working condition when they are operated

Description of Program Activities:

- ◆ There are 25,887 valves (including air relief valves) and 15,238 hydrants in the Region
- ◆ Valves 300 mm or larger in size will be operated to ensure proper working conditions
- ◆ Existing valves will be replaced as required
- ◆ Valve boxes will be maintained and repaired as required
- ◆ Valve chambers will be repaired as required
- ◆ Hydrants will be repaired as required

Description of Program Resources:

Resources delivering program services are shared with all activity based maintenance activities in the Water Supply, Sanitary Sewerage and General Tax operating budgets. Resource utilization is charged to the activity based programs through maintenance work orders

PROGRAM 2 VALVES AND HYDRANTS



2017 Program Detail

Works - Water Supply System

Performance Measurements:

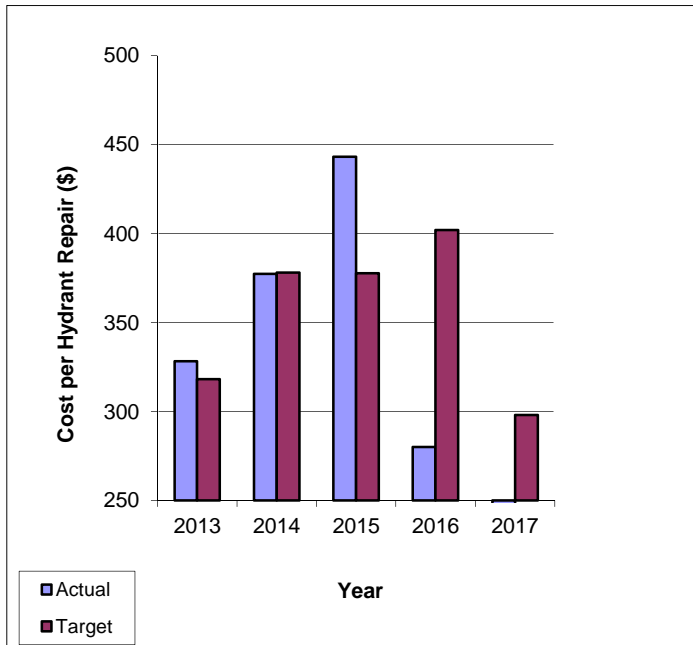
- ◆ All line valves 300 mm in diameter and larger are operated annually
- ◆ All line valves less than 300 mm in diameter are operated every four years
- ◆ All valve chambers are pumped dry and inspected annually
- ◆ All hydrants to have control valves installed on a program basis
- ◆ All hydrants are inspected and tested annually in accordance with Regional standards

Units of Service (Valve and Hydrant Repairs, Hydrant Inspections)

- a) Valve Repairs
- b) Hydrant Inspections
- c) Hydrant Repairs

Target 2016	Proj Actual 2016	Target 2017
108	276	231
31,816	28,251	37,334
1,550	1,933	2,109

Efficiency:



Cost Per Unit of Service Hydrant Repairs

Cost per unit includes all labour, materials and equipment utilized in the repair activities. The cost is an average across the depots, which encounter varying conditions and maintenance issues on a repair by repair basis.

**PROGRAM 2
VALVES AND HYDRANTS**



2017 Program Detail

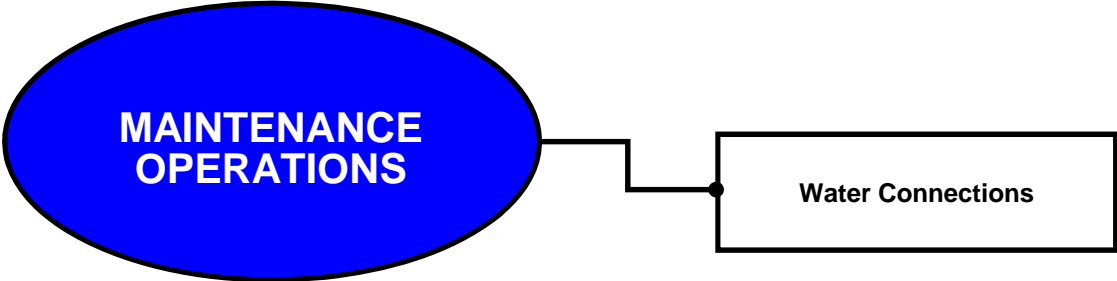
**Works - Water Supply
System**

Detailed Cost of Program:	2016		2017		
(\$,000's)	Estimated Actuals	Approved Budget	Base Budget	Program Change	Proposed Budget
Operation & Inspection	322	354	359	-	359
Repair - Recondition Valves	549	460	463	-	463
Maintain Valve Boxes	321	341	344	-	344
Valve Records - Operations Staff	109	135	137	-	137
Hydrant Inspection & Operation	587	635	645	-	645
Hydrant Repair	533	624	629	-	629
Hydrant Painting	75	138	138	-	138
Hydrant Other	120	95	96	-	96
Hydrant Permits	(111)	(216)	(216)	(50)	(266)
Net Program Expenses	2,505	2,566	2,595	(50)	2,545



2017 Program Detail

**Works - Water Supply
System**



Purpose:

- ◆ To maintain and operate the Region's water connections in an efficient and cost effective manner for the Region's approximately 171,225 customers and provide potable water for domestic use and fire protection; prevent damage to private and public property; protect public investment in water system by maintaining maximum capacities and extending useful life of system; and to prevent loss of water causing excessive flow rates, low pressure, increased pumpage and treatment

Description of Program Activities:

- ◆ Water service connections are repaired or renewed as required

Description of Program Resources:

Resources delivering program services are shared with all activity based maintenance activities in the Water Supply, Sanitary Sewerage and General Tax operating budgets. Resource utilization is charged to the activity based programs through maintenance work orders



2017 Program Detail

Works - Water Supply System

Performance Measurements:

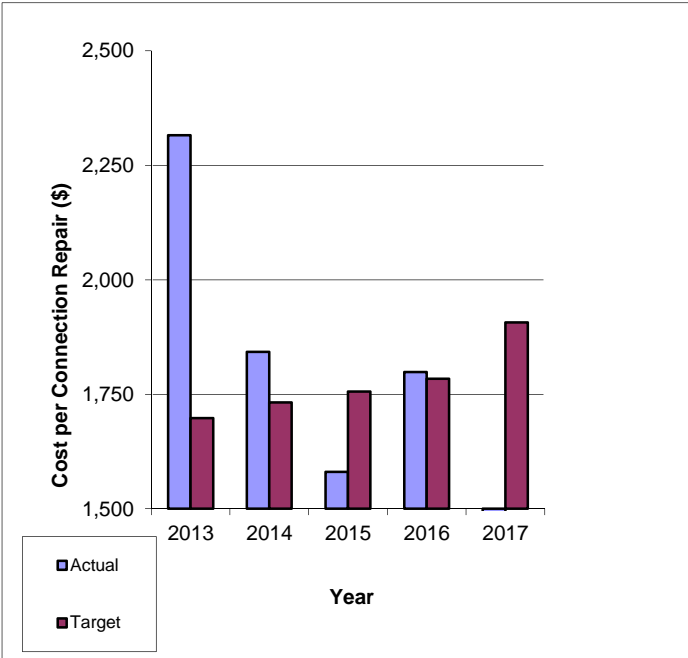
- ◆ All major service connection breaks on street are isolated and repaired upon detection
- ◆ All service valves on water services 100 mm in diameter and larger are operated every four years
- ◆ All curb stops on water services 50 mm in diameter and less are operated/repaired based on customer complaints
- ◆ Polybutylene Service Connections: An extensive 10 year program to replace polybutylene service connections is underway with the goal to have all these connections replaced by 2021

Units of Service

a) Water Service Connection Repairs

Target 2016	Proj Actual 2016	Target 2017
1,650	1,230	1,556

Efficiency:



Cost Per Unit of Service - Water Service Connection Repairs

Cost per unit includes all labour, materials and equipment utilized in the repair activities. The cost is an average across the depots, which encounter varying conditions and maintenance issues on a repair by repair basis.

**PROGRAM 3
WATER CONNECTIONS**



2017 Program Detail

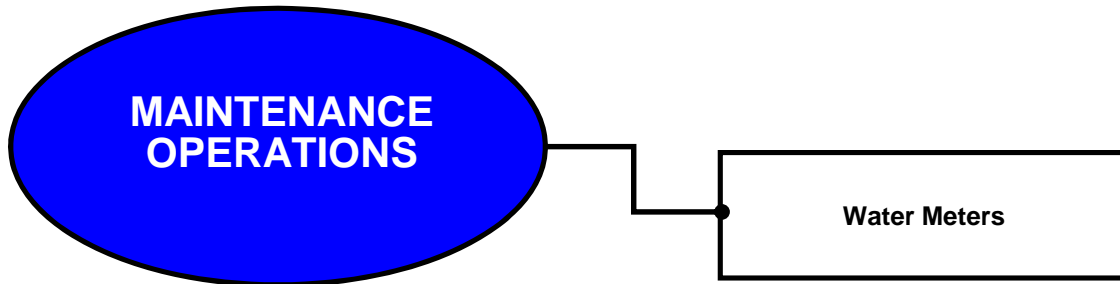
**Works - Water Supply
System**

Detailed Cost of Program: (\$,000's)	2016		2017		
	Estimated Actuals	Approved Budget	Base Budget	Program Change	Proposed Budget
Water Service Repair	2,231	2,944	2,966	(650)	2,316
Inspect Service Boxes	228	364	370	10	380
Water Service Box Repair	932	592	599	272	871
Net Program Expenses	3,391	3,900	3,935	(368)	3,567



2017 Program Detail

**Works - Water Supply
System**



Purpose:

- ◆ To maintain the inventory of water meters and the water supply system to accurately measure the consumption of water to maximize revenue for the Region

Description of Program Activities:

- ◆ Existing residential meters are scheduled to be replaced when they are 20 years old depending on available funds and the conditions of the meters
- ◆ Meters larger than 17 mm will be tested, repaired and replaced as required in accordance with the existing service levels
- ◆ Meters will be removed due to demolitions and winter conditions as required

Description of Program Resources:

Resources delivering program services are shared with all activity based maintenance activities in the Water Supply, Sanitary Sewerage and General Tax operating budgets. Resource utilization is charged to the activity based programs through maintenance work orders

Performance Measurements:

- ◆ Water meters shall be replaced on a routine program at intervals based on the following cycle:
 - 17 mm every 20 years; 19 mm every 15 years; 25 mm every 10 years; and 40 mm every 10 years
- ◆ Water meters 50 mm in size shall be replaced with a recalibrated meter every 8 years
- ◆ Water meters shall be tested, overhauled, recalibrated or replaced at intervals in accordance with the following:
 - 75mm every 3 years; 100 mm every 2 years; 150 mm every year; and over 150 mm every 6 months

**PROGRAM 4
WATER METERS**



2017 Program Detail

**Works - Water Supply
System**

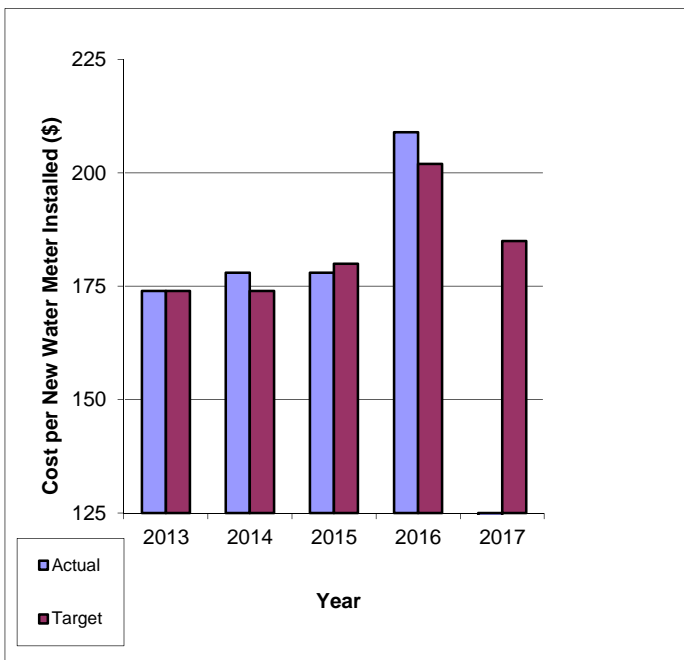
Units of Service

- a) Residential Meter Install and Replace (Capital Item)
- b) Large Meter Repair

Target 2016	Proj Actual 2016	Target 2017
8,000	8,000	6,300
839	570	874

Installation of Water Meters is budgeted under Capital Projects

Efficiency:



**Cost Per Unit of Service - Installation
of New Residential Water Meters**

Cost per unit includes all labour, materials and equipment utilized. Installation and replacement of water meters is categorized as capital.

**PROGRAM 4
WATER METERS**



2017 Program Detail

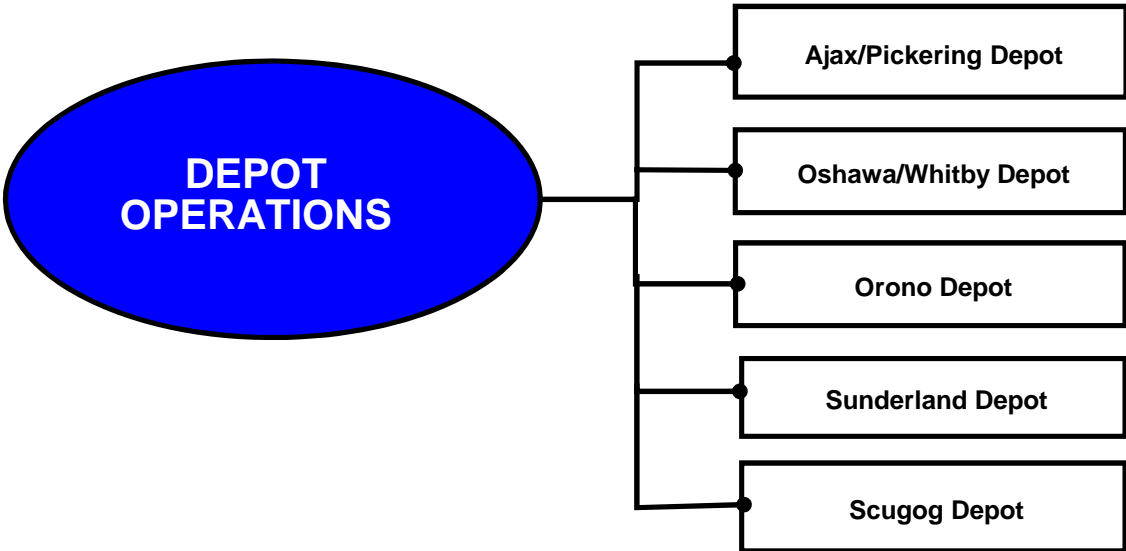
**Works - Water Supply
System**

Detailed Cost of Program: (\$,000's)	2016		2017		
	Estimated Actuals	Approved Budget	Base Budget	Program Change	Proposed Budget
Meter Repair - Calibration	89	81	82	-	82
Large Meter Repair	526	475	477	-	477
Remove Meters	16	19	20	-	20
Net Program Expenses	631	575	579	-	579



2017 Program Detail

Works - Water Supply System



Purpose:

- ◆ To provide leadership and direction to the various depots in effectively monitoring and managing activities including water connections, water meters, and watermain cleaning and repairs, ensuring compliance with approved budgets and policy guidelines

Description of Program Activities:

- ◆ To provide the administrative services required to complete the water activities (i.e. water connections, water meters, watermain cleaning and repairs)
- ◆ Maintain proper inventory records

Description of Program Resources:

- ◆ 2017 Full Time Employees 15.070
- ◆ 2016 Full Time Employees 15.070

**PROGRAM 5
DEPOT OPERATIONS**



2017 Program Detail

**Works - Water Supply
System**

Detailed Cost of Program: (\$,000's)	2016		2017		
	Estimated Actuals	Approved Budget	Base Budget	Program Change	Proposed Budget
Operating Expenses					
Personnel Expenses	1,450	1,716	1,790	5	1,795
Payroll Maintenance Management - Charge	2,566	2,586	2,621	(95)	2,526
Payroll Maintenance Management - Recovery	-	(19)	(19)	-	(19)
Net Personnel Expenses	4,016	4,283	4,392	(90)	4,302
Personnel Related	507	581	581	(25)	556
Communications	170	193	193	2	195
Supplies	178	192	209	(9)	200
Materials & Services	175	19	93	(13)	80
Buildings & Grounds Operations	35	60	60	-	60
Equipment Maintenance & Repairs	2	-	-	2	2
Vehicle Operations	98	477	400	(14)	386
Professional Services	1	1	1	-	1
Leased Facilities Expenses	2	-	-	-	-
Contribution to Reserve & Reserve Funds	11	11	11	-	11
Operating Expenses Subtotal	5,195	5,817	5,940	(147)	5,793
Transfers from Related Entities					
NextGen Charges	21	10	10	16	26
Transfers from Related Entities Subtotal	21	10	10	16	26
Inter-Departmental Transfers & Recoveries					
Recovery from Fleet	(201)	(226)	(233)	(6)	(239)
Inter-Departmental Transfers & Recoveries Subtotal	(201)	(226)	(233)	(6)	(239)
Gross Operating Expenses	5,015	5,601	5,717	(137)	5,580
Tangible Capital Assets					
New	-	-	-	102	102
Total Tangible Capital Assets	-	-	-	102	102
Total Expenses	5,015	5,601	5,717	(35)	5,682

**PROGRAM 5
DEPOT OPERATIONS**



2017 Program Detail

**Works - Water Supply
System**

Detailed Cost of Program:	2016		2017		
(\$,000's)	Estimated Actuals	Approved Budget	Base Budget	Program Change	Proposed Budget
Revenues					
Fees & Service Charges	(303)	(155)	(157)	-	(157)
Sundry Revenue	(31)	-	-	(17)	(17)
Total Revenues	(334)	(155)	(157)	(17)	(174)
Net Program Expenses	4,681	5,446	5,560	(52)	5,508

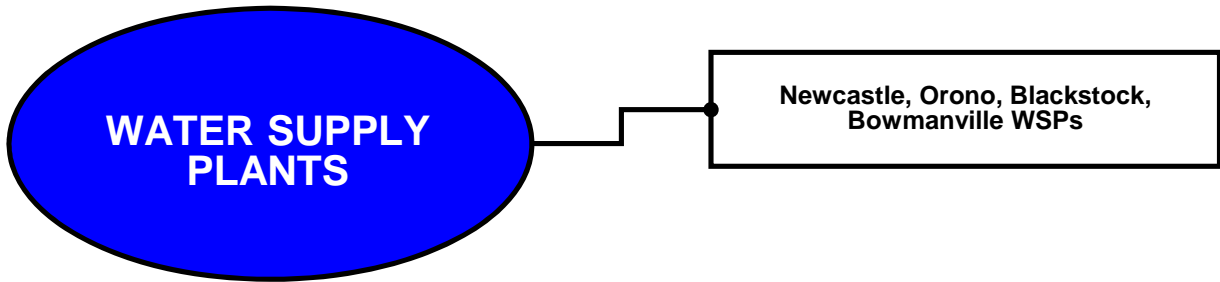
* Tangible Capital Assets are stated separately on the Program Summary

Net Program Expenses Per Above	5,508
Less: Tangible Capital Assets	(102)
Net Operating Program Expenses Per Program Summary	<u>5,406</u>



2017 Program Detail

**Works - Water Supply
System**



Purpose:

- ◆ To supply the public with safe, potable, aesthetically acceptable water
- ◆ To ensure all quality and quantity requirements are addressed

Description of Program Activities:

- ◆ Operate the water supply system for the communities in the Municipality of Clarington and the Township of Scugog (Blackstock), consisting of 2 surface water plants, 1 elevated tank, 2 standpipes, 5 wells, 4 storage facilities and 3 pumping stations
- ◆ Continuously monitor water quality
- ◆ Maintain pressures, flows and levels in the distribution system
- ◆ Maintain records of plants and system flows, pressures, levels and all other operating parameters
- ◆ Perform both scheduled and breakdown maintenance on all equipment
- ◆ Provide training for staff on process, safety, new equipment and all other related topics
- ◆ Collect water samples throughout the system for quality assurance purposes
- ◆ Administer programs required under the Ministry of the Environment and Climate Change (MOECC) Acts and Regulations
- ◆ Participate in the construction of facilities within the service area

Description of Program Resources:

- ◆ 2017 Full Time Employees 9.330
- ◆ 2016 Full Time Employees 9.330



2017 Program Detail

Works - Water Supply System

Performance Measurements:

- ◆ Cost per megalitre of water supplied
- ◆ Number of emergency callouts
- ◆ Number of boil water advisories issued annually

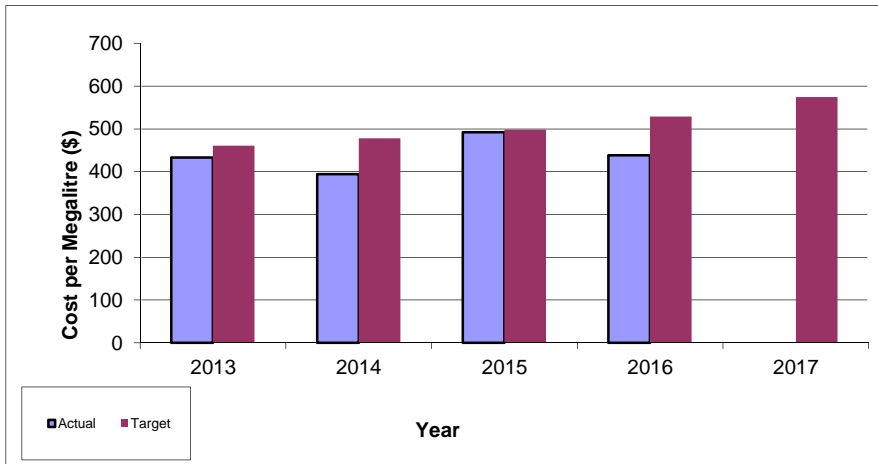
Units of Service

- a) Megalitres of water treated at the plant
- b) Number of Emergency Callouts
- c) Number of Boil Water Advisories

Target 2016	Proj Actual 2016	Target 2017
5,000	4,815	4,900
320	357	325
0	0	0

Efficiency:

Cost per Megalitre of Treated Water



**PROGRAM 6
PLANTS EAST**



2017 Program Detail

**Works - Water Supply
System**

Detailed Cost of Program:	2016		2017		
(\$,000's)	Estimated Actuals	Approved Budget	Base Budget	Program Change	Proposed Budget
Operating Expenses					
Personnel Expenses	941	1,180	1,270	6	1,276
Personnel Related	23	33	34	(1)	33
Communications	93	120	120	-	120
Supplies	158	158	158	30	188
Utilities	505	553	614	-	614
Chemicals	63	71	71	-	71
Computer Maintenance & Operations	24	16	16	-	16
Materials & Services	19	17	17	-	17
Equipment Maintenance & Repairs	42	125	125	(3)	122
Vehicle Operations	12	21	21	(7)	14
Professional Services	29	38	38	(10)	28
Major Repairs & Renovations	30	30	30	-	30
Operating Expenses Subtotal	1,939	2,362	2,514	15	2,529
Inter-Departmental Transfers & Recoveries					
Works - PIS Group Charge	87	175	186	5	191
Works - Regional Environmental Lab Charge	125	132	132	(6)	126
Works - Ajax WSP-Labour Charge	48	50	50	12	62
Inter-Departmental Transfers & Recoveries Subtotal	260	357	368	11	379
Gross Operating Expenses	2,199	2,719	2,882	26	2,908
Tangible Capital Assets					
New	15	15	-	-	-
Replacement	75	75	50	-	50
Total Tangible Capital Assets	90	90	50	-	50
Total Expenses	2,289	2,809	2,932	26	2,958

**PROGRAM 6
PLANTS EAST**



2017 Program Detail

**Works - Water Supply
System**

Detailed Cost of Program: (\$,000's)	2016		2017		
	Estimated Actuals	Approved Budget	Base Budget	Program Change	Proposed Budget
Revenues					
Fees & Service Charges	(59)	(45)	(45)	(15)	(60)
Total Revenues	(59)	(45)	(45)	(15)	(60)
Net Program Expenses	2,230	2,764	2,887	11	2,898

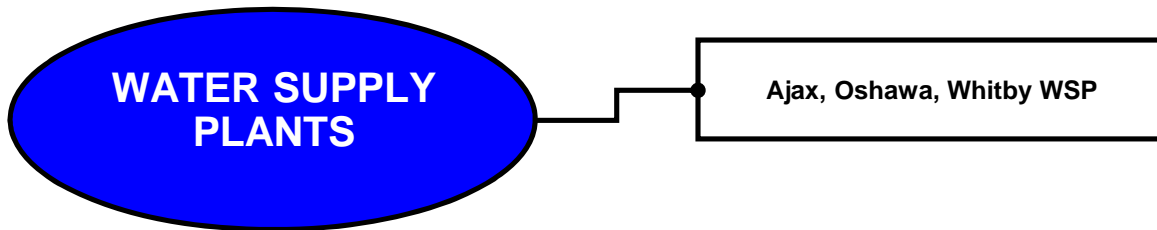
* Tangible Capital Assets are stated separately on the Program Summary

Net Program Expenses Per Above	2,898
Less: Tangible Capital Assets	<u>(50)</u>
Net Operating Program Expenses Per Program Summary	<u><u>2,848</u></u>



2017 Program Detail

Works - Water Supply System



Purpose:

- ◆ To supply the public with safe, potable, aesthetically acceptable water
- ◆ To ensure all quality and quantity requirements are addressed

Description of Program Activities:

- ◆ Operate and maintain 3 water supply plants, 11 remote water pumping stations and 10 storage facilities in compliance with provincial legislation
- ◆ Continuously monitor water quality
- ◆ Maintain pressures, flows and levels in the distribution system
- ◆ Maintain records of plants and system flows, pressures, levels and all other operating parameters
- ◆ Perform both scheduled and breakdown maintenance on all equipment
- ◆ Provide training for staff on process, safety, new equipment and all other related topics
- ◆ Collect water samples throughout the system for quality assurance purposes
- ◆ Administer programs required under the Ministry of the Environment and Climate Change (MOECC) Acts and Regulations
- ◆ Participate in the construction of facilities within the service area
- ◆ Maintain standby diesel equipment in water/wastewater plants, pumping stations, Homes for the Aged, Regional Headquarters and Paramedic Response stations
- ◆ Maintain and expand SCADA systems throughout water/wastewater plants, stations and storage facilities

Description of Program Resources:

- ◆ 2017 Full Time Employees 45.430
- ◆ 2016 Full Time Employees 45.930

One (1) Training Officer transferred to Engineering and Staff Support (-0.500 FTE)



2017 Program Detail

Works - Water Supply System

Performance Measurements:

- ◆ Cost per megalitre of water supplied
- ◆ Number of emergency callouts
- ◆ Number of boil water advisories issued annually

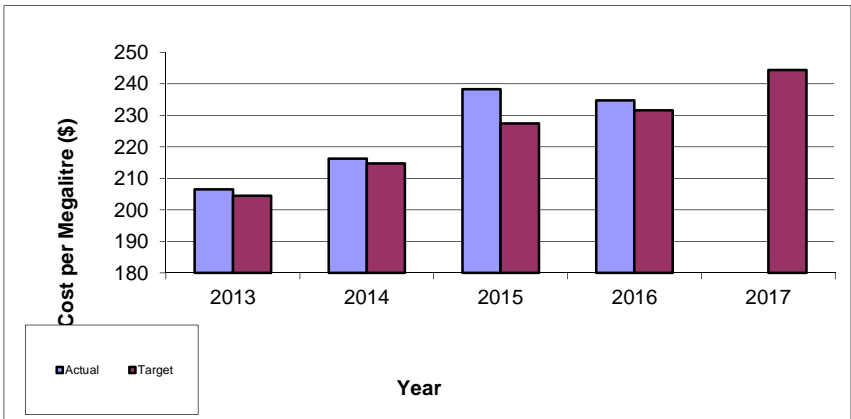
Units of Service

- a) Megalitre of water treated at the plant
- b) Number of Emergency Callouts
- c) Number of Boil Water Advisories

Target 2016	Proj Actual 2016	Target 2017
59,000	60,265	60,000
200	330	275
0	0	0

Efficiency:

Cost per Megalitre of Treated Water



**PROGRAM 7
PLANTS CENTRAL**



2017 Program Detail

**Works - Water Supply
System**

Detailed Cost of Program:	2016		2017		
(\$,000's)	Estimated Actuals	Approved Budget	Base Budget	Program Change	Proposed Budget
Operating Expenses					
Personnel Expenses	4,919	4,984	5,195	40	5,235
Payroll Maintenance Management - Charge	-	1	1	(1)	-
Net Personnel Expenses	4,919	4,985	5,196	39	5,235
Personnel Related	168	118	118	(4)	114
Communications	203	282	281	(43)	238
Supplies	722	812	812	5	817
Utilities	5,155	5,132	6,273	-	6,273
Chemicals	867	926	926	(299)	627
Computer Maintenance & Operations	106	140	140	5	145
Materials & Services	93	117	118	(81)	37
Equipment Maintenance & Repairs	642	345	345	108	453
Vehicle Operations	473	459	459	4	463
Professional Services	96	75	75	(27)	48
Minor Assets & Equipment	28	-	10	-	10
Major Repairs & Renovations	30	30	-	-	-
Operating Expenses Subtotal	13,502	13,421	14,753	(293)	14,460
Inter-Departmental Transfers & Recoveries					
Works - PIS Group Charge	122	292	310	9	319
Works - Regional Environmental Lab Charge	190	190	190	10	200
Recovery - Works - Ajax WSP- Labour	(145)	(122)	(123)	(19)	(142)
Recovery - Sunvalley	(18)	(22)	(22)	(1)	(23)
Inter-Departmental Transfers & Recoveries Subtotal	149	338	355	(1)	354
Gross Operating Expenses	13,651	13,759	15,108	(294)	14,814
Tangible Capital Assets					
New	35	35	-	250	250
Replacement	640	640	320	205	525
Total Tangible Capital Assets	675	675	320	455	775
Total Expenses	14,326	14,434	15,428	161	15,589

**PROGRAM 7
PLANTS CENTRAL**



2017 Program Detail

**Works - Water Supply
System**

Detailed Cost of Program:	2016		2017		
(\$,000's)	Estimated Actuals	Approved Budget	Base Budget	Program Change	Proposed Budget
Revenues					
Fees & Service Charges	(87)	(50)	(50)	(30)	(80)
Sundry Revenue	(94)	(15)	(15)	(45)	(60)
Total Revenues	(181)	(65)	(65)	(75)	(140)
Net Program Expenses	14,145	14,369	15,363	86	15,449

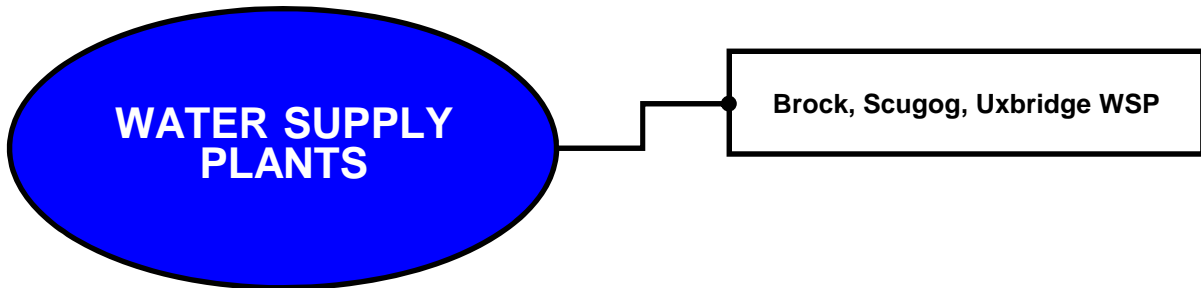
* Tangible Capital Assets are stated separately on the Program Summary

Net Program Expenses Per Above	15,449
Less: Tangible Capital Assets	(775)
Net Operating Program Expenses Per Program Summary	<u>14,674</u>



2017 Program Detail

Works - Water Supply System



Purpose:

- ◆ To supply the public with safe, potable, aesthetically acceptable water
- ◆ To ensure all quality and quantity requirements are addressed

Description of Program Activities:

- ◆ Operate the water supply system for 7 communities consisting of 21 wells, 1 surface water plant, 5 towers/standpipes and 2 storage facilities
- ◆ Continuously monitor water quality
- ◆ Maintain pressures, flows and levels in the distribution system
- ◆ Maintain records of plants and system flows, pressures, levels and all other operating parameters
- ◆ Perform both scheduled and breakdown maintenance on all equipment
- ◆ Provide training for staff on process, safety, new equipment and all other related topics
- ◆ Collect water samples throughout the system for quality assurance purposes
- ◆ Administer programs required under the Ministry of the Environment and Climate Change (MOECC) Acts and Regulations
- ◆ Participate in the construction of facilities within the service area

Description of Program Resources:

- ◆ 2017 Full Time Employees 8.830
- ◆ 2016 Full Time Employees 8.830

Performance Measurements:

- ◆ Cost per megalitre of water supplied
- ◆ Number of emergency callouts
- ◆ Number of boil water advisories issued annually



2017 Program Detail

Works - Water Supply System

Performance Measurements (continued):

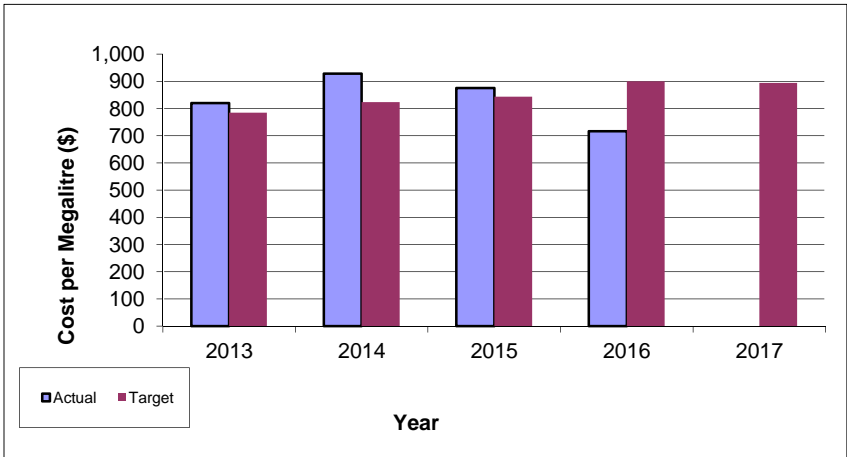
Units of Service

- a) Megalitre of water treated at the plant
- b) Number of Emergency Callouts
- c) Number of Boil Water Advisories

Target 2016	Proj Actual 2016	Target 2017
3,000	2,811	2,900
320	260	275
0	0	0

Efficiency:

Cost per Megalitre of Treated Water



**PROGRAM 8
PLANTS NORTH**



2017 Program Detail

**Works - Water Supply
System**

Detailed Cost of Program:	2016		2017		
(\$,000's)	Estimated Actuals	Approved Budget	Base Budget	Program Change	Proposed Budget
Operating Expenses					
Personnel Expenses	1,008	1,021	1,057	61	1,118
Personnel Related	28	43	43	1	44
Communications	132	117	117	-	117
Supplies	228	191	191	21	212
Utilities	406	458	504	-	504
Chemicals	110	126	126	-	126
Computer Maintenance & Operations	3	10	9	-	9
Materials & Services	17	26	27	-	27
Equipment Maintenance & Repairs	122	171	171	-	171
Vehicle Operations	109	137	137	(14)	123
Professional Services	21	25	25	(11)	14
Operating Expenses Subtotal	2,184	2,325	2,407	58	2,465
Inter-Departmental Transfers & Recoveries					
Works - PIS Group Charge	16	156	166	5	171
Works - Regional Environmental Lab Charge	240	270	270	(20)	250
Works - Ajax WSP-Labour Charge	13	8	7	7	14
Inter-Departmental Transfers & Recoveries Subtotal	269	434	443	(8)	435
Gross Operating Expenses	2,453	2,759	2,850	50	2,900
Tangible Capital Assets					
New	15	15	-	-	-
Replacement	110	110	-	-	-
Total Tangible Capital Assets	125	125	-	-	-
Total Expenses	2,578	2,884	2,850	50	2,900

**PROGRAM 8
PLANTS NORTH**



2017 Program Detail

**Works - Water Supply
System**

Detailed Cost of Program: (\$,000's)	2016		2017		
	Estimated Actuals	Approved Budget	Base Budget	Program Change	Proposed Budget
Revenues					
Fees & Service Charges	(68)	(75)	(75)	10	(65)
Total Revenues	(68)	(75)	(75)	10	(65)
Net Program Expenses	2,510	2,809	2,775	60	2,835

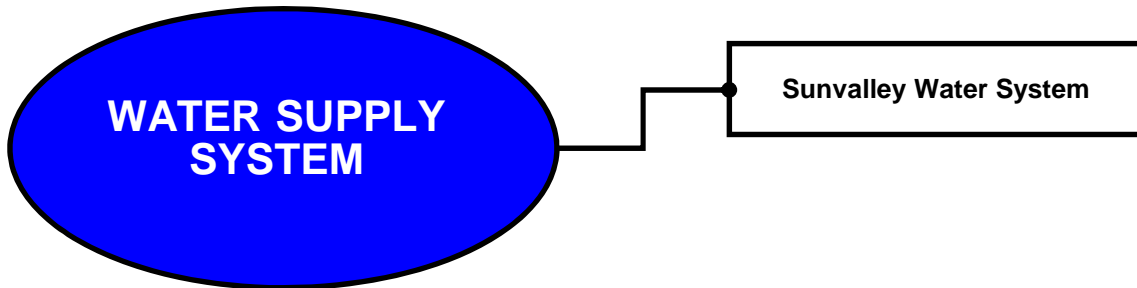
* Tangible Capital Assets are stated separately on the Program Summary

Net Program Expenses Per Above	2,835
Less: Tangible Capital Assets	-
Net Operating Program Expenses Per Program Summary	<u>2,835</u>



2017 Program Detail

Works - Water Supply System



Purpose:

- ◆ To supply the Sunvalley Community (17 households) with safe, potable, aesthetically acceptable water
- ◆ To ensure all quality and quantity requirements are addressed

Description of Program Activities:

- ◆ Operate the private water system in this community in the City of Oshawa as ordered by the Ministry of the Environment and Climate Change (MOECC)
- ◆ Carry out maintenance (preventative, breakdown)
- ◆ Maintain records (quality, flow, financial)
- ◆ Train staff in process, safety and other related topics
- ◆ Collect samples throughout the system

Performance Measurements:

- ◆ Cost of operation
- ◆ Number of customer complaints
- ◆ Cost per megalitre of water supplied
- ◆ Number of emergency callouts
- ◆ Number of boil water advisories issued annually

Units of Service

- a) Number of Emergency Callouts
- b) Number of Customer Complaints

Target 2016	Proj Actual 2016	Target 2017
4	3	4
0	1	0



2017 Program Detail

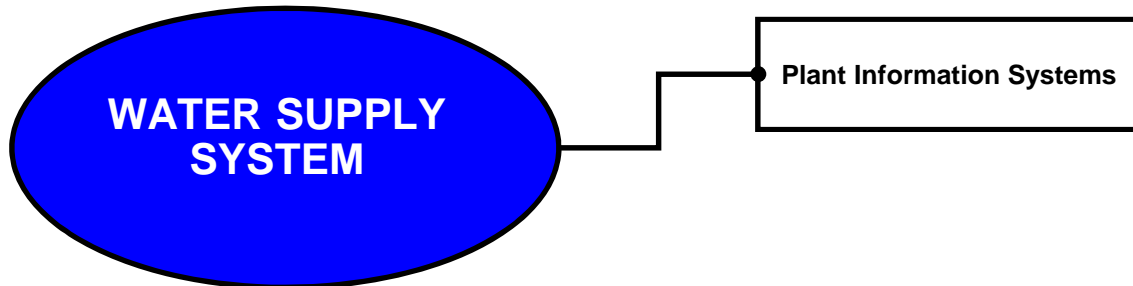
**Works - Water Supply
System**

Detailed Cost of Program: (\$,000's)	2016		2017		
	Estimated Actuals	Approved Budget	Base Budget	Program Change	Proposed Budget
Operating Expenses					
Supplies	1	2	2	-	2
Materials & Services	-	1	1	-	1
Minor Assets & Equipment	-	2	2	-	2
Operating Expenses Subtotal	1	5	5	-	5
Inter-Departmental Transfers & Recoveries					
Ajax Water Supply Plant Charge	18	22	23	-	23
Inter-Departmental Transfers & Recoveries Subtotal	18	22	23	-	23
Gross Operating Expenses	19	27	28	-	28
Tangible Capital Assets					
Replacement	13	13	-	-	-
Capital Fund Contribution	(13)	(13)	-	-	-
Total Expenses	19	27	28	-	28
Revenues					
Fees & Service Charges	(19)	(27)	(28)	-	(28)
Total Revenues	(19)	(27)	(28)	-	(28)
Net Program Expenses	-	-	-	-	-



2017 Program Detail

Works - Water Supply System



Purpose:

- ◆ Centralized Plant Information Systems group located at the Oshawa Water Supply Plant
- ◆ Coordinate and plan maintenance and upgrades to Supervisory Control and Data Acquisition (SCADA) system throughout the Water Supply and Water Pollution Control Plants

Description of Program Activities:

- ◆ Address day-to-day issues as well as deal with emergency situations
- ◆ Available 24/7
- ◆ Administration and quality control as it relates to SCADA projects
- ◆ Develop and maintain SCADA operating procedures
- ◆ Ensure SCADA standards are adhered to in new asset creation, upgrades and modifications
- ◆ Update and modify Programmable Logic Controller (PLC) programs
- ◆ Provide testing, documenting and install patches throughout SCADA systems
- ◆ Maintain database of data to develop trends for analysis and diagnostics
- ◆ Deployment, troubleshoot, and maintenance of LAN and WAN communication equipment both wired and wireless
- ◆ Secure SCADA network from unauthorized use
- ◆ Research and test new SCADA technologies
- ◆ Commission and decommissioning of SCADA projects and upgrades
- ◆ Assist engineering department with SCADA projects and new initiatives
- ◆ Maintain, replace, and back-up all equipment connected to the SCADA network
- ◆ Contract administration for external support agreements



2017 Program Detail

**Works - Water Supply
System**

Description of Program Resources:

- ◆ 2017 Full Time Employees 13.660
- ◆ 2016 Full Time Employees 13.660

**PROGRAM 10
PLANT INFORMATION SYSTEMS**



2017 Program Detail

**Works - Water Supply
System**

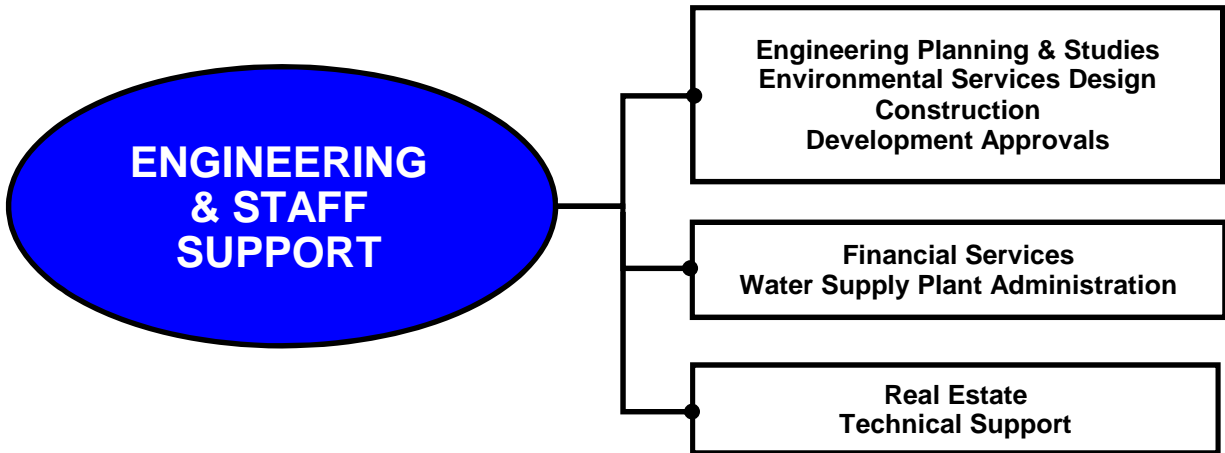
Detailed Cost of Program:	2016		2017		
(\$,000's)	Estimated Actuals	Approved Budget	Base Budget	Program Change	Proposed Budget
Operating Expenses					
Personnel Expenses	1,270	1,475	1,583	86	1,669
Personnel Related	90	132	132	-	132
Communications	1	10	10	(2)	8
Supplies	38	42	42	(5)	37
Computer Maintenance & Operations	3	9	9	-	9
Materials & Services	72	50	50	(30)	20
Equipment Maintenance & Repairs	11	26	26	7	33
Professional Services	16	53	53	(3)	50
Operating Expenses Subtotal	1,501	1,797	1,905	53	1,958
Inter-Departmental Transfers & Recoveries					
Plant Information Systems Recovery	(1,501)	(1,797)	(1,905)	(53)	(1,958)
Inter-Departmental Transfers & Recoveries Subtotal	(1,501)	(1,797)	(1,905)	(53)	(1,958)
Gross Operating Expenses	-	-	-	-	-
Tangible Capital Assets					
New	28	28	-	-	-
Replacement	40	40	-	-	-
Total Tangible Capital Assets	68	68	-	-	-
Net Program Expenses	68	68	-	-	-

PROGRAM 11 ENGINEERING AND STAFF SUPPORT



2017 Program Detail

Works - Water Supply System



Purpose:

Represents the portions of various divisions of the Works Department operation that are attributable to the Water Supply System including:

Engineering Planning and Studies

- ◆ To provide overall leadership and guidance to the various Departments of the Region of Durham which affect long-range planning of the Municipal Water Supply and Distribution Systems and Municipal Wastewater Collection and Treatment Systems; to service existing customers and future customers forecast under the anticipated growth recognized in the Durham Region Official Plan

Environmental Services Design

- ◆ To plan, design and initiate construction of water supply system infrastructure to provide service for existing and new customers, in compliance with all applicable legislation and regulations. Water supply infrastructure includes water supply plants, pumping stations, water storage facilities and watermains and appurtenances. To develop and maintain an information database on the linear and vertical assets of the Region's water infrastructure and to regularly update other Divisions and Departments on the condition of these assets which include watermains, water supply plants, pumping stations, storage reservoirs and elevated tanks

Construction

- ◆ To plan, design and construct Regional infrastructure including all roads, sanitary and storm sewers and associated services, watermains and associated services, bridges, culverts, water supply plants and associated wells, pumping stations and modifications, water pollution control plants and associated pumping stations and modifications, all as budgeted for in the current year's business plan including all similar construction necessitated by emergencies

Development Approvals

- ◆ To assist and facilitate well planned industrial, commercial and residential development proposals within Durham Region by providing cost effective municipal water, sanitary sewerage and Regional road services, while protecting the interests of the Region and the public

Financial Services

- ◆ To provide overall leadership and direction to the various divisions of the Works Department in effectively monitoring and managing expenditures to ensure compliance with approved budgets and policy guidelines



2017 Program Detail

**Works - Water Supply
System**

Purpose (continued):

Water Supply Plant Administration

- ◆ To provide management of the Plant Operations Division including; the co-ordination and monitoring of expenditures, dealing with personnel and administrative issues and planning for the long term operational needs of the division in accordance with policies, guidelines and legislation

Real Estate

- ◆ To administer and manage the real estate function for the Region including the rental of properties and the purchase of land to facilitate construction of municipal services

Technical Support

- ◆ A technical working group directing and supporting the following programs:
 - Sewer-Use By-Law Enforcement
 - Water/Wastewater Treatment Operations
 - Maintenance Operations (including landfill monitoring)
 - Water and Energy Efficiency Programs
 - Data System Management
 - Source Water Protection

Description of Program Activities:

The duties and services provided are required to comply with all applicable legislation and represent those areas of the Works Department which relate directly to the provision and management of the water distribution and supply infrastructure. The activities include: engineering planning and studies, detailed design, construction and asset management and ongoing post commissioning support.

Engineering Planning and Studies

- ◆ Develop and implement a comprehensive servicing strategy for the water supply and sanitary sewerage systems throughout the Region through the completion of Official Plan Servicing Studies and providing input into the Development Charges Studies
- ◆ Coordinate the use and protection of our valuable groundwater resources through development of wellhead protection areas, review of land uses within these areas, and liaison with neighbouring municipalities on groundwater management practices
- ◆ Complete Environmental Assessments, as required, for water supply and sanitary sewerage capital projects prior to Capital Projects proceeding to detailed design and construction
- ◆ Provide technical review of applications for new development and comment on availability of water supply and sanitary sewerage services, over-sizing, and ensure that the Region's standards are being met
- ◆ Act as Durham Region representatives on various internal and external Committees related to water supply and sanitary sewerage servicing

Environmental Services Design

- ◆ Plan and implement the rehabilitation/replacement of existing infrastructure in conjunction with Regional and Area Municipality Road programs and independent of road programs. Conduct Asset Management studies to prioritize deficiencies and optimize use of financing for rehabilitation and replacement of existing water supply infrastructure. Design and initiate construction of water supply infrastructure to service existing and new development and in response to new regulations



2017 Program Detail

**Works - Water Supply
System**

Description of Program Activities (continued):

Construction

- ◆ To provide the administrative services which calculate the budgets for infrastructure projects, develop and award the tenders and oversee the construction projects
- ◆ To provide the contract administrative services required to complete the construction activities including the processing and executing of all required project documentation, bonding and insurance, and progress payments
- ◆ Fulfilling contract requirements such as issuing substantial and final completion certificates, maintaining statutory, deficiency, maintenance and finishing holdbacks and final contract releases
- ◆ To provide required quality control and quality assurance for all construction projects, including topographic surveying and layout, sewer and water infrastructure testing (SWAT), construction inspection, commissioning services, as constructed measurements and maintaining all as constructed drawings, testing of construction materials and providing geotechnical investigations and associated services
- ◆ To provide asset management services including the management and monitoring of the Region's infrastructure assets

Development Approvals

- ◆ Review and process development applications, including land severances, with minimum delay, ensuring that they meet Regional guidelines and standards and services are sized to meet long range Regional servicing objectives
- ◆ Negotiate and prepare draft servicing, subdivision or front ending agreements that are balanced and fair to ensure no adverse financial impact on the Region
- ◆ Assess feasibility, request for funding, coordinate collection charges, issue connection applications and payment agreements and initiate the passage of by-laws for Regional residents who request sewer and/or water service
- ◆ Co-ordinate the Development Charge collection process with local municipalities and the Finance Department to ensure timely issuance of building permits and adequate cash flow from development for the construction of Regional growth related infrastructure
- ◆ Control development to balance available capacities or identify required improvements to accommodate the development by coordinating comments and discussing issues with Local Area Municipalities, other Divisions and Departments

Financial Services

- ◆ Coordinate the preparation of the Works Department Annual Operating and Capital Budgets
- ◆ Manage and execute transactional items to recover costs from internal programs and divisions as well as outside agencies, developers and other area municipalities related to current and capital programs
- ◆ Liaison with the Finance Department and other senior levels of government regarding matters of Budget Management and policy related to funding and expenditures
- ◆ Ensure Works staff meet deadlines set by Regional Council and the Finance Department
- ◆ Provide clerical and administrative support related to committee reports and official correspondence
- ◆ Provide mail and reception services for the Works Department at Regional Headquarters
- ◆ Maintain proper inventory of office materials and supplies for staff use



2017 Program Detail

Works - Water Supply
System

Description of Program Activities (continued):

Water Supply Plant Administration

- ◆ Assist in the preparation of the Plant Operations budget
- ◆ Monitor and approve expenditures in accordance with approved budgets, policies and guidelines
- ◆ Manage divisional administrative needs in accordance with agreements, policies, guidelines and legislative requirements
- ◆ Develop policies, methods and guidelines for the efficient and effective operation of the Region's Water Supply Plant facilities
- ◆ Liaise with government, public and private agencies

Real Estate

- ◆ Negotiate property agreements for the acquisition of lands and property rights necessary for implementation of Regional programs including the construction of road, sanitary sewerage and water supply projects
- ◆ Co-ordinate the expropriation process where necessary
- ◆ Locate and negotiate lease agreements for facilities required by various Regional Departments and co-ordinate leasehold improvements to the facilities in conjunction with the client and with the Facilities Management Division
- ◆ Manage the rental of Region owned properties, including the collection of rent and the disposal of properties no longer required by the Region
- ◆ Compile and maintain records on all Region owned property including limited interest such as sanitary sewerage and water supply easements, leases, licenses, permission to enter agreements, pipe crossings and encroachments
- ◆ Co-ordinate, plan and schedule the re-registration of easements as directed by Provincial legislation
- ◆ Provide title information and cost estimates related to land and leasing, to other Divisions and Departments, as required

Technical Support

A technical working group directing and supporting the following programs:

◆ *Sewer-Use By-Law Enforcement:*

Enforcement of the Sewer-Use By-law 55-2013, to protect the infrastructure and the treatment facilities, to maintain compliance with regulatory requirements through monitoring, investigation, compliance programs and surcharge agreements and to maintain public/staff safety

◆ *Water/Wastewater Treatment Operations:*

Provide technical support in areas of treatment operations and design, monitoring and reporting for compliance requirements, response and investigation of consumer concerns and enquiries, training of staff, response to adverse water quality issues and related regulatory notifications

◆ *Maintenance Operations (including Landfill Monitoring):*

Provide technical support in areas of maintenance operations, including contract administration of maintenance and rehabilitation programs for water mains, budget preparation, review of new infrastructure to meet Regional Standards, review of new products, procedures, standards and guidelines

◆ *Water and Energy Efficiency Programs:*

The Water Efficiency Program will focus on the quantification stage of the Water and Energy Efficient Community project in Ajax and continue the Rain Gauge Distribution project

The Energy Management Group will assist plant operation in energy control, and demand reduction projects, conduct energy audits for major energy using Regional Facilities through power monitoring and energy use reduction projects



2017 Program Detail

**Works - Water Supply
System**

Description of Program Activities (continued):

Data System Management (GIS Group):

- ◆ The Data System Management (DSM) maintains the linear infrastructure data of the existing Water Supply, Sanitary Sewerage and Storm Sewer System using leading edge Geographical Information System (GIS) technology and provides services to inside and outside users for all cartographic or inventory needs. DSM develops and maintains applications for convenient data access to infrastructure data

Description of Program Resources:

- ◆ 2017 Full Time Employees 70.718
 - ◆ 2016 Full Time Employees 69.163
- One (1) Project Engineer representing 0.530 FTE in the Engineering Planning & Studies Division
- One (1) Inspector 3 representing 0.385 FTE in the Construction Division
- One (1) Appraiser/Negotiator representing 0.140 FTE in the Real Estate Division
- One (1) Assistant Plant Operations Manager representing 0.500 FTE in the Plant Operations Division, converted from a Training Officer at Ajax WSP

Performance Measurements:

- ◆ Resources to provide staff for administration/engineering support. Also includes general office expenditures such as telephone costs, office supplies and operating costs
- ◆ Resource Management through budgeting and forecasting future needs
- ◆ Timely receipt of all regulatory approvals to proceed with the refurbishment and construction of water related infrastructure projects
- ◆ Quality control through Construction Inspection and Contract Administration
- ◆ Monitoring the state of the water-related linear infrastructure to optimize the maintenance reinvestment required
- ◆ Coordination of all related activities including safety, real estate and data management
- ◆ Timely delivery of major water supply infrastructure projects to ensure growth and development can proceed as planned
- ◆ Minimizing over expenditures and ensuring that optimum value is obtained for all water infrastructure related expenditures
- ◆ Implementation of water infrastructure projects in full compliance with all applicable Municipal, Provincial and Federal Legislation

**PROGRAM 11
ENGINEERING AND STAFF SUPPORT**



2017 Program Detail

**Works - Water Supply
System**

Detailed Cost of Program:	2016		2017		
(\$,000's)	Estimated Actuals	Approved Budget	Base Budget	Program Change	Proposed Budget
Operating Expenses					
Personnel Expenses	6,770	7,885	8,225	(4)	8,221
Payroll Maintenance					
Management - Recovery	(2,841)	(3,571)	(3,678)	(30)	(3,708)
Net Personnel Expenses	3,929	4,314	4,547	(34)	4,513
Personnel Related	234	282	282	(17)	265
Communications	80	131	132	(38)	94
Supplies	51	94	94	(17)	77
Computer Maintenance & Operations	84	140	140	9	149
Materials & Services	465	287	287	(56)	231
Equipment Maintenance & Repairs	231	233	233	(29)	204
Vehicle Operations	18	29	29	-	29
Professional Services	439	750	749	(279)	470
Contribution to Reserve & Reserve Funds	7	7	7	-	7
Operating Expenses Subtotal	5,538	6,267	6,500	(461)	6,039
Inter-Departmental Transfers & Recoveries					
Corporate Communications Charge	126	126	126	-	126
Corporate IT Charge	216	216	216	(47)	169
Corporate HR Charge	85	85	85	-	85
Health Charge	55	55	55	(55)	-
Works - Regional Environmental Lab Charge	110	130	130	(20)	110
Recovery - Works-General Tax	(10)	(10)	(10)	-	(10)
Recovery - Regional Environmental Lab	(40)	(36)	(36)	-	(36)
Inter-Departmental Transfers & Recoveries Subtotal	542	566	566	(122)	444
Gross Operating Expenses	6,080	6,833	7,066	(583)	6,483

**PROGRAM 11
ENGINEERING AND STAFF SUPPORT**



2017 Program Detail

**Works - Water Supply
System**

Detailed Cost of Program:	2016		2017		
(\$,000's)	Estimated Actuals	Approved Budget	Base Budget	Program Change	Proposed Budget
Tangible Capital Assets					
New	90	90	-	-	-
Replacement	66	66	84	-	84
Total Tangible Capital Assets	156	156	84	-	84
Total Expenses	6,236	6,989	7,150	(583)	6,567
Revenues					
Fees & Service Charges	(236)	(219)	(219)	(3)	(222)
Sale of Publications	(33)	(12)	(12)	(3)	(15)
Sundry Revenue	(197)	(166)	(166)	(40)	(206)
Total Revenues	(466)	(397)	(397)	(46)	(443)
Net Program Expenses	5,770	6,592	6,753	(629)	6,124

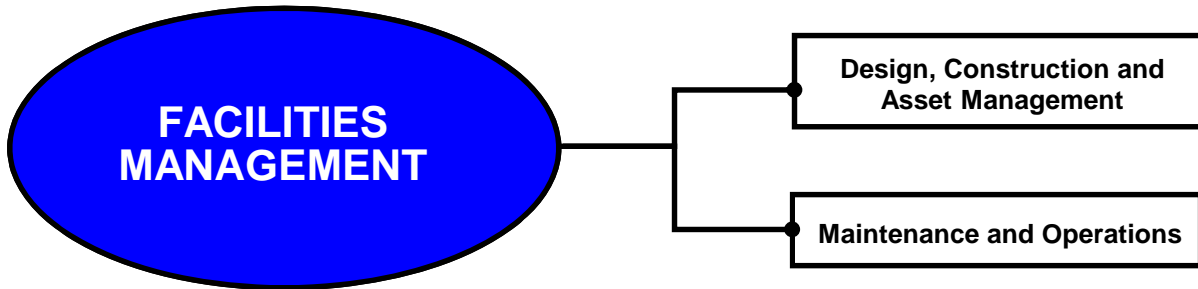
* Tangible Capital Assets are stated separately on the Program Summary

Net Program Expenses Per Above	6,124
Less: Tangible Capital Assets	(84)
Net Operating Program Expenses Per Program Summary	<u>6,040</u>



2017 Program Detail

Works - Water Supply System



Purpose:

- ◆ Provide overall lifecycle management for Regional facilities including:
 - ◆ Detailed design and construction of new facilities and leasehold improvements
 - ◆ Lifecycle maintenance planning and replacement strategies
 - ◆ Ongoing and preventative maintenance and overall operation of Regional facilities, properties and grounds through Regional and contracted forces
 - ◆ Centralized security services

Description of Program Activities:

The Region has 216 facilities with an estimated total area of 488,053 square metres (5.3 million square feet), which generate a significant number of repair and maintenance requests over the course of a year. Major Regional facilities with complex heating, ventilation and air conditioning systems and a large number of occupants create a unique and challenging environment for facility related work.

Facility Design, Construction and Asset Management Services

- ◆ The Design, Construction and Asset Management unit provides project management services for all facility capital construction and maintenance projects undertaken by the Region, including those delivered for Social Housing, Homes for the Aged and Durham Regional Police Service. The Design, Construction and Asset Management unit is responsible for managing all facets of facility construction projects from their inception through to completion
- ◆ Office design and staff relocation are constant demands on any organization. The Design, Construction and Asset Management unit provides expertise to plan, supervise and implement these changes in a timely and professional manner with minimal effect on staff and the delivery of their programs
- ◆ As facilities age, a greater amount of time and resources is required to maintain them in an acceptable, reliable operating condition, and retain the inherent asset value. The Design, Construction and Asset Management unit is responsible for the Region wide condition and inspection program, which identifies and prioritizes the work required on Regional facilities, providing a life cycle management approach to prioritize state of good repair investments



2017 Program Detail

**Works - Water Supply
System**

Description of Program Activities (continued):

- ◆ Services provided: Functional Review/Scope of Work determination; Budget estimates; Consultant selection; Council approvals as required; Design review oversight and management; Quotation and tenders; Construction management; Move/relocation management; Commissioning of facility; Warranty management; Project closeout; Post occupancy review; Leasehold renovations or office design and relocation services; Computer Assisted Drafting and Design (CAD) services; Long and short term accommodation studies; Maintain databases; Accommodation planning; Implementation of Interior Renovation; Furniture Management

Facility Maintenance and Operations

- ◆ Water Supply and Water Pollution Control Plants and Pumping Stations, Traffic, Maintenance and Transit Depots, Solid Waste/Recycling locations, Childcare Centres, Paramedic Stations and leased facilities require support, each with special facility maintenance and property needs based on the clientele and use
- ◆ All Regional facilities require service contracts to complement the daily operation of the facility so client programs may be delivered effectively, such as boiler/heating/air systems, elevators, backflow prevention, fire and life safety, ground maintenance and custodial/environmental services
- ◆ Services provided: Planned preventative maintenance; Contract administration; Occupant support; 24/7 Emergency response; Custodial services

Security Services

- ◆ In addition to the Region's 216 facilities, the Facilities Management division also looks after the security of the Regional Administration Headquarters building, including access control, security patrol and guard services, and CCTV installation, operation and maintenance
- ◆ Services provided: Security access control; Parking management; Response to Emergency Alarm System; Key control administration; Photo I.D. cards; 24/7 response to Security Systems Alarms

Description of Program Resources:

- ◆ 2017 Full Time Employees 19.292
- ◆ 2016 Full Time Employees 18.750

Two (2) Technical Assistants (0.542 FTEs)

Performance Measurements:

- ◆ Compliance with all building code standards
- ◆ Monitoring of costs
- ◆ Investigation and resolution of all requests/complaints

**PROGRAM 12
FACILITIES MANAGEMENT**



2017 Program Detail

**Works - Water Supply
System**

Detailed Cost of Program:	2016		2017		
(\$,000's)	Estimated Actuals	Approved Budget	Base Budget	Program Change	Proposed Budget
Operating Expenses					
Personnel Expenses	1,901	2,050	2,117	(9)	2,108
Payroll Maintenance Management - Recovery	(469)	(624)	(624)	-	(624)
Net Payroll Expenses	1,432	1,426	1,493	(9)	1,484
Personnel Related	52	66	66	5	71
Communications	17	32	33	(8)	25
Supplies	60	47	47	1	48
Utilities	131	154	167	12	179
Computer Maintenance & Operations	12	24	24	(7)	17
Materials & Services	78	83	83	-	83
Buildings & Grounds Operations	1,002	1,092	1,092	(9)	1,083
Equipment Maintenance & Repairs	92	103	103	-	103
Vehicle Operations	41	41	41	-	41
Professional Services	69	76	7	3	10
Contracted Services	179	225	296	(20)	276
Financial Expenses	770	770	785	-	785
Property Taxes	1,362	1,392	1,392	-	1,392
Major Repairs & Renovations	212	195	141	-	141
Operating Expenses Subtotal	5,509	5,726	5,770	(32)	5,738
Inter-Departmental Transfers & Recoveries					
Works - General Tax Charge	20	20	20	-	20
Works - Facilities Management Charge	502	623	624	-	624
Inter-Departmental Transfers & Recoveries Subtotal	522	643	644	-	644
Gross Operating Expenses	6,031	6,369	6,414	(32)	6,382
Tangible Capital Assets					
New	220	220	-	25	25
Replacement	740	740	791	654	1,445
Total Tangible Capital Assets	960	960	791	679	1,470
Total Expenses	6,991	7,329	7,205	647	7,852

**PROGRAM 12
FACILITIES MANAGEMENT**



2017 Program Detail

**Works - Water Supply
System**

Detailed Cost of Program:	2016		2017		
(\$,000's)	Estimated Actuals	Approved Budget	Base Budget	Program Change	Proposed Budget
Revenues					
Rents	(11)	-	-	(11)	(11)
Revenue from Municipalities	(36)	(18)	(18)	-	(18)
Total Revenues	(47)	(18)	(18)	(11)	(29)
Net Program Expenses	6,944	7,311	7,187	636	7,823

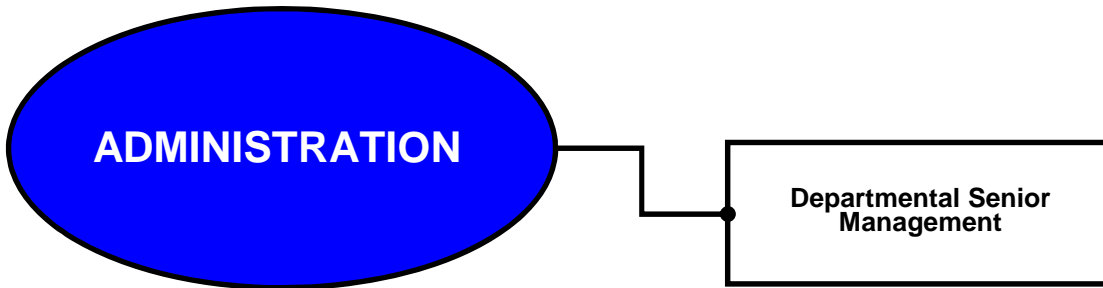
* Tangible Capital Assets are stated separately on the Program Summary

Net Program Expenses Per Above	7,823
Less: Tangible Capital Assets	<u>(1,470)</u>
Net Operating Program Expenses Per Program Summary	<u><u>6,353</u></u>



2017 Program Detail

**Works - Water Supply
System**



Purpose:

- ◆ Provide overall direction and strategic planning for the Works Department with respect to Planning, Design, Construction, Operation and Maintenance of the Region's Water Supply System
- ◆ To ensure that all legislated requirements are adhered to and all operations remain in compliance with regulatory bodies

Description of Program Activities:

- ◆ Advise the Committee of the Whole, Senior Management and Regional Council on all Works Department related matters
- ◆ Manage the operations of the Works Department through its divisions: Construction, Development Approvals, Engineering Planning and Studies, Environmental Services Design, Facilities Management, Financial Services, Maintenance Operations, Plants Operations, Transportation Design, Transportation Infrastructure, Traffic Engineering and Operations, Real Estate and Waste Management
- ◆ Represent the Region's interests with other groups, including Provincial Ministries, other Regions and interest groups
- ◆ Provide administrative support to the general operations and special activities of the Works Department
- ◆ Coordination of Committee of the Whole reports for presentation to Regional Council related to the Water Supply System

Description of Program Resources:

- ◆ 2017 Full Time Employees 1.600
- ◆ 2016 Full Time Employees 1.600

**PROGRAM 13
ADMINISTRATION**



2017 Program Detail

**Works - Water Supply
System**

Detailed Cost of Program: (\$,000's)	2016		2017		
	Estimated Actuals	Approved Budget	Base Budget	Program Change	Proposed Budget
Operating Expenses					
Personnel Expenses	290	277	289	-	289
Personnel Related	6	8	8	-	8
Net Program Expenses	296	285	297	-	297

**PROGRAM 14
TANGIBLE CAPITAL ASSETS PROGRAM SUMMARY**



2017 Business Plan

**Works - Water Supply
System**

By Program	2016		2017		
(\$,000's)	Estimated Actuals	Approved Budget	Base Budget	Program Change	Proposed Budget
Tangible Capital Assets:					
1W Facilities Management - New	220	220	-	25	25
2W - Replacement	680	680	748	654	1,402
3W Fleet/Equipment - New	182	182	-	352	352
4W - Replacement	944	944	454	205	659
5W Buildings - Replacement	60	60	43	-	43
6W Construction of Municipal Services	32,063	32,063	32,063	3,665	35,728
Tangible Capital Assets Subtotal	34,149	34,149	33,308	4,901	38,209
Tangible Capital Assets Revenue & Recoveries:					
7W Fleet/Equip - Recovery from Reserve/Reserve Fund	(13)	(13)	-	-	-
Tangible Capital Assets Revenue & Recoveries Subtotal	(13)	(13)	-	-	-
Net Tangible Capital Assets Program Expenses	34,136	34,136	33,308	4,901	38,209
Summary of Increase (Decrease)			(\$828)		\$4,073
			-2.43%		11.93%

TANGIBLE CAPITAL ASSETS - NEW



2017 Program Detail

Works - Water Supply Systems

Program Detail Page	Location	Item Description	Item #	New or Replace	Qty	Unit Cost	Gross Total Cost	Water Total	Other Financing	Net Water
05. Depot Operations	Ajax Depot	1/2 Ton Extended Cab Pickup 4x4	204	N	1	\$ 47,000	\$47,000	\$15,667	\$0	\$15,667
		Utility Trailer	210	N	1	\$ 16,000	\$16,000	\$8,000	\$0	\$8,000
	All Depots	Data Tablets with vehicle mount and software	225	N	3	\$ 3,500	\$10,500	\$3,500	\$0	\$3,500
	Orono Depot	Cargo Van-Stand Up Style Walkthrough Van	246	N	1	\$ 110,000	\$110,000	\$55,000	\$0	\$55,000
	Sunderland Depot	Network Upgrade	332	N	1	\$ 60,000	\$60,000	\$20,000	\$0	\$20,000
07. Plants Central	Water Supply Plants	Regulatory and Operational Reporting System	163	N	1	\$ 250,000	\$250,000	\$250,000	\$0	\$250,000
12. Facilities Management	Sunderland Depot	Install power gate	334	N	1	\$ 75,000	\$75,000	\$25,000	\$0	\$25,000
Grand Total							\$568,500	\$377,167	\$0	\$377,167

Tangible Capital Asset Program Summary

1W Facilities Management - New	25,000
3W Fleet/Equipment - New	352,167
	<u><u>377,167</u></u>



2017 Program Detail

TANGIBLE CAPITAL ASSETS - REPLACEMENT

Works - Water Supply Systems

Program Detail Page	Location	Item Description	Item #	New or Replace	Qty	Unit Cost	Gross Total Cost	Water Total	Other Financing	Net Water
06. Plants East	Plants East	Pump / Motor / Mixer Repair / Replacement	135	R	1	\$ 50,000	\$50,000	\$50,000	\$0	\$50,000
07. Plants Central	Ajax WSP	Servers\Networking equipment\Radio\WAN devices	19	N	1	\$ 125,100	\$125,100	\$125,100	\$0	\$125,100
		Uninterrupted Power Supply (UPS) Replacement	23	R	1	\$ 50,000	\$50,000	\$50,000	\$0	\$50,000
	Oshawa WSP	Agitator Valves	107	R	1	\$ 30,000	\$30,000	\$30,000	\$0	\$30,000
		Motor Control Centre Low Lift Area	353	N	1	\$ 80,000	\$80,000	\$80,000	\$0	\$80,000
	Plants Central	Sodium Hypochlorite Replacements	122	R	4	\$ 60,000	\$240,000	\$240,000	\$0	\$240,000
11. Engineering & Staff Support	Financial Services	Desktop Computer & Monitor Refresh	12	R	45	\$ 1,007	\$45,315	\$9,399	\$0	\$9,399
		Laptop Computer & Monitor Refresh	15	R	24	\$ 1,756	\$42,144	\$14,634	\$0	\$14,634
		Power Laptop & Monitor Refresh	14	R	31	\$ 2,810	\$87,110	\$14,050	\$0	\$14,050
		Power Workstation & Monitor Refresh	13	R	27	\$ 2,103	\$56,781	\$5,257	\$0	\$5,257
		Tablet Computer Refresh	16	R	51	\$ 3,382	\$172,482	\$40,587	\$0	\$40,587
12. Facilities Management	Ajax Depot	Replace Ford Smith 36,000 lb. FS-10 Inground hoist	208	N	1	\$ 350,000	\$350,000	\$116,667	\$0	\$116,667
		Voice Over Internet Protocol (VoIP) Phone System	223	N	1	\$ 140,000	\$140,000	\$46,667	\$0	\$46,667
	Ajax WSP	Fire Suppression System in Control & Server Rooms	24	R	1	\$ 43,000	\$43,000	\$43,000	\$0	\$43,000
	Bowmanville WSP	Replacement of high lift and low lift area dehumidifier	28	N	1	\$ 360,000	\$360,000	\$360,000	\$0	\$360,000
	Orono Depot	Widen entrance to west salt dome	248	N	1	\$ 130,000	\$130,000	\$43,333	\$0	\$43,333
	Oshawa WSP	Boiler & Heating System Replacement	113	R	1	\$ 647,500	\$647,500	\$647,500	\$0	\$647,500
	Oshawa/Whitby Depot	Replace Ford Smith 15,000 lb. Hoist	302	N	1	\$ 108,000	\$108,000	\$36,000	\$0	\$36,000
		Replace RVL 40,000 lb. Hoist	293	N	1	\$ 103,333	\$103,333	\$51,667	\$0	\$51,667
	Pumping Stations - Central	Access Ladders and Fall Protection Anchor Points	146	R	1	\$ 100,000	\$100,000	\$100,000	\$0	\$100,000
Grand Total							\$2,960,765	\$2,103,861	\$0	\$2,103,861

Tangible Capital Asset Program Summary

2W Facilities Management - Replacement	1,401,834
4W Fleet/Equipment - Replacement	659,027
5W Buildings - Replacement	43,000
	<u>2,103,861</u>

**PROGRAM 6W
TCA - CONSTRUCTION**



2017 Program Detail

Works - Water Supply System

Detailed Cost of Program:	2016		2017		
(\$,000's)	Estimated Actuals	Approved Budget	Base Budget	Program Change	Proposed Budget
Tangible Capital Assets					
Capital Fund Contribution	32,063	32,063	32,063	3,665	35,728
Total Tangible Capital Assets	32,063	32,063	32,063	3,665	35,728

2017 Construction Program - Water Supply

Project Description	DC Item No.	EA Land Design Const.	Gross Cost A	Grant/ Subsidy/ Other B	Cost Expenditure Attribution (\$000,'s)							
					User Revenue		Commercial Development Charges E	Residential Development Charges F	New Institutional Charges G	New Industrial Charges H	Asset Management Reserve Fund I	
					Benefit to Existing C	Total User Revenue D						
A LINEAR INFRASTRUCTURE												
Regional Road Program												
* 2 R.R. 17 (Main St.) from Mills St. to Taunton Rd., Orono		C	1,120.000	0.000	1,120.000	1,120.000	0.000	0.000	0.000	0.000	0.000	0.000
* 4 R.R.25 (Consumers Dr) ext from E of Thickson Rd to Thornton Rd O/W		C	1,100.000	825.000	275.000	275.000	0.000	0.000	0.000	0.000	0.000	0.000
11 R.R. 57 (Martin Rd.) from Baseline Rd. to Nash Rd., Bowmanville		D	25.000	0.000	25.000	25.000	0.000	0.000	0.000	0.000	0.000	0.000
15 R.R. 60 (Wentworth St.) from Simcoe St. to Farewell St., Oshawa		D	20.000	0.000	20.000	20.000	0.000	0.000	0.000	0.000	0.000	0.000
16 Hwy 12 (Brock St) from Manning Rd. to Rossland Rd., Whitby		D	15.000	0.000	15.000	15.000	0.000	0.000	0.000	0.000	0.000	0.000
Sub-total			2,280.000	825.000	1,455.000	1,455.000	0.000	0.000	0.000	0.000	0.000	0.000
Area Municipality Road Programs												
18A City of Pickering Road Program		D,C	0.000	0.000	0.000	0.000	0.000	0.000	0.000	0.000	0.000	0.000
18B Town of Ajax Road Program		D,C	850.000	0.000	850.000	850.000	0.000	0.000	0.000	0.000	0.000	0.000
18C Town of Whitby Road Program		D,C	1,930.000	1,125.000	805.000	805.000	0.000	0.000	0.000	0.000	0.000	0.000
18D City of Oshawa Road Program		D,C	1,410.000	0.000	1,410.000	1,410.000	0.000	0.000	0.000	0.000	0.000	0.000
18E Municipality of Clarington Road Program		D,C	290.000	0.000	290.000	290.000	0.000	0.000	0.000	0.000	0.000	0.000
18F Township of Scugog Road Program		D,C	0.000	0.000	0.000	0.000	0.000	0.000	0.000	0.000	0.000	0.000
18G Township of Uxbridge Road Program		D,C	0.000	0.000	0.000	0.000	0.000	0.000	0.000	0.000	0.000	0.000
18H Township of Brock Road Program		D,C	0.000	0.000	0.000	0.000	0.000	0.000	0.000	0.000	0.000	0.000
18i Allowance for unknown requirements in conjunction with area municipality road programs		D,C	200.000	0.000	200.000	200.000	0.000	0.000	0.000	0.000	0.000	0.000
Sub-total			4,680.000	1,125.000	3,555.000	3,555.000	0.000	0.000	0.000	0.000	0.000	0.000
MTO & GO Transit projects												
Sub-total			0.000	0.000	0.000	0.000	0.000	0.000	0.000	0.000	0.000	0.000
Betterments/Replacement												
20 Works deficiencies independent of road programs in various locations		D,C	760.000	0.000	760.000	760.000	0.000	0.000	0.000	0.000	0.000	0.000
21 Rehabilitation of existing watermains in various locations		D,C	4,600.000	2,250.000	2,350.000	2,350.000	0.000	0.000	0.000	0.000	0.000	0.000
26 Replacement of wm on Westney Rd. from Monarch to Harwood, Ajax		D,C	320.000	0.000	0.000	0.000	0.000	0.000	0.000	0.000	0.000	320.000
31 Replacement of FM crossing Hwy 401 east of Brock St., Whitby		C	1,600.000	1,200.000	400.000	400.000	0.000	0.000	0.000	0.000	0.000	0.000
41 Replacement of wm Lloyd St. from Centre St. to Simcoe St., Oshawa		D,C	300.000	0.000	0.000	0.000	0.000	0.000	0.000	0.000	0.000	300.000
44 Replacement of FM on RR 22 (Bloor St) from Grandview to Townline, O		C	2,000.000	1,500.000	0.000	0.000	0.000	0.000	0.000	0.000	0.000	500.000
45 Replacement of wm on Durham St. from Gibb St. to deadend, Oshawa		C	30.000	0.000	0.000	0.000	0.000	0.000	0.000	0.000	0.000	30.000
46 Replacement of wm on Farewell St. from CNR to Bloor St., Oshawa		D,C	470.000	0.000	0.000	0.000	0.000	0.000	0.000	0.000	0.000	470.000
50 Replacement of wm on Adelaide from Mary St N to French St, Oshawa		C	720.000	0.000	0.000	0.000	0.000	0.000	0.000	0.000	0.000	720.000
51 Replacement of wm on Oxford St from Stone St to Dwight Ave, Oshawa		D	85.000	0.000	0.000	0.000	0.000	0.000	0.000	0.000	0.000	85.000
52 Replacement of wm on Lakeview Park Ave., Oshawa		D	60.000	0.000	0.000	0.000	0.000	0.000	0.000	0.000	0.000	60.000
63 Replacement of wm on North St from Grady Dr to N of CPR, Newcastle		C	880.000	0.000	880.000	880.000	0.000	0.000	0.000	0.000	0.000	0.000
70 Scugog Line 6 from Hwy 12 to 565 m W of Hwy 7A, Scugog		C	1,250.000	630.000	620.000	620.000	0.000	0.000	0.000	0.000	0.000	0.000
Sub-total			13,075.000	5,580.000	5,010.000	5,010.000	0.000	0.000	0.000	0.000	0.000	2,485.000
System Expansion												

2017 Construction Program - Water Supply

Project Description	DC Item No.	EA Land Design Const.	Gross Cost A	Grant/ Subsidy/ Other B	Cost Expenditure Attribution (\$000,'s)						
					User Revenue		Commercial Development Charges E	Residential Development Charges F	New Institutional Charges G	New Industrial Charges H	Asset Management Reserve Fund I
					Benefit to Existing C	Total User Revenue D					
79 Zone 3 WM crossing Lynde Creek from Way St. to 250 m E, Brooklin	230	C	780.000	0.000	0.000	0.000	21.060	684.840	3.120	70.980	0.000
88 Zone 1 FM on Bloor St. from Stevenson Rd. to Wilson Rd., Oshawa	220	C	2,000.000	0.000	0.000	0.000	54.000	1,756.000	8.000	182.000	0.000
* 110 Zone 1 FM on Toronto St from Newcastle WPCP to King, Newcastle	318	C	4,500.000	0.000	225.000	225.000	115.263	3,753.450	17.211	389.076	0.000
* 114 FM on Scugog Line 3 from Simcoe to Old Simcoe, Port Perry	402	C	1,300.000	0.000	1,109.550	1,109.550	5.148	167.180	0.767	17.355	0.000
Sub-total			8,580.000	0.000	1,334.550	1,334.550	195.471	6,361.470	29.098	659.411	0.000
Other Linear Infrastructure											
115 Replacement of meters		C	3,100.000	0.000	3,100.000	3,100.000	0.000	0.000	0.000	0.000	0.000
* 116 Design - Replacement of Polybutylene service connections		D,C	18,427.646	4,145.735	12,473.912	12,473.912	0.000	0.000	0.000	0.000	1,808.000
117 Depots - Replacement of Polybutylene service connections		C	1,600.000	0.000	1,600.000	1,600.000	0.000	0.000	0.000	0.000	0.000
118 Design - Replacement of lead service connections		D,C	800.000	0.000	800.000	800.000	0.000	0.000	0.000	0.000	0.000
119 Replacement of valves		C	150.000	0.000	150.000	150.000	0.000	0.000	0.000	0.000	0.000
120 Replacement of hydrants		C	150.000	0.000	150.000	150.000	0.000	0.000	0.000	0.000	0.000
Sub-total			24,227.646	4,145.735	18,273.912	18,273.912	0.000	0.000	0.000	0.000	1,808.000
B BUILDINGS											
* 121 Regional Environmental Laboratory Upgrades, Pickering	708	D	200.000	100.000	0.000	0.000	2.700	87.800	0.400	9.100	0.000
* 122 Seaton Zone 4 Reservoir and Zone 5 pumping station, Pickering		D	1,200.000	1,100.000	100.000	100.000	0.000	0.000	0.000	0.000	0.000
* 133 Oshawa WSP - Plant No. 1 Filter Rehabilitation		C	3,200.000	2,400.000	800.000	800.000	0.000	0.000	0.000	0.000	0.000
* 158 Wellhead protection at Regional well sites		D,C	800.000	0.000	800.000	800.000	0.000	0.000	0.000	0.000	0.000
Sub-total			5,400.000	3,600.000	1,700.000	1,700.000	2.700	87.800	0.400	9.100	0.000
C MACHINERY AND EQUIPMENT											
* 160 New diesel generator at the Ajax WSP		D	200.000	0.000	200.000	200.000	0.000	0.000	0.000	0.000	0.000
163 Whitby WSP - dechlorination equipment		D,C	400.000	300.000	100.000	100.000	0.000	0.000	0.000	0.000	0.000
* 165 Orono Standby Power replacement, Orono		C	400.000	0.000	400.000	400.000	0.000	0.000	0.000	0.000	0.000
* 166 Orono Standpipe - recoating, Orono		D	60.000	0.000	60.000	60.000	0.000	0.000	0.000	0.000	0.000
* 167 Sunderland WSS - water quality and operational review		D	400.000	0.000	400.000	400.000	0.000	0.000	0.000	0.000	0.000
* 169 Automatic bulk water dispensing system		D,C	600.000	0.000	600.000	600.000	0.000	0.000	0.000	0.000	0.000
170 Fuel tank compliance		C	1,000.000	0.000	1,000.000	1,000.000	0.000	0.000	0.000	0.000	0.000
Sub-total			3,060.000	300.000	2,760.000	2,760.000	0.000	0.000	0.000	0.000	0.000
D IT INFRASTRUCTURE											
Sub-total			0.000	0.000	0.000	0.000	0.000	0.000	0.000	0.000	0.000
E ALLOWANCES AND OTHER PROVISIONS											
177 Allowance for acquisition of easements		L	150.000	0.000	150.000	150.000	0.000	0.000	0.000	0.000	0.000
178 Allowance for engineering studies		D,C	100.000	0.000	100.000	100.000	0.000	0.000	0.000	0.000	0.000
179 Allowance for CTC Source Water Protection Plan Related		D	300.000	0.000	300.000	300.000	0.000	0.000	0.000	0.000	0.000
180 Preliminary Engineering		D	100.000	0.000	100.000	100.000	0.000	0.000	0.000	0.000	0.000
181 Allowance for sundry extensions as per council policy		D,C	15.000	0.000	15.000	15.000	0.000	0.000	0.000	0.000	0.000

2017 Construction Program - Water Supply

Project Description	DC Item No.	EA Land Design Const.	Gross Cost A	Grant/ Subsidy/ Other B	Cost Expenditure Attribution (\$000,'s)						
					User Revenue		Commercial Development Charges E	Residential Development Charges F	New Institutional Charges G	New Industrial Charges H	Asset Management Reserve Fund I
					Benefit to Existing C	Total User Revenue D					
182 Allowance for unknown requirements		D,C	100.000	0.000	100.000	100.000	0.000	0.000	0.000	0.000	0.000
183 Allowance for Regional share for works in conjunction with residential subdivision development	708	D,C	1,460.000	0.000	0.000	0.000	39.420	1,281.880	5.840	132.860	0.000
184 Allowance for Regional share for works in conjunction with non-residential development	706	D,C	400.000	0.000	0.000	0.000	10.800	351.200	1.600	36.400	0.000
185 Well interference works		D	400.000	0.000	0.000	0.000	0.000	400.000	0.000	0.000	0.000
Sub-total			3,025.000	0.000	765.000	765.000	50.220	2,033.080	7.440	169.260	0.000
Total Cost Attribution			64,327.646	15,575.735	34,853.462	34,853.462	248.391	8,482.350	36.938	837.771	4,293.000
DC Revenue Shortfall to be financed from User Revenue											
New Institutional Charges and New Industrial Charges						874.709	0.000	0.000	-36.938	-837.771	0.000
Total financing						35,728.171	248.391	8,482.350	0.000	0.000	4,293.000
Clean Water and Wastewater Fund:											
R.R.25 (Consumers Dr) ext from E of Thickson Rd to Thornton Rd O/W (Item No. 4)				825.000	0.000	0.000	0.000	0.000	0.000	0.000	0.000
Town of Whitby Road Program (Item No. 18C)				1,125.000	0.000	0.000	0.000	0.000	0.000	0.000	0.000
Rehabilitation of existing watermains in various locations (Item No. 21)				2,250.000	0.000	0.000	0.000	0.000	0.000	0.000	0.000
Replacement of FM crossing Hwy 401 east of Brock St., Whitby (Item No. 31)				1,200.000							
Replacement of FM on RR 22 (Bloor St) from Grandview to Townline, O (Item No. 44)				1,500.000							
Design - Replacement of Polybutylene service connections (Item No. 116)				4,145.735	0.000	0.000	0.000	0.000	0.000	0.000	0.000
Oshawa WSP - Plant No. 1 Filter Rehabilitation (Item No. 133)				2,400.000	0.000	0.000	0.000	0.000	0.000	0.000	0.000
Whitby WSP - dechlorination equipment (Item No. 163)				300.000							
Subtotal:				13,745.735							
Small Communities Fund											
Scugog Line 6 from Highway 12 to 565 m west of Highway 7A, Scugog (Item No. 70)				630.000	0.000	0.000	0.000	0.000	0.000	0.000	0.000
Subtotal:				630.000							
Other Financing - Seaton Landowners											
Seaton Zone 4 Reservoir and Zone 5 pumping station, Pickering (Item No. 122)				1,100.000	0.000	0.000	0.000	0.000	0.000	0.000	0.000
Subtotal:				1,100.000							
Other Financing - Regional Municipality of York:											
Regional Environmental Laboratory Upgrades (Item No. 121)				100.000	0.000	0.000	0.000	0.000	0.000	0.000	0.000
Subtotal:				100.000							
Total financing (including available Development Charge financing)						35,728.171	248.391	8,482.350	0.000	0.000	4,293.000

* Indicates Capital project requires prior and/or future funding commitments. Refer to Construction of Municipal Services detail sheet.

2018 Construction Program - Water Supply

Project Description	DC Item No.	EA Land Design Const.	Gross Cost A	Grant/ Subsidy/ Other B	Cost Expenditure Attribution (\$000,'s)							
					User Revenue		Commercial Development Charges E	Residential Development Charges F	New Institutional Charges G	New Industrial Charges H	Asset Management Reserve Fund I	
					Benefit to Existing C	Total User Revenue D						
A LINEAR INFRASTRUCTURE												
Regional Road Program												
* 3 R.R. 22 (Victoria St.) from South Blair St. to E of Thickson Rd., Whitby		C	1,100	0.00	1,100.00	1,100.00	0.00	0.00	0.00	0.00	0.00	0.00
* 6 R.R. 33 (Harmony Rd.) from Rossland Rd. to Conlin Rd., Oshawa		C	260	0.00	0.00	0.00	7.02	228.28	1.04	23.66	0.00	0.00
9 R.R. 53 (Stevenson Rd.) from Hwy 401 to Bond St., Oshawa		D	100	0.00	100.00	100.00	0.00	0.00	0.00	0.00	0.00	0.00
12 R.R. 58 Manning Rd./Adelaide Ave. Intersection improvements		D	100	0.00	100.00	100.00	0.00	0.00	0.00	0.00	0.00	0.00
15 R.R. 60 (Wentworth St.) from Simcoe St. to Farewell St., Oshawa		D	130	0.00	130.00	130.00	0.00	0.00	0.00	0.00	0.00	0.00
17 Allowance for watermains in conjunction with Regional Roads		C	700	0.00	700.00	700.00	0.00	0.00	0.00	0.00	0.00	0.00
Sub-total			2,390	0.00	2,130.00	2,130.00	7.02	228.28	1.04	23.66	0.00	0.00
Area Municipality Road Programs												
18A City of Pickering Road Program		D,C	275	0.00	275.00	275.00	0.00	0.00	0.00	0.00	0.00	0.00
18B Town of Ajax Road Program		D,C	200	0.00	200.00	200.00	0.00	0.00	0.00	0.00	0.00	0.00
18C Town of Whitby Road Program		D,C	1,230	0.00	1,230.00	1,230.00	0.00	0.00	0.00	0.00	0.00	0.00
18D City of Oshawa Road Program		D,C	1,100	0.00	1,100.00	1,100.00	0.00	0.00	0.00	0.00	0.00	0.00
18E Municipality of Clarington Road Program		D,C	370	0.00	370.00	370.00	0.00	0.00	0.00	0.00	0.00	0.00
18F Township of Scugog Road Program		D,C	130	0.00	130.00	130.00	0.00	0.00	0.00	0.00	0.00	0.00
18G Township of Uxbridge Road Program		D,C	270	0.00	270.00	270.00	0.00	0.00	0.00	0.00	0.00	0.00
18H Township of Brock Road Program		D,C	250	0.00	250.00	250.00	0.00	0.00	0.00	0.00	0.00	0.00
18i Allowance for unknown requirements in conjunction with area municipality road programs		D,C	300	0.00	300.00	300.00	0.00	0.00	0.00	0.00	0.00	0.00
Sub-total			4,125	0.00	4,125.00	4,125.00	0.00	0.00	0.00	0.00	0.00	0.00
MTO & GO Transit projects												
* 19 Allowance for unknown requirements		D,C	100	0.00	100.00	100.00	0.00	0.00	0.00	0.00	0.00	0.00
Sub-total			100	0.00	100.00	100.00	0.00	0.00	0.00	0.00	0.00	0.00
Betterments/Replacement												
20 Works deficiencies independent of road programs in various locations		D,C	675	0.00	675.00	675.00	0.00	0.00	0.00	0.00	0.00	0.00
21 Rehabilitation of existing watermains in various locations		D,C	1,600	0.00	1,600.00	1,600.00	0.00	0.00	0.00	0.00	0.00	0.00
27 Replacement of wm on Cameron from Elizabeth to Windsor, Ajax		D,C	439	0.00	0.00	0.00	0.00	0.00	0.00	0.00	0.00	439.00
48 Replacement of wm on Harcourt Dr. from Florell Dr. to DE., Oshawa		C	300	0.00	0.00	0.00	0.00	0.00	0.00	0.00	0.00	300.00
49 Replacement of wm on Athol St from Simcoe St to Celina St, Oshawa		D,C	200	0.00	0.00	0.00	0.00	0.00	0.00	0.00	0.00	200.00
51 Replacement of wm on Oxford St from Stone St to Dwight Ave, O		C	1,000	0.00	0.00	0.00	0.00	0.00	0.00	0.00	0.00	1,000.00
52 Replacement of wm on Lakeview P Ave from Birchcliffe to Simcoe, O		C	561	0.00	0.00	0.00	0.00	0.00	0.00	0.00	0.00	561.00
69 Allowance for construction of services in unserved areas		C	200	0.00	200.00	200.00	0.00	0.00	0.00	0.00	0.00	0.00
Sub-total			4,975	0.00	2,475.00	2,475.00	0.00	0.00	0.00	0.00	0.00	2,500.00
System Expansion												
* 71 Zone 1 FM on Rossland Rd. from Church St. to Westney Rd, Ajax	18	C	5,925	2,095.08	0.00	0.00	103.10	3,362.44	15.41	348.98	0.00	0.00
* 73 Zone 1 FM on Harwood Ave from Rossland Rd. to Magill Dr., Ajax	105	D	800	299.68	0.00	0.00	13.52	439.28	2.00	45.52	0.00	0.00

2018 Construction Program - Water Supply

Project Description	DC Item No.	EA Land Design Const.	Gross Cost A	Grant/ Subsidy/ Other B	Cost Expenditure Attribution (\$000,'s)						
					User Revenue		Commercial Development Charges E	Residential Development Charges F	New Institutional Charges G	New Industrial Charges H	Asset Management Reserve Fund I
					Benefit to Existing C	Total User Revenue D					
88 Zone 1 FM on Bloor St. from Stevenson Rd. to Wilson Rd., Oshawa	220	C	4,900	0.00	0.00	0.00	132.30	4,302.20	19.60	445.90	0.00
* 90 Zone 3 FM on Conlin Rd. from Ritson Rd to Garrard Rd. PS., W/O		D	2,300	0.00	0.00	0.00	62.10	2,019.40	9.20	209.30	0.00
* 91 Zone 3 FM on Conlin Rd. from Ritson Rd. to Wilson Rd., Oshawa	229	C	3,700	0.00	0.00	0.00	99.90	3,248.60	14.80	336.70	0.00
* 96 Zone 4 FM from PS to Zone 4 Reservoir, Oshawa	242	D	1,000	0.00	0.00	0.00	27.00	878.00	4.00	91.00	0.00
* 99 Zone 2 FM on Bloor St. from Townline Rd. to Trulls Rd., Courtice	226	D	400	0.00	20.00	20.00	10.24	333.64	1.52	34.60	0.00
* 100 Courtice Zone 1 feedermain - Phase 3 Courtice		C	3,900	0.00	0.00	0.00	105.30	3,424.20	15.60	354.90	0.00
* 101 Zone 1 FM on Baseline Rd. from Prestonvale Rd. to Trulls Rd., C	222	D	200	0.00	0.00	0.00	5.40	175.60	0.80	18.20	0.00
* 104 Zone 1 FM on Lambs Rd. from Hwy 2 to Liberty Res, Bowmanville	307	C	11,600	0.00	0.00	0.00	313.20	10,184.80	46.40	1,055.60	0.00
* 108 Zone 2 FM on Third Concession Rd. from Middle Rd. to Mearns, CL	310	C	3,400	0.00	0.00	0.00	91.80	2,985.20	13.60	309.40	0.00
* 112 Zone 1 FM on King St. from Rudell Rd to 200m W of North St., N	317	C	985	0.00	0.00	0.00	26.60	864.83	3.94	89.64	0.00
Sub-total			39,110	2,394.76	20.00	20.00	990.45	32,218.19	146.87	3,339.74	0.00
Other Linear Infrastructure											
115 Replacement of meters		C	3,100	0.00	3,100.00	3,100.00	0.00	0.00	0.00	0.00	0.00
* 116 Design - Replacement of Polybutylene service connections		D,C	13,300	0.00	12,007.00	12,007.00	0.00	0.00	0.00	0.00	1,293.00
117 Depots - Replacement of Polybutylene service connections		C	1,400	0.00	1,400.00	1,400.00	0.00	0.00	0.00	0.00	0.00
118 Depots - Replacement of Lead service connections		D,C	1,000	0.00	1,000.00	1,000.00	0.00	0.00	0.00	0.00	0.00
119 Replacement of valves		C	150	0.00	150.00	150.00	0.00	0.00	0.00	0.00	0.00
120 Replacement of hydrants		C	150	0.00	150.00	150.00	0.00	0.00	0.00	0.00	0.00
Sub-total			19,100	0.00	17,807.00	17,807.00	0.00	0.00	0.00	0.00	1,293.00
B BUILDINGS											
* 121 Regional Environmental Laboratory Upgrades, Pickering	708	C	2,950	1,475.00	0.00	0.000	39.825	1,295.050	5.900	134.225	0.00
* 122 Seaton Zone 4 Reservoir & Zone 5 Pumping Station, Pickering		D,C	18,200	18,100.00	100.00	100.00	0.00	0.00	0.00	0.00	0.00
* 123 Expansion of Ajax WSP, Ajax	100	EA	1,500	840.00	0.00	0.00	52.05	424.20	7.80	175.95	0.00
* 124 Ajax Zone 1 storage facility - 11 MLD	101	EA	500	0.00	0.00	0.00	13.50	439.00	2.00	45.50	0.00
135 Proposed Zone 4 pumping station at Harmony Rd. Reservoir, Oshawa	210	D	500	0.00	66.60	66.60	11.68	380.55	1.75	39.43	0.00
* 139 Proposed Oshawa Zone 4 Storage facility, Oshawa	208	D	850	0.00	113.22	113.22	19.86	646.94	2.97	67.02	0.00
* 142 Liberty St. Zone 1 reservoir and abandon existing elevated tank	301	C	11,200	0.00	4,441.92	4,441.92	182.56	5,933.760	26.88	614.88	0.00
* 146 Expansion of Newcastle WSP, Clarington	312	C	21,850	0.00	0.00	0.00	1,748.00	14,049.55	240.35	5,812.10	0.00
* 151 Alternative water source, Scugog	400	D	3,000	0.00	2,568.18	2,568.18	34.50	277.65	4.77	114.90	0.00
* 154 Expansion of Quaker Hill reservoir, Uxbridge	501	D	400	0.00	18.68	18.68	30.48	245.20	4.24	101.40	0.00
* 155 Sunderland New well and pumphouse, Brock	601	D	500	0.00	489.75	489.75	0.82	6.60	0.11	2.73	0.00
* 158 Wellhead protection at Regional well sites		D,C	800	0.00	800.00	800.00	0.00	0.00	0.00	0.00	0.00
Sub-total			62,250	20,415.00	8,598.35	8,598.35	2,133.27	23,698.49	296.76	7,108.13	0.00
C MACHINERY AND EQUIPMENT											
* 160 New diesel generator at the Ajax WSP		C	2,000	0.00	2,000.00	2,000.00	0.00	0.00	0.00	0.00	0.00
* 164 Oshawa WSP - Valve Chamber Upgrades		D	100	0.00	100.00	100.00	0.00	0.00	0.00	0.00	0.00
* 166 Orono Standpipe - recoating, Orono		D,C	615	0.00	615.00	615.00	0.00	0.00	0.00	0.00	0.00
* 168 Sunderland Standpipe - recoating, Sunderland		D	75	0.00	75.00	75.00	0.00	0.00	0.00	0.00	0.00
* 169 Automatic bulk water dispensing system		D,C	300	0.00	300.00	300.00	0.00	0.00	0.00	0.00	0.00
Sub-total			3,090	0.00	3,090.00	3,090.00	0.00	0.00	0.00	0.00	0.00
D IT INFRASTRUCTURE											

2018 Construction Program - Water Supply

Project Description	DC Item No.	EA Land Design Const.	Gross Cost A	Grant/ Subsidy/ Other B	Cost Expenditure Attribution (\$000,'s)						
					User Revenue		Commercial Development Charges E	Residential Development Charges F	New Institutional Charges G	New Industrial Charges H	Asset Management Reserve Fund I
					Benefit to Existing C	Total User Revenue D					
* 171 Plant SCADA system upgrades	700	C	5,000	0.00	3,150.00	3,150.00	148.00	1,189.50	20.50	492.00	0.00
Sub-total			5,000	0.00	3,150.00	3,150.00	148.00	1,189.50	20.50	492.00	0.00
E ALLOWANCES AND OTHER PROVISIONS											
173 Emergency Planning Updating Requirements		D	100	0.00	100.00	100.00	0.00	0.00	0.00	0.00	0.00
174 Asset Condition Assessments - Vertical Reports		D	300	0.00	0.00	0.00	0.00	0.00	0.00	0.00	300.00
175 Asset Condition Assessment/Investigation Large transmission pipe		D	200	0.00	0.00	0.00	0.00	0.00	0.00	0.00	200.00
176 Master Planning energy management		D	200	0.00	200.00	200.00	0.00	0.00	0.00	0.00	0.00
177 Allowance for acquisition of easements		L	150	0.00	150.00	150.00	0.00	0.00	0.00	0.00	0.00
178 Allowance for engineering studies		D,C	150	0.00	150.00	150.00	0.00	0.00	0.00	0.00	0.00
180 Preliminary Engineering		D	100	0.00	100.00	100.00	0.00	0.00	0.00	0.00	0.00
181 Allowance for sundry extensions as per council policy		D,C	15	0.00	15.00	15.00	0.00	0.00	0.00	0.00	0.00
182 Allowance for unknown requirements		D,C	100	0.00	100.00	100.00	0.00	0.00	0.00	0.00	0.00
183 Allowance for Regional share for works in conjunction with residential subdivision development	708	D,C	1,460	0.00	0.00	0.00	39.42	1,281.88	5.84	132.86	0.00
184 Allowance for Regional share for works in conjunction with non-residential development	706	D,C	400	0.00	0.00	0.00	10.80	351.20	1.60	36.40	0.00
185 Well interference works		D	400	0.00	0.00	0.00	0.00	400.00	0.00	0.00	0.00
Sub-total			3,575	0.00	815.00	815.00	50.22	2,033.08	7.44	169.26	500.00
Total Cost Attribution			143,715	22,809.76	42,310.35	42,310.35	3,328.96	59,367.54	472.61	11,132.79	4,293.00

* Indicates Capital project requires prior and/or future funding commitments. Refer to Construction of Municipal Services detail sheet.

2019 Construction Program - Water Supply

Project Description	DC Item No.	EA Land Design Const.	Gross Cost A	Grant/ Subsidy/ Other B	Cost Expenditure Attribution (\$000,'s)							
					User Revenue		Commercial Development Charges E	Residential Development Charges F	New Institutional Charges G	New Industrial Charges H	Asset Management Reserve Fund I	
					Benefit to Existing C	Total User Revenue D						
A LINEAR INFRASTRUCTURE												
Regional Road Program												
* 1 R.R. 14 (Liberty St.) from Baseline Rd. to King St., Bowmanville		D	300	0.00	300.00	300.00	0.00	0.00	0.00	0.00	0.00	0.00
13 R.R. 59 (Gibb St) from Stevenson Rd to Simcoe St, Oshawa		D	100	0.00	100.00	100.00	0.00	0.00	0.00	0.00	0.00	0.00
16 Hwy 12 (Brock St) from Manning Rd. to Rossland Rd., Whitby		C	125	0.00	125.00	125.00	0.00	0.00	0.00	0.00	0.00	0.00
17 Allowance for water mains in conjunction with Regional Roads		D,C	1,500	0.00	1,500.00	1,500.00	0.00	0.00	0.00	0.00	0.00	0.00
Sub-total			2,025	0.00	2,025.00	2,025.00	0.00	0.00	0.00	0.00	0.00	0.00
Area Municipality Road Programs												
18A City of Pickering Road Program		D,C	275	0.00	275.00	275.00	0.00	0.00	0.00	0.00	0.00	0.00
18B Town of Ajax Road Program		D,C	200	0.00	200.00	200.00	0.00	0.00	0.00	0.00	0.00	0.00
18C Town of Whitby Road Program		D,C	620	0.00	620.00	620.00	0.00	0.00	0.00	0.00	0.00	0.00
18D City of Oshawa Road Program		D,C	1,100	0.00	1,100.00	1,100.00	0.00	0.00	0.00	0.00	0.00	0.00
18E Municipality of Clarington Road Program		D,C	370	0.00	370.00	370.00	0.00	0.00	0.00	0.00	0.00	0.00
18F Township of Scugog Road Program		D,C	130	0.00	130.00	130.00	0.00	0.00	0.00	0.00	0.00	0.00
18G Township of Uxbridge Road Program		D,C	270	0.00	270.00	270.00	0.00	0.00	0.00	0.00	0.00	0.00
18H Township of Brock Road Program		D,C	250	0.00	250.00	250.00	0.00	0.00	0.00	0.00	0.00	0.00
18i Allowance for unknown requirements in conjunction with area municipality road programs		D,C	300	0.00	300.00	300.00	0.00	0.00	0.00	0.00	0.00	0.00
Sub-total			3,515	0.00	3,515.00	3,515.00	0.00	0.00	0.00	0.00	0.00	0.00
MTO & GO Transit projects												
* 19 Allowance for unknown requirements		D,C	100	0.00	100.00	100.00	0.00	0.00	0.00	0.00	0.00	0.00
Sub-total			100	0.00	100.00	100.00	0.00	0.00	0.00	0.00	0.00	0.00
Betterments/Replacement												
20 Works deficiencies independent of road programs in various locations		D,C	675	0.00	675.00	675.00	0.00	0.00	0.00	0.00	0.00	0.00
21 Rehabilitation of existing water mains in various locations		D,C	1,600	0.00	1,600.00	1,600.00	0.00	0.00	0.00	0.00	0.00	0.00
22 Replacement of wm on Rougemount Dr from Kingston Rd to 100m S, Pickering		D,C	180	0.00	0.00	0.00	0.00	0.00	0.00	0.00	0.00	180.00
32 Replacement of wm on RR 26 from William Smith to William Smith, Whitby		D,C	210	0.00	0.00	0.00	0.00	0.00	0.00	0.00	0.00	210.00
33 Replacement of wm on Thickson Rd from Nichol Ave to Bellwood Rd, Whitby		D,C	540	0.00	0.00	0.00	0.00	0.00	0.00	0.00	0.00	540.00
* 55 Replacement of wm on RR 16 from Valley Dr. to Kawartha Ave, Oshawa		D	120	0.00	0.00	0.00	0.00	0.00	0.00	0.00	0.00	120.00
56 Replacement of wm on RR 2A from King St to Brock St, Oshawa		D,C	700	0.00	0.00	0.00	0.00	0.00	0.00	0.00	0.00	700.00
57 Replacement of wm on Hwy 2 from Wilson Rd to Harmony Rd, Oshawa		D	100	0.00	0.00	0.00	0.00	0.00	0.00	0.00	0.00	100.00
63 Replacement of wm on North St. from N of CPR to Concession 3., Newcastle		D	60	0.00	60.00	60.00	0.00	0.00	0.00	0.00	0.00	0.00
64 Replacement of wm on Cameron St from 215 m E McRae, Cannington		D	100	0.00	0.00	0.00	0.00	0.00	0.00	0.00	0.00	100.00
* 65 WM to be abandoned on Simcoe St from Osborne St to John St, Beaverton		D,C	35	0.00	0.00	0.00	0.00	0.00	0.00	0.00	0.00	35.00
66 Replacement of wm on Franklin St. and Centre St., Beaverton		D,C	360	0.00	0.00	0.00	0.00	0.00	0.00	0.00	0.00	360.00
69 Allowance for construction of services in unserved areas		C	1,100	0.00	1,100.00	1,100.00	0.00	0.00	0.00	0.00	0.00	0.00
Sub-total			5,780	0.00	3,435.00	3,435.00	0.00	0.00	0.00	0.00	0.00	2,345.00
System Expansion												
* 73 Zone 1 Fm on Harwood Ave from Rossland Rd .to Magill Dr., Ajax	105	C	3,550	1,329.83	0.00	0.00	60.00	1,949.31	8.88	202.00	0.00	0.00

2019 Construction Program - Water Supply

Project Description	DC Item No.	EA Land Design Const.	Gross Cost A	Grant/ Subsidy/ Other B	Cost Expenditure Attribution (\$000,'s)						
					User Revenue		Commercial Development Charges E	Residential Development Charges F	New Institutional Charges G	New Industrial Charges H	Asset Management Reserve Fund I
					Benefit to Existing C	Total User Revenue D					
* 76 Zone 1 FM on Victoria St. from Thickson Rd to Thornton Rd., Whitby	217	C	12,000	0.00	600.00	600.00	307.20	10,009.20	45.60	1,038.00	0.00
* 80 Zone 3 FM on Conlin Rd from Anderson St to Garrard Rd. PS, Whitby	227	D	425	0.00	0.00	0.00	11.48	373.15	1.70	38.68	0.00
* 82 Zone 3 FM on Anderson St. from Conlin Rd. to Clair Ave., Whitby		D	490	0.00	0.00	0.00	13.23	430.22	1.96	44.59	0.00
* 83 Zone 4 FM on Thickson Rd. PS to Reservoir, Whitby	244	D	1,500	0.00	0.00	0.00	40.50	1,317.00	6.00	136.50	0.00
* 84 Zone 4 FM on Brawley Rd. from Duff Rd. to Ashburn Rd., Whitby		D	500	0.00	0.00	0.00	13.50	439.00	2.00	45.50	0.00
* 90 Zone 3 FM on Conlin Rd. from Ritson Rd. to Garrard Rd. PS., W/O	227	C	14,400	0.00	0.00	0.00	388.80	12,643.20	57.60	1,310.40	0.00
* 92 Zone 3 FM on Harmony Rd. from Taunton to 400 m S of Conlin, O	231	C	2,400	0.00	0.00	0.00	64.80	2,107.20	9.60	218.40	0.00
* 94 Zone 4 FM on Harmony Rd. from Greenhill to 400 m S Conlin Rd., O	237	C	620	0.00	0.00	0.00	16.74	544.36	2.48	56.42	0.00
* 99 Zone 2 FM on Bloor St from Townline Rd. to Trulls Rd., Courtice	226	C	2,950	0.00	147.50	147.50	75.52	2,460.60	11.21	255.18	0.00
* 101 Zone 1 FM on Baseline Rd from Trulls Rd to Prestonvale Rd., Courtice	222	C	1,600	0.00	0.00	0.00	43.20	1,404.80	6.40	145.60	0.00
* 102 Zone 1 FM on Prestonvale Rd from Baseline Rd to 950m N., Courtice	224	D	150	0.00	0.00	0.00	4.05	131.70	0.60	13.65	0.00
* 105 Zone 1 FM on Baseline Rd from Liberty St to RR 57, Bowmanville	308	D	400	0.00	20.00	20.00	10.24	333.64	1.52	34.60	0.00
Sub-total			40,985	1,329.83	767.50	767.50	1,049.25	34,143.37	155.55	3,539.51	0.00
Other Linear Infrastructure											
115 Replacement of meters		C	3,100	0.00	3,100.00	3,100.00	0.00	0.00	0.00	0.00	0.00
* 116 Design - Replacement of Polybutylene service connections		D,C	13,600	0.00	12,152.00	12,152.00	0.00	0.00	0.00	0.00	1,448.00
117 Depots - Replacement of Polybutylene service connections		C	1,200	0.00	1,200.00	1,200.00	0.00	0.00	0.00	0.00	0.00
118 Depots - Replacement of Lead service connections		D,C	1,000	0.00	1,000.00	1,000.00	0.00	0.00	0.00	0.00	0.00
119 Replacement of valves		C	150	0.00	150.00	150.00	0.00	0.00	0.00	0.00	0.00
120 Replacement of hydrants		C	150	0.00	150.00	150.00	0.00	0.00	0.00	0.00	0.00
Sub-total			19,200	0.00	17,752.00	17,752.00	0.00	0.00	0.00	0.00	1,448.00
B BUILDINGS											
* 126 Expansion of Whitby WSP, Whitby	200	C	134,121	0.00	7,752.16	7,752.16	10,112.69	81,250.20	1,394.85	33,610.60	0.00
* 127 Whitby WSP - Plant No. 1 upgrades		D	200	0.00	200.00	200.00	0.00	0.00	0.00	0.00	0.00
128 Proposed Zone 4 Pumping Station at Thickson Rd. Res, Whitby	214	EA	600	0.00	0.00	0.00	16.20	526.80	2.40	54.60	0.00
129 Garrard Rd. Zone 3 Water Pumping Station - upgrades, Whitby	209	D	125	0.00	0.00	0.00	3.38	109.75	0.50	11.38	0.00
131 Proposed Whitby Zone 4 Storage Facility	207	D	1,000	0.00	120.00	120.00	23.73	772.64	3.54	80.09	0.00
* 147 Proposed Zone 1 reservoir, Newcastle Clarington	313	D	900	0.00	48.78	48.78	22.95	747.36	3.43	77.48	0.00
148 Proposed Zone 2 Water Pumping Station, Newcastle	315	D	400	0.00	0.00	0.00	10.80	351.20	1.60	36.40	0.00
150 Proposed Orono storage facility, Clarington	314	EA	400	0.00	348.88	348.88	1.36	44.88	0.24	4.64	0.00
* 152 Port Perry storage facility - additional capacity	401	D	1,000	0.00	853.50	853.50	3.90	128.60	0.60	13.40	0.00
* 153 New Well and pumphouse, Uxbridge	500	D	500	0.00	23.35	23.35	38.10	306.50	5.30	126.75	0.00
* 154 Expansion of Quaker Hill reservoir, Uxbridge	501	C	3,400	0.00	158.78	158.78	259.08	2,084.20	36.04	861.90	0.00
* 155 Sunderland New well and pumphouse, Brock	601	C	3,850	0.00	3,771.04	3,771.04	6.31	50.78	0.87	21.00	0.00
* 156 New Well and pumphouse, Cannington	600	C	4,350	0.00	4,260.78	4,260.78	7.13	57.38	0.99	23.72	0.00
* 158 Wellhead protection at Regional well sites		D,C	800	0.00	800.00	800.00	0.00	0.00	0.00	0.00	0.00
Sub-total			151,646	0.00	18,337.27	18,337.27	10,505.62	86,430.29	1,450.37	34,921.95	0.00
C MACHINERY AND EQUIPMENT											
* 159 Finch Ave. Elevated Tank Recoating, Pickering		D	60	0.00	60.00	60.00	0.00	0.00	0.00	0.00	0.00
* 164 Oshawa WSP - Valve Chamber Upgrades		C	550	0.00	550.00	550.00	0.00	0.00	0.00	0.00	0.00
* 168 Sunderland Standpipe - recoating, Sunderland		C	650	0.00	650.00	650.00	0.00	0.00	0.00	0.00	0.00
* 169 Automatic bulk water dispensing system		D,C	440	0.00	440.00	440.00	0.00	0.00	0.00	0.00	0.00
Sub-total			1,700	0.00	1,700.00	1,700.00	0.00	0.00	0.00	0.00	0.00

2019 Construction Program - Water Supply

Project Description	DC Item No.	EA Land Design Const.	Gross Cost A	Grant/ Subsidy/ Other B	Cost Expenditure Attribution (\$000,'s)							
					User Revenue		Commercial Development Charges E	Residential Development Charges F	New Institutional Charges G	New Industrial Charges H	Asset Management Reserve Fund I	
					Benefit to Existing C	Total User Revenue D						
D IT INFRASTRUCTURE												
* 171 Plant SCADA system upgrades	700	C	2,240	0.00	1,411.20	1,411.20	66.30	532.90	9.18	220.42	0.00	
Sub-total			2,240	0.00	1,411.20	1,411.20	66.30	532.90	9.18	220.42	0.00	
E ALLOWANCES AND OTHER PROVISIONS												
174 Asset Condition Assessments - Vertical Reports		D	300	0.00	0.00	0.00	0.00	0.00	0.00	0.00	300.00	
175 Asset Condition Assessment/Investigation Large transmission pipe		D	200	0.00	0.00	0.00	0.00	0.00	0.00	0.00	200.00	
177 Allowance for acquisition of easements		L	150	0.00	150.00	150.00	0.00	0.00	0.00	0.00	0.00	
178 Allowance for engineering studies		D,C	150	0.00	150.00	150.00	0.00	0.00	0.00	0.00	0.00	
180 Preliminary Engineering		D	100	0.00	100.00	100.00	0.00	0.00	0.00	0.00	0.00	
181 Allowance for sundry extensions as per council policy		D,C	15	0.00	15.00	15.00	0.00	0.00	0.00	0.00	0.00	
182 Allowance for unknown requirements		D,C	100	0.00	100.00	100.00	0.00	0.00	0.00	0.00	0.00	
183 Allowance for Regional share for works in conjunction with residential subdivision development	708	D,C	1,460	0.00	0.00	0.00	39.42	1,281.88	5.84	132.86	0.00	
184 Allowance for Regional share for works in conjunction with non-residential development	706	D,C	400	0.00	0.00	0.00	10.80	351.20	1.60	36.40	0.00	
185 Well interference works		D	400	0.00	0.00	0.00	0.00	400.00	0.00	0.00	0.00	
Sub-total			3,275	0.00	515.00	515.00	50.22	2,033.08	7.44	169.26	500.00	
Total Cost Attribution			230,466	1,329.83	49,557.97	49,557.97	11,671.40	123,139.63	1,622.53	38,851.13	4,293.00	

* Indicates Capital project requires prior and/or future funding commitments. Refer to Construction of Municipal Services detail sheet.

2020 Construction Program - Water Supply

Project Description	DC Item No.	EA Land Design Const.	Gross Cost A	Grant/ Subsidy/ Other B	Cost Expenditure Attribution (\$000,'s)							
					User Revenue		Commercial Development Charges E	Residential Development Charges F	New Institutional Charges G	New Industrial Charges H	Asset Management Reserve Fund I	
					Benefit to Existing C	Total User Revenue D						
A LINEAR INFRASTRUCTURE												
Regional Road Program												
* 5 R.R. 26 (Thickson Rd.) from Wentworth St. to C.N.R. bridge, Whitby		C	176	0.00	176.00	176.00	0.00	0.00	0.00	0.00	0.00	0.00
8 R.R. 43 Cochrane St. from Ferguson St. to Bonacord Ave. Whitby		C	820	0.00	820.00	820.00	0.00	0.00	0.00	0.00	0.00	0.00
10 R.R. 53 (Stevenson Rd.) from Bond St. to Rossland Rd., Oshawa		D	100	0.00	100.00	100.00	0.00	0.00	0.00	0.00	0.00	0.00
* 11 R.R. 57 (Martin Rd.) from Baseline Rd. to Nash Rd., Bowmanville		C	105	0.00	105.00	105.00	0.00	0.00	0.00	0.00	0.00	0.00
12 R.R. 58 Manning Rd./Adelaide Ave. Intersection improvements		C	765	0.00	765.00	765.00	0.00	0.00	0.00	0.00	0.00	0.00
15 R.R. 60 (Wentworth St.) from Simcoe St. to Farewell St., Oshawa		C	1,160	0.00	1,160.00	1,160.00	0.00	0.00	0.00	0.00	0.00	0.00
Sub-total			3,126	0.00	3,126.00	3,126.00	0.00	0.00	0.00	0.00	0.00	0.00
Area Municipality Road Programs												
18A City of Pickering Road Program		D,C	275	0.00	275.00	275.00	0.00	0.00	0.00	0.00	0.00	0.00
18B Town of Ajax Road Program		D,C	200	0.00	200.00	200.00	0.00	0.00	0.00	0.00	0.00	0.00
18C Town of Whitby Road Program		D,C	620	0.00	620.00	620.00	0.00	0.00	0.00	0.00	0.00	0.00
18D City of Oshawa Road Program		D,C	1,100	0.00	1,100.00	1,100.00	0.00	0.00	0.00	0.00	0.00	0.00
18E Municipality of Clarington Road Program		D,C	370	0.00	370.00	370.00	0.00	0.00	0.00	0.00	0.00	0.00
18F Township of Scugog Road Program		D,C	130	0.00	130.00	130.00	0.00	0.00	0.00	0.00	0.00	0.00
18G Township of Uxbridge Road Program		D,C	270	0.00	270.00	270.00	0.00	0.00	0.00	0.00	0.00	0.00
18H Township of Brock Road Program		D,C	250	0.00	250.00	250.00	0.00	0.00	0.00	0.00	0.00	0.00
18i Allowance for unknown requirements in conjunction with area municipality road programs		D,C	300	0.00	300.00	300.00	0.00	0.00	0.00	0.00	0.00	0.00
Sub-total			3,515	0.00	3,515.00	3,515.00	0.00	0.00	0.00	0.00	0.00	0.00
MTO & GO Transit projects												
* 19 Allowance for unknown requirements		D,C	100	0.00	100.00	100.00	0.00	0.00	0.00	0.00	0.00	0.00
Sub-total			100	0.00	100.00	100.00	0.00	0.00	0.00	0.00	0.00	0.00
Betterments/Replacement												
20 Works deficiencies independent of road programs in various locations		D,C	720	0.00	720.00	720.00	0.00	0.00	0.00	0.00	0.00	0.00
21 Rehabilitation of existing water mains in various locations		D,C	1,600	0.00	1,600.00	1,600.00	0.00	0.00	0.00	0.00	0.00	0.00
25 Replacement of wm on Notion Rd from Kingston to 230 m S, Pickering		D,C	110	0.00	0.00	0.00	0.00	0.00	0.00	0.00	0.00	110.00
* 55 Replacement of wm on RR 16 from Valley Dr to Kawartha Ave, O		C	1,150	0.00	0.00	0.00	0.00	0.00	0.00	0.00	0.00	1,150.00
57 Replacement of wm on Hwy 2 from Wilson Rd to Harmony Rd, O		C	720	0.00	0.00	0.00	0.00	0.00	0.00	0.00	0.00	720.00
58 Replacement of wm on Hwy 2 from Harmony Rd to Kingsway, O		D	100	0.00	0.00	0.00	0.00	0.00	0.00	0.00	0.00	100.00
61 Replacement of wm on Port Darlington Rd. from Lake Rd. to WSP, B		D	300	0.00	300.00	300.00	0.00	0.00	0.00	0.00	0.00	0.00
62 Replacement of wm on Baseline Rd from Liberty Rd to Mearns Ave, B		D	100	0.00	0.00	0.00	0.00	0.00	0.00	0.00	0.00	100.00
63 Replacement of wm on North St. from N of CPR to Concession 3., N		C	1,140	0.00	1,140.00	1,140.00	0.00	0.00	0.00	0.00	0.00	0.00
69 Allowance for construction of services in unserved areas		C	1,150	0.00	1,150.00	1,150.00	0.00	0.00	0.00	0.00	0.00	0.00
Sub-total			7,090	0.00	4,910.00	4,910.00	0.00	0.00	0.00	0.00	0.00	2,180.00

2020 Construction Program - Water Supply

Project Description	DC Item No.	EA Land Design Const.	Gross Cost A	Grant/ Subsidy/ Other B	Cost Expenditure Attribution (\$000,'s)							
					User Revenue		Commercial Development Charges E	Residential Development Charges F	New Institutional Charges G	New Industrial Charges H	Asset Management Reserve Fund I	
					Benefit to Existing C	Total User Revenue D						
System Expansion												
* 76 Zone 1 FM from Whitby WSP to Victoria St./CNR, Whitby	215	C	11,500	0.00	575.00	575.00	294.40	9,592.15	43.70	994.75	0.00	
* 80 Zone 3 FM on Conlin Rd from Anderson St. to Garrard Rd PS, Whitby	227	C	3,950	0.00	0.00	0.00	106.65	3,468.10	15.80	359.45	0.00	
* 82 Zone 3 FM on Anderson St. from Conlin Rd. to Clair Ave, Whitby		C	4,510	0.00	0.00	0.00	121.77	3,959.78	18.04	410.41	0.00	
* 89 WM modifications in conjunction w/Harmony Creek sewer, Oshawa		C	145	0.00	145.00	145.00	0.00	0.00	0.00	0.00	0.00	
* 96 Zone 4 FM from PS to Zone 4 Reservoir, Oshawa	242	C	13,400	0.00	0.00	0.00	361.80	11,765.20	53.60	1,219.40	0.00	
* 102 Zone 1 FM on Prestonvale Rd from Baseline Rd to 950m N., Courtice	224	C	1,400	0.00	0.00	0.00	37.80	1,229.20	5.60	127.40	0.00	
* 103 Zone 1 FM on easement from Townline Rd to Prestonvale Rd, Courtice	223	D	150	0.00	0.00	0.00	4.05	131.70	0.60	13.65	0.00	
* 105 Zone 1 FM on Baseline Rd from Liberty St to RR 57, Bowmanville	308	C	4,450	0.00	222.50	222.50	113.92	3,711.75	16.91	384.93	0.00	
Sub-total			39,505	0.00	942.50	942.50	1,040.39	33,857.88	154.25	3,509.99	0.00	
Other Linear Infrastructure												
115 Replacement of meters		C	1,500	0.00	1,500.00	1,500.00	0.00	0.00	0.00	0.00	0.00	
* 116 Design - Replacement of Polybutylene service connections		D,C	13,800	0.00	12,187.00	12,187.00	0.00	0.00	0.00	0.00	1,613.00	
117 Depots - Replacement of Polybutylene service connections		C	1,000	0.00	1,000.00	1,000.00	0.00	0.00	0.00	0.00	0.00	
118 Depots - Replacement of Lead service connections		D,C	1,000	0.00	1,000.00	1,000.00	0.00	0.00	0.00	0.00	0.00	
119 Replacement of valves		C	150	0.00	150.00	150.00	0.00	0.00	0.00	0.00	0.00	
120 Replacement of hydrants		C	150	0.00	150.00	150.00	0.00	0.00	0.00	0.00	0.00	
Sub-total			17,600	0.00	15,987.00	15,987.00	0.00	0.00	0.00	0.00	1,613.00	
B BUILDINGS												
* 123 Expansion of Ajax WSP, Ajax	100	D	4,500	2,520.00	0.00	0.00	156.15	1,272.60	23.40	527.85	0.00	
* 124 Ajax Zone 1 storage facility - 11 MLD	101	D	500	0.00	0.00	0.00	13.50	439.00	2.00	45.50	0.00	
129 Garrard Rd. Zone 3 Water Pumping Station - upgrades , Whitby	209	C	1,160	0.00	0.00	0.00	31.32	1,018.48	4.64	105.56	0.00	
135 Proposed Zone 4 Pumping Station at Harmony Rd Res, Whitby	210	C	6,300	0.00	839.16	839.16	147.17	4,794.93	21.99	496.76	0.00	
* 139 Proposed Oshawa Zone 4 Storage facility, Oshawa	208	C	7,920	0.00	1,054.94	1,054.94	185.01	6,027.91	27.64	624.49	0.00	
* 151 Alternative water source, Scugog	400	C	15,500	0.00	13,269.55	13,269.55	178.25	1,435.30	24.80	592.10	0.00	
* 153 New Well and pumphouse, Uxbridge	500	C	3,000	0.00	140.10	140.10	228.60	1,839.00	31.80	760.50	0.00	
* 158 Wellhead protection at Regional well sites		D,C	800	0.00	800.00	800.00	0.00	0.00	0.00	0.00	0.00	
Sub-total			39,680	2,520.00	16,103.75	16,103.75	940.00	16,827.22	136.27	3,152.76	0.00	
C MACHINERY AND EQUIPMENT												
* 159 Finch Ave. Elevated Tank Recoating, Pickering		C	540	0.00	540.00	540.00	0.00	0.00	0.00	0.00	0.00	
* 169 Automatic bulk water dispensing system		D,C	440	0.00	440.00	440.00	0.00	0.00	0.00	0.00	0.00	
Sub-total			980	0.00	980.00	980.00	0.00	0.00	0.00	0.00	0.00	
D IT INFRASTRUCTURE												
Sub-total			0	0.00	0.00	0.00	0.00	0.00	0.00	0.00	0.00	
E ALLOWANCES AND OTHER PROVISIONS												

2020 Construction Program - Water Supply

Project Description	DC Item No.	EA Land Design Const.	Gross Cost A	Grant/ Subsidy/ Other B	Cost Expenditure Attribution (\$000,'s)						
					User Revenue		Commercial Development Charges E	Residential Development Charges F	New Institutional Charges G	New Industrial Charges H	Asset Management Reserve Fund I
					Benefit to Existing C	Total User Revenue D					
174 Asset Condition Assessments - Vertical Reports		D	300	0.00	0.00	0.00	0.00	0.00	0.00	0.00	300.00
175 Asset Condition Assessment/Investigation Large transmission pipe		D	200	0.00	0.00	0.00	0.00	0.00	0.00	0.00	200.00
177 Allowance for acquisition of easements		L	150	0.00	150.00	150.00	0.00	0.00	0.00	0.00	0.00
178 Allowance for engineering studies		D,C	150	0.00	150.00	150.00	0.00	0.00	0.00	0.00	0.00
180 Preliminary Engineering		D	100	0.00	100.00	100.00	0.00	0.00	0.00	0.00	0.00
181 Allowance for sundry extensions as per council policy		D,C	15	0.00	15.00	15.00	0.00	0.00	0.00	0.00	0.00
182 Allowance for unknown requirements		D,C	100	0.00	100.00	100.00	0.00	0.00	0.00	0.00	0.00
183 Allowance for Regional share for works in conjunction with residential subdivision development	708	D,C	1,460	0.00	0.00	0.00	39.42	1,281.88	5.84	132.86	0.00
184 Allowance for Regional share for works in conjunction with non-residential development	706	D,C	400	0.00	0.00	0.00	10.80	351.20	1.60	36.40	0.00
185 Well interference works		D	400	0.00	0.00	0.00	0.00	400.00	0.00	0.00	0.00
Sub-total			3,275	0.00	515.00	515.00	50.22	2,033.08	7.44	169.26	500.00
Total Cost Attribution			114,871	2,520.00	46,179.25	46,179.25	2,030.61	52,718.18	297.96	6,832.00	4,293.00

* Indicates Capital project requires prior and/or future funding commitments. Refer to Construction of Municipal Services detail sheet.

2021 Construction Program - Water Supply

Project Description	DC Item No.	EA Land Design Const.	Gross Cost A	Grant/ Subsidy/ Other B	Cost Expenditure Attribution (\$000,'s)							
					User Revenue		Commercial Development Charges E	Residential Development Charges F	New Institutional Charges G	New Industrial Charges H	Asset Management Reserve Fund I	
					Benefit to Existing C	Total User Revenue D						
A LINEAR INFRASTRUCTURE												
Regional Road Program												
* 1 R.R. 14 (Liberty St.) from Baseline Rd. to King St., Bowmanville		C	1,350	0.00	1,350.00	1,350.00	0.00	0.00	0.00	0.00	0.00	0.00
9 R.R. 53 (Stevenson Rd.) from Hwy 401 to Bond St., Oshawa		C	1,100	0.00	1,100.00	1,100.00	0.00	0.00	0.00	0.00	0.00	0.00
13 R.R. 59 (Gibb St.) from Stevenson Rd. to Simcoe St., Oshawa		C	775	0.00	775.00	775.00	0.00	0.00	0.00	0.00	0.00	0.00
Sub-total			3,225	0.00	3,225.00	3,225.00	0.00	0.00	0.00	0.00	0.00	0.00
Area Municipality Road Programs												
18A City of Pickering Road Program		D,C	275	0.00	275.00	275.00	0.00	0.00	0.00	0.00	0.00	0.00
18B Town of Ajax Road Program		D,C	200	0.00	200.00	200.00	0.00	0.00	0.00	0.00	0.00	0.00
18C Town of Whitby Road Program		D,C	620	0.00	620.00	620.00	0.00	0.00	0.00	0.00	0.00	0.00
18D City of Oshawa Road Program		D,C	1,100	0.00	1,100.00	1,100.00	0.00	0.00	0.00	0.00	0.00	0.00
18E Municipality of Clarington Road Program		D,C	370	0.00	370.00	370.00	0.00	0.00	0.00	0.00	0.00	0.00
18F Township of Scugog Road Program		D,C	130	0.00	130.00	130.00	0.00	0.00	0.00	0.00	0.00	0.00
18G Township of Uxbridge Road Program		D,C	270	0.00	270.00	270.00	0.00	0.00	0.00	0.00	0.00	0.00
18H Township of Brock Road Program		D,C	250	0.00	250.00	250.00	0.00	0.00	0.00	0.00	0.00	0.00
18i Allowance for unknown requirements in conjunction with area municipality road programs		D,C	600	0.00	600.00	600.00	0.00	0.00	0.00	0.00	0.00	0.00
Sub-total			3,815	0.00	3,815.00	3,815.00	0.00	0.00	0.00	0.00	0.00	0.00
MTO & GO Transit projects												
* 19 Allowance for unknown requirements		D,C	100	0.00	100.00	100.00	0.00	0.00	0.00	0.00	0.00	0.00
Sub-total			100	0.00	100.00	100.00	0.00	0.00	0.00	0.00	0.00	0.00
Betterments/Replacement												
20 Works deficiencies independent of road programs in various locations		D,C	760	0.00	760.00	760.00	0.00	0.00	0.00	0.00	0.00	0.00
21 Rehabilitation of existing watermains in various locations		D,C	1,600	0.00	1,600.00	1,600.00	0.00	0.00	0.00	0.00	0.00	0.00
42 Replacement of fm on Bloor St. from Cubert St to Oxford St, Oshawa		D,C	270	0.00	0.00	0.00	0.00	0.00	0.00	0.00	0.00	270.00
53 Replacement of wm on Adelaide from Kayser St to Prince St, Oshawa		D	80	0.00	0.00	0.00	0.00	0.00	0.00	0.00	0.00	80.00
62 Replacement of wm on Baseline Rd from Liberty Rd to Mearns Ave, B		C	1,000	0.00	0.00	0.00	0.00	0.00	0.00	0.00	0.00	1,000.00
64 Replacement of wm on Cameron St from 215 m E McRae, Cannington		C	1,000	0.00	0.00	0.00	0.00	0.00	0.00	0.00	0.00	1,000.00
* 68 Replacement of watermains in various locations		D,C	43	0.00	0.00	0.00	0.00	0.00	0.00	0.00	0.00	43.00
Sub-total			4,753	0.00	2,360.00	2,360.00	0.00	0.00	0.00	0.00	0.00	2,393.00
System Expansion												
* 74 Zone 2 FM on Taunton Rd. from William Jackson to Harwood, Ajax	108/10	D	1,400	0.00	0.00	0.00	37.80	1,229.20	5.60	127.40	0.00	0.00
* 76 Zone 1 FM on Victoria St. from CNR to Thicksn Rd. , Whitby	216	C	16,000	0.00	800.00	800.00	409.60	13,345.60	60.80	1,384.00	0.00	0.00
* 83 Zone 4 FM on Thicksn Rd. PS to Reservoir, Whitby	244	C	14,500	0.00	0.00	0.00	391.50	12,731.00	58.00	1,319.50	0.00	0.00
* 84 Zone 4 FM on Brawley Rd. from Duff Rd. to Ashburn Rd., Whitby		C	5,100	0.00	0.00	0.00	137.70	4,477.80	20.40	464.10	0.00	0.00
* 93 Zone 4 FM on Conlin Rd. from Harmony Rd. to Grandview St., Oshawa	238	D	100	0.00	0.00	0.00	2.70	87.80	0.40	9.10	0.00	0.00

2021 Construction Program - Water Supply

Project Description	DC Item No.	EA Land Design Const.	Gross Cost A	Grant/ Subsidy/ Other B	Cost Expenditure Attribution (\$000,'s)						
					User Revenue		Commercial Development Charges E	Residential Development Charges F	New Institutional Charges G	New Industrial Charges H	Asset Management Reserve Fund I
					Benefit to Existing C	Total User Revenue D					
* 95 Zone 4 FM on Harmony Rd from Conlin Rd to Z 4 PS, Oshawa	239	D	400	0.00	0.00	0.00	10.80	351.20	1.60	36.40	0.00
* 103 Zone 1 FM on easement from Townline Rd to Prestonvale Rd, Courtice	223	C	1,400	0.00	0.00	0.00	37.80	1,229.20	5.60	127.40	0.00
* 111 Zone 1 feedermain from Arthur St Res to New Zone 1 Res., Newcastle	319	C	2,550	0.00	0.00	0.00	68.85	2,238.90	10.20	232.05	0.00
* 113 Zone 2 feedermain on Arthur St from Z 2 PS to 650 m S, Newcastle	320	C	1,100	0.00	0.00	0.00	29.70	965.80	4.40	100.10	0.00
Sub-total			42,550	0.00	800.00	800.00	1,126.45	36,656.50	167.00	3,800.05	0.00
Other Linear Infrastructure											
115 Replacement of meters		C	1,500	0.00	1,500.00	1,500.00	0.00	0.00	0.00	0.00	0.00
* 116 Design - Replacement of Polybutylene service connections		D,C	9,000	0.00	7,600.00	7,600.00	0.00	0.00	0.00	0.00	1,400.00
117 Depots - Replacement of Polybutylene service connections		C	500	0.00	500.00	500.00	0.00	0.00	0.00	0.00	0.00
118 Depots - Replacement of Lead service connections		D,C	1,000	0.00	1,000.00	1,000.00	0.00	0.00	0.00	0.00	0.00
119 Replacement of valves		C	150	0.00	150.00	150.00	0.00	0.00	0.00	0.00	0.00
120 Replacement of hydrants		C	150	0.00	150.00	150.00	0.00	0.00	0.00	0.00	0.00
Sub-total			12,300	0.00	10,900.00	10,900.00	0.00	0.00	0.00	0.00	1,400.00
B BUILDINGS											
128 Proposed Zone 4 Pumping Station at Thickson Rd. Res, Whitby		C	6110	0.00	0.00	0.00	164.97	5,364.58	24.44	556.01	0.00
* 130 Garrard Rd Reservoir expansion, Whitby	204	D	1,500	0.00	76.50	76.50	38.40	1,249.80	5.70	129.60	0.00
131 Proposed Whitby Zone 4 Storage Facility	207	C	8,290	0.00	994.80	994.80	196.70	6,405.19	29.37	663.95	0.00
* 147 Proposed Zone 1 reservoir, Newcastle Clarington	313	C	6,200	0.00	336.04	336.04	158.10	5,148.48	23.62	533.76	0.00
148 Proposed Zone 2 Water Pumping Station, Newcastle	315	C	4,200	0.00	0.00	0.00	113.40	3,687.60	16.80	382.20	0.00
* 150 Proposed Orono storage facility, Clarington		D	500	0.00	436.10	436.10	1.75	56.10	0.25	5.80	0.00
* 152 Port Perry storage facility - additional capacity	401	C	11,000	0.00	9,388.50	9,388.50	44.00	1,414.60	6.60	146.30	0.00
* 158 Wellhead protection at Regional well sites		D,C	800	0.00	800.00	800.00	0.00	0.00	0.00	0.00	0.00
Sub-total			38,600	0.00	12,031.94	12,031.94	717.32	23,326.35	106.78	2,417.61	0.00
C MACHINERY AND EQUIPMENT											
* 169 Automatic bulk water dispensing system		D,C	300	0.00	300.00	300.00	0.00	0.00	0.00	0.00	0.00
Sub-total			300	0.00	300.00	300.00	0.00	0.00	0.00	0.00	0.00
D IT INFRASTRUCTURE											
Sub-total			0	0.00	0.00	0.00	0.00	0.00	0.00	0.00	0.00
E ALLOWANCES AND OTHER PROVISIONS											
* 172 Regional Water Supply Master Planning Study	701	D,C	800	0.00	0.00	0.00	21.60	702.40	3.20	72.80	0.00
174 Asset Condition Assessments - Vertical Reports		D	300	0.00	0.00	0.00	0.00	0.00	0.00	0.00	300.00
175 Asset Condition Assessment/Investigation Large transmission pipe		D	200	0.00	0.00	0.00	0.00	0.00	0.00	0.00	200.00
177 Allowance for acquisition of easements		L	150	0.00	150.00	150.00	0.00	0.00	0.00	0.00	0.00
178 Allowance for engineering studies		D,C	150	0.00	150.00	150.00	0.00	0.00	0.00	0.00	0.00
180 Preliminary Engineering		D	100	0.00	100.00	100.00	0.00	0.00	0.00	0.00	0.00

2021 Construction Program - Water Supply

Project Description	DC Item No.	EA Land Design Const.	Gross Cost A	Grant/ Subsidy/ Other B	Cost Expenditure Attribution (\$000,'s)						
					User Revenue		Commercial Development Charges E	Residential Development Charges F	New Institutional Charges G	New Industrial Charges H	Asset Management Reserve Fund I
					Benefit to Existing C	Total User Revenue D					
181 Allowance for sundry extensions as per council policy		D,C	15	0.00	15.00	15.00	0.00	0.00	0.00	0.00	0.00
182 Allowance for unknown requirements		D,C	100	0.00	100.00	100.00	0.00	0.00	0.00	0.00	0.00
183 Allowance for Regional share for works in conjunction with residential subdivision development	708	D,C	1,460	0.00	0.00	0.00	39.42	1,281.88	5.84	132.86	0.00
184 Allowance for Regional share for works in conjunction with non-residential development	706	D,C	400	0.00	0.00	0.00	10.80	351.20	1.60	36.40	0.00
185 Well interference works		D	1,000	0.00	0.00	0.00	0.00	1,000.00	0.00	0.00	0.00
Sub-total			4,675	0.00	515.00	515.00	71.82	3,335.48	10.64	242.06	500.00
Total Cost Attribution			110,318	0.00	34,046.94	34,046.94	1,915.59	63,318.33	284.42	6,459.72	4,293.00

* Indicates Capital project requires prior and/or future funding commitments. Refer to Construction of Municipal Services detail sheet.

2022 Construction Program - Water Supply

Project Description	DC Item No.	EA Land Design Const.	Gross Cost A	Grant/ Subsidy/ Other B	Cost Expenditure Attribution (\$000,'s)							
					User Revenue			Residential Development Charges F	New Institutional Charges G	New Industrial Charges H	Asset Management Reserve Fund I	
					Benefit to Existing C	Total User Revenue D	Commercial Development Charges E					
A LINEAR INFRASTRUCTURE												
Regional Road Program												
* 7 R.R. 36 (Hopkins St.) from Consumers Dr. to Dundas St., Whitby		D	50	0.00	50.00	50.00	0.00	0.00	0.00	0.00	0.00	0.00
* 14 R.R. 59 (Gibb St.)/Olive Ave. Interconnection, Oshawa		D	35	0.00	35.00	35.00	0.00	0.00	0.00	0.00	0.00	0.00
17 Allowance for watermains in conjunction with Regional Roads		D,C	2,000	0.00	2,000.00	2,000.00	0.00	0.00	0.00	0.00	0.00	0.00
Sub-total			2,085	0.00	2,085.00	2,085.00	0.00	0.00	0.00	0.00	0.00	0.00
Area Municipality Road Programs												
18A City of Pickering Road Program		D,C	275	0.00	275.00	275.00	0.00	0.00	0.00	0.00	0.00	0.00
18B Town of Ajax Road Program		D,C	200	0.00	200.00	200.00	0.00	0.00	0.00	0.00	0.00	0.00
18C Town of Whitby Road Program		D,C	620	0.00	620.00	620.00	0.00	0.00	0.00	0.00	0.00	0.00
18D City of Oshawa Road Program		D,C	1,100	0.00	1,100.00	1,100.00	0.00	0.00	0.00	0.00	0.00	0.00
18E Municipality of Clarington Road Program		D,C	370	0.00	370.00	370.00	0.00	0.00	0.00	0.00	0.00	0.00
18F Township of Scugog Road Program		D,C	130	0.00	130.00	130.00	0.00	0.00	0.00	0.00	0.00	0.00
18G Township of Uxbridge Road Program		D,C	270	0.00	270.00	270.00	0.00	0.00	0.00	0.00	0.00	0.00
18H Township of Brock Road Program		D,C	250	0.00	250.00	250.00	0.00	0.00	0.00	0.00	0.00	0.00
18i Allowance for unknown requirements in conjunction with area municipality road programs		D,C	100	0.00	100.00	100.00	0.00	0.00	0.00	0.00	0.00	0.00
Sub-total			3,315	0.00	3,315.00	3,315.00	0.00	0.00	0.00	0.00	0.00	0.00
MTO & GO Transit projects												
* 19 Allowance for unknown requirements		D,C	100	0.00	100.00	100.00	0.00	0.00	0.00	0.00	0.00	0.00
Sub-total			100	0.00	100.00	100.00	0.00	0.00	0.00	0.00	0.00	0.00
Betterments/Replacement												
20 Works deficiencies independent of road programs in various locations		D,C	800	0.00	800.00	800.00	0.00	0.00	0.00	0.00	0.00	0.00
21 Rehabilitation of existing watermains in various locations		D,C	1,600	0.00	1,600.00	1,600.00	0.00	0.00	0.00	0.00	0.00	0.00
53 Replacement of wm on Adelaide Ave from Kayser St to Prince St, O		C	480	0.00	0.00	0.00	0.00	0.00	0.00	0.00	0.00	480.00
58 Replacement of wm on Hwy 2 from Harmony Rd to Kingsway, Oshawa		C	1,950	0.00	0.00	0.00	0.00	0.00	0.00	0.00	0.00	1,950.00
61 Replacement of wm on Port Darlington Rd. from Lake Rd. to WSP, B		C	2,200	0.00	2,200.00	2,200.00	0.00	0.00	0.00	0.00	0.00	0.00
* 68 Replacement of watermains in various locations		D,C	1,363	0.00	0.00	0.00	0.00	0.00	0.00	0.00	0.00	1,363.00
Sub-total			8,393	0.00	4,600.00	4,600.00	0.00	0.00	0.00	0.00	0.00	3,793.00
System Expansion												
* 74 Zone 2 FM on Taunton Rd. from William Jackson to Harwood, Ajax	108/10	D	2,800	0.00	0.00	0.00	75.60	2,458.40	11.20	254.80	0.00	0.00
* 75 Zone 2 on Church St. from Rossland Rd to Taunton Rd., Ajax	219	D	500	0.00	0.00	0.00	13.50	439.00	2.00	45.50	0.00	0.00
* 77 Zone 1 on Manning from Anderson to Hydro corridor, Whitby	219	D	400	0.00	0.00	0.00	10.80	351.20	1.60	36.40	0.00	0.00
* 81 Zone 3 FM on Anderson/Watford St from Clair Ave. to Carnwith Dr., W		D	350	0.00	0.00	0.00	9.45	307.30	1.40	31.85	0.00	0.00
* 93 Zone 4 FM on Conlin Rd. from Harmony Rd. to Grandview St., Oshawa	238	C	1,350	0.00	0.00	0.00	36.45	1,185.30	5.40	122.85	0.00	0.00
* 95 Zone 4 FM on Harmony Rd from Conlin Rd to Z 4 PS, Oshawa	239	C	3,900	0.00	0.00	0.00	105.30	3,424.20	15.60	354.90	0.00	0.00
Sub-total			9,300	0.00	0.00	0.00	251.10	8,165.40	37.20	846.30	0.00	0.00

58

2022 Construction Program - Water Supply

Project Description	DC Item No.	EA Land Design Const.	Gross Cost A	Grant/ Subsidy/ Other B	Cost Expenditure Attribution (\$000,'s)						
					User Revenue			Residential Development Charges F	New Institutional Charges G	New Industrial Charges H	Asset Management Reserve Fund I
					Benefit to Existing C	Total User Revenue D	Commercial Development Charges E				
Other Linear Infrastructure											
115 Replacement of meters		C	1,500	0.00	1,500.00	1,500.00	0.00	0.00	0.00	0.00	0.00
118 Depots - Replacement of lead service connections		D,C	5,000	0.00	5,000.00	5,000.00	0.00	0.00	0.00	0.00	0.00
119 Replacement of valves		C	150	0.00	150.00	150.00	0.00	0.00	0.00	0.00	0.00
120 Replacement of hydrants		C	150	0.00	150.00	150.00	0.00	0.00	0.00	0.00	0.00
Sub-total			6,800	0.00	6,800.00	6,800.00	0.00	0.00	0.00	0.00	0.00
B BUILDINGS											
* 123 Expansion of Ajax WSP, Ajax	100	C	92,880	52,012.80	0.00	0.00	3,222.94	26,266.46	482.98	10,894.82	0.00
* 124 Ajax Zone 1 storage facility - 11 MLD	101	C	10,650	0.00	0.00	0.00	287.55	9,350.70	42.60	969.15	0.00
* 127 Whitby WSP - Plant No. 1 upgrades		C	5,000	0.00	5,000.00	5,000.00	0.00	0.00	0.00	0.00	0.00
134 Taunton Rd Zone 2 Reservoir Expansion, Oshawa	205	EA	500	0.00	11.00	11.00	13.20	429.35	1.95	44.50	0.00
* 136 Grandview Zone 2 Pumping Station expansion, Oshawa	211	EA	500	0.00	0.00	0.00	13.50	439.00	2.00	45.50	0.00
* 140 Hortop Pumping Station Replacement, Oshawa		D	1,000	0.00	1,000.00	1,000.00	0.00	0.00	0.00	0.00	0.00
* 141 Bowmanville WSP Expansion	300	EA	500	0.00	0.00	0.00	40.00	321.50	5.50	133.00	0.00
* 158 Wellhead protection at Regional well sites		D,C	800	0.00	800.00	800.00	0.00	0.00	0.00	0.00	0.00
Sub-total			111,830	52,012.80	6,811.00	6,811.00	3,577.19	36,807.01	535.03	12,086.97	0.00
C MACHINERY AND EQUIPMENT											
* 161 Whitby WSP - Plate Settling Tanks	201	D	100	0.00	84.50	84.50	1.24	9.97	0.17	4.12	0.00
* 162 Installation of stand by power at Whitby WSP, Whitby		D	100	0.00	100.00	100.00	0.00	0.00	0.00	0.00	0.00
* 169 Automatic bulk water dispensing system		D,C	300	0.00	300.00	300.00	0.00	0.00	0.00	0.00	0.00
Sub-total			500	0.00	484.50	484.50	1.24	9.97	0.17	4.12	0.00
D IT INFRASTRUCTURE											
Sub-total			0	0.00	0.00	0.00	0.00	0.00	0.00	0.00	0.00
E ALLOWANCES AND OTHER PROVISIONS											
174 Asset Condition Assessments - Vertical Reports		D	300	0.00	0.00	0.00	0.00	0.00	0.00	0.00	300.00
175 Asset Condition Assessment/Investigation Large transmission pipe		D	200	0.00	0.00	0.00	0.00	0.00	0.00	0.00	200.00
176 Master Planning energy management		D	200	0.00	200.00	200.00	0.00	0.00	0.00	0.00	0.00
177 Allowance for acquisition of easements		L	150	0.00	150.00	150.00	0.00	0.00	0.00	0.00	0.00
178 Allowance for engineering studies		D,C	150	0.00	150.00	150.00	0.00	0.00	0.00	0.00	0.00
180 Preliminary Engineering		D	100	0.00	100.00	100.00	0.00	0.00	0.00	0.00	0.00
181 Allowance for sundry extensions as per council policy		D,C	15	0.00	15.00	15.00	0.00	0.00	0.00	0.00	0.00
182 Allowance for unknown requirements		D,C	100	0.00	100.00	100.00	0.00	0.00	0.00	0.00	0.00
183 Allowance for Regional share for works in conjunction with residential subdivision development	708	D,C	1,460	0.00	0.00	0.00	39.42	1,281.88	5.84	132.86	0.00
184 Allowance for Regional share for works in conjunction with non-residential development	706	D,C	400	0.00	0.00	0.00	10.80	351.20	1.60	36.40	0.00
185 Well interference works		D	1,000	0.00	0.00	0.00	0.00	1,000.00	0.00	0.00	0.00

2022 Construction Program - Water Supply

Project Description	DC Item No.	EA Land Design Const.	Gross Cost A	Grant/ Subsidy/ Other B	Cost Expenditure Attribution (\$000,'s)						
					User Revenue			Residential Development Charges F	New Institutional Charges G	New Industrial Charges H	Asset Management Reserve Fund I
					Benefit to Existing C	Total User Revenue D	Commercial Development Charges E				
Sub-total			4,075	0.00	715.00	715.00	50.22	2,633.08	7.44	169.26	500.00
Total Cost Attribution			146,398	52,012.80	24,910.50	24,910.50	3,879.75	47,615.46	579.84	13,106.65	4,293.00

* Indicates Capital project requires prior and/or future funding commitments. Refer to Construction of Municipal Services detail sheet.

2023 Construction Program - Water Supply

Project Description	DC Item No.	EA Land Design Const.	Gross Cost A	Grant/ Subsidy/ Other B	Cost Expenditure Attribution (\$000,'s)							
					User Revenue		Commercial Development Charges E	Residential Development Charges F	New Institutional Charges G	New Industrial Charges H	Asset Management Reserve Fund I	
					Benefit to Existing C	Total User Revenue D						
A LINEAR INFRASTRUCTURE												
Regional Road Program												
* 10 R.R. 53 (Stevenson Rd.) from Bond St. to Rossland Rd., Oshawa		C	1,240	0.00	1,240.00	1,240.00	0.00	0.00	0.00	0.00	0.00	0.00
17 Allowance for watermains in conjunction with Regional Roads		D,C	800	0.00	800.00	800.00	0.00	0.00	0.00	0.00	0.00	0.00
Sub-total			2,040	0.00	2,040.00	2,040.00	0.00	0.00	0.00	0.00	0.00	0.00
Area Municipality Road Programs												
18A City of Pickering Road Program		D,C	275	0.00	275.00	275.00	0.00	0.00	0.00	0.00	0.00	0.00
18B Town of Ajax Road Program		D,C	200	0.00	200.00	200.00	0.00	0.00	0.00	0.00	0.00	0.00
18C Town of Whitby Road Program		D,C	620	0.00	620.00	620.00	0.00	0.00	0.00	0.00	0.00	0.00
18D City of Oshawa Road Program		D,C	1,100	0.00	1,100.00	1,100.00	0.00	0.00	0.00	0.00	0.00	0.00
18E Municipality of Clarington Road Program		D,C	370	0.00	370.00	370.00	0.00	0.00	0.00	0.00	0.00	0.00
18F Township of Scugog Road Program		D,C	130	0.00	130.00	130.00	0.00	0.00	0.00	0.00	0.00	0.00
18G Township of Uxbridge Road Program		D,C	270	0.00	270.00	270.00	0.00	0.00	0.00	0.00	0.00	0.00
18H Township of Brock Road Program		D,C	250	0.00	250.00	250.00	0.00	0.00	0.00	0.00	0.00	0.00
18i Allowance for unknown requirements in conjunction with area municipality road programs		D,C	100	0.00	100.00	100.00	0.00	0.00	0.00	0.00	0.00	0.00
Sub-total			3,315	0.00	3,315.00	3,315.00	0.00	0.00	0.00	0.00	0.00	0.00
MTO & GO Transit projects												
* 19 Allowance for unknown requirements		D,C	100	0.00	100.00	100.00	0.00	0.00	0.00	0.00	0.00	0.00
Sub-total			100	0.00	100.00	100.00	0.00	0.00	0.00	0.00	0.00	0.00
Betterments/Replacement												
20 Works deficiencies independent of road programs in various locations		D,C	800	0.00	800.00	800.00	0.00	0.00	0.00	0.00	0.00	0.00
21 Rehabilitation of existing watermains in various locations		D,C	1,600	0.00	1,600.00	1,600.00	0.00	0.00	0.00	0.00	0.00	0.00
23 Replacement of wm on Sandy Beach Rd from Alyssum St to Drava St, P		D,C	400	0.00	0.00	0.00	0.00	0.00	0.00	0.00	0.00	400.00
24 Replacement of wm on Brock Rd from Feldspar to Clements, Pickering		D,C	525	0.00	0.00	0.00	0.00	0.00	0.00	0.00	0.00	525.00
28 Replacement of wm on Windsor Dr from Old Kingston to Cameron, Ajax		D,C	400	0.00	0.00	0.00	0.00	0.00	0.00	0.00	0.00	400.00
30 Replacement of wm on Dowty Rd from Thomson St to Hunt St, Ajax		D,C	660	0.00	0.00	0.00	0.00	0.00	0.00	0.00	0.00	660.00
43 Replacement of FM on Bloor St from Wilson Rd to Holland St, Oshawa		D,C	370	0.00	0.00	0.00	0.00	0.00	0.00	0.00	0.00	370.00
* 68 Replacement of watermains in various locations		D,C	1,438	0.00	0.00	0.00	0.00	0.00	0.00	0.00	0.00	1,438.00
Sub-total			6,193	0.00	2,400.00	2,400.00	0.00	0.00	0.00	0.00	0.00	3,793.00
System Expansion												
* 74 Zone 2 FM on Taunton Rd. from William Jackson to Harwood, Ajax	108/10	C	2,600	0.00	0.00	0.00	70.20	2,282.80	10.40	236.60	0.00	0.00
* 75 Zone 2 on Church St. from Rossland Rd to Taunton Rd., Ajax	219	C	3,000	0.00	0.00	0.00	81.00	2,634.00	12.00	273.00	0.00	0.00
* 77 Zone 1 on Manning from Anderson to Hydro corridor, Whitby	219	C	1,450	0.00	0.00	0.00	39.15	1,273.10	5.80	131.95	0.00	0.00
* 78 Zone 1 West Whitby feedermain from Brock/Victoria St to Rossland Rd, W	249	D,C	540	0.00	109.24	109.24	11.61	378.22	1.73	39.20	0.00	0.00

2023 Construction Program - Water Supply

Project Description	DC Item No.	EA Land Design Const.	Gross Cost A	Grant/ Subsidy/ Other B	Cost Expenditure Attribution (\$000,'s)						
					User Revenue		Commercial Development Charges E	Residential Development Charges F	New Institutional Charges G	New Industrial Charges H	Asset Management Reserve Fund I
					Benefit to Existing C	Total User Revenue D					
* 81 Zone 3 FM on Anderson/Watford St from Clair Ave. to Carnwith Dr., W		C	6,150	0.00	0.00	0.00	166.05	5,399.70	24.60	559.65	0.00
* 87 WM on Britannia Dr. from Thornton Rd. to Windfields Farm Dr., Oshawa		D	80	0.00	0.00	0.00	2.16	70.24	0.32	7.28	0.00
Sub-total			13,820	0.00	109.24	109.24	370.17	12,038.06	54.85	1,247.68	0.00
Other Linear Infrastructure											
115 Replacement of meters		C	1,500	0.00	1,500.00	1,500.00	0.00	0.00	0.00	0.00	0.00
118 Depots - Replacement of Lead service connections		D,C	5,000	0.00	5,000.00	5,000.00	0.00	0.00	0.00	0.00	0.00
119 Replacement of valves		C	150	0.00	150.00	150.00	0.00	0.00	0.00	0.00	0.00
120 Replacement of hydrants		C	150	0.00	150.00	150.00	0.00	0.00	0.00	0.00	0.00
Sub-total			6,800	0.00	6,800.00	6,800.00	0.00	0.00	0.00	0.00	0.00
B BUILDINGS											
* 127 Whitby WSP - Plant No. 1 upgrades		C	5,000	0.00	5,000.00	5,000.00	0.00	0.00	0.00	0.00	0.00
* 130 Garrard Rd Reservoir expansion, Whitby	204	C	14,725	0.00	750.98	750.98	376.96	12,268.87	55.96	1,272.24	0.00
* 132 Thickson Rd. Zone 3 Pumping Station expansion, Whitby	212	EA	500	0.00	0.00	0.00	13.50	439.00	2.00	45.50	0.00
* 140 Hortop Pumping Station Replacement, Oshawa		C	9,000	0.00	9,000.00	9,000.00	0.00	0.00	0.00	0.00	0.00
* 150 Proposed Orono storage facility, Clarington	314	C	2,600	0.00	2,267.72	2,267.72	9.10	291.72	1.30	30.16	0.00
* 158 Wellhead protection at Regional well sites		D,C	800	0.00	800.00	800.00	0.00	0.00	0.00	0.00	0.00
Sub-total			32,625	0.00	17,818.70	17,818.70	399.56	12,999.59	59.26	1,347.90	0.00
C MACHINERY AND EQUIPMENT											
* 161 Whitby WSP - Plate Settling Tanks	201	C	10,150	0.00	8,576.75	8,576.75	125.86	1,011.96	17.26	418.18	0.00
* 162 Installation of stand by power at Whitby WSP, Whitby		C	3,100	0.00	3,100.00	3,100.00	0.00	0.00	0.00	0.00	0.00
* 169 Automatic bulk water dispensing system		D,C	300	0.00	300.00	300.00	0.00	0.00	0.00	0.00	0.00
Sub-total			13,550	0.00	11,976.75	11,976.75	125.86	1,011.96	17.26	418.18	0.00
D IT INFRASTRUCTURE											
Sub-total			0	0.00	0.00	0.00	0.00	0.00	0.00	0.00	0.00
E ALLOWANCES AND OTHER PROVISIONS											
174 Asset Condition Assessments - Vertical Reports		D	300	0.00	0.00	0.00	0.00	0.00	0.00	0.00	300.00
175 Asset Condition Assessment/Investigation Large transmission pipe		D	200	0.00	0.00	0.00	0.00	0.00	0.00	0.00	200.00
177 Allowance for acquisition of easements		L	150	0.00	150.00	150.00	0.00	0.00	0.00	0.00	0.00
178 Allowance for engineering studies		D,C	150	0.00	150.00	150.00	0.00	0.00	0.00	0.00	0.00
180 Preliminary Engineering		D	100	0.00	100.00	100.00	0.00	0.00	0.00	0.00	0.00
181 Allowance for sundry extensions as per council policy		D,C	15	0.00	15.00	15.00	0.00	0.00	0.00	0.00	0.00
182 Allowance for unknown requirements		D,C	100	0.00	100.00	100.00	0.00	0.00	0.00	0.00	0.00
183 Allowance for Regional share for works in conjunction with residential subdivision development	708	D,C	1,460	0.00	0.00	0.00	39.42	1,281.88	5.84	132.86	0.00
184 Allowance for Regional share for works in conjunction with	706	D,C	400	0.00	0.00	0.00	10.80	351.20	1.60	36.40	0.00

2023 Construction Program - Water Supply

Project Description	DC Item No.	EA Land Design Const.	Gross Cost A	Grant/ Subsidy/ Other B	Cost Expenditure Attribution (\$000,'s)							
					User Revenue		Commercial Development Charges E	Residential Development Charges F	New Institutional Charges G	New Industrial Charges H	Asset Management Reserve Fund I	
					Benefit to Existing C	Total User Revenue D						
non-residential development												
185 Well interference works		D	1,000	0.00	0.00	0.00	0.00	1,000.00	0.00	0.00	0.00	0.00
Sub-total			3,875	0.00	515.00	515.00	50.22	2,633.08	7.44	169.26	500.00	
Total Cost Attribution			82,318	0.00	45,074.69	45,074.69	945.81	28,682.68	138.80	3,183.02	4,293.00	

* Indicates Capital project requires prior and/or future funding commitments. Refer to Construction of Municipal Services detail sheet.

2024 Construction Program - Water Supply

Project Description	DC Item No.	EA Land Design Const.	Gross Cost A	Grant/ Subsidy/ Other B	Cost Expenditure Attribution (\$000,'s)							
					User Revenue		Commercial Development Charges E	Residential Development Charges F	New Institutional Charges G	New Industrial Charges H	Asset Management Reserve Fund I	
					Benefit to Existing C	Total User Revenue D						
A LINEAR INFRASTRUCTURE												
Regional Road Program												
* 7 R.R. 36 (Hopkins St.) from Consumers Dr. to Dundas St., Whitby		D	100	0.00	100.00	100.00	0.00	0.00	0.00	0.00	0.00	0.00
* 14 R.R. 59 (Gibb St./Olive Ave. Interconnection, Oshawa		C	135	0.00	135.00	135.00	0.00	0.00	0.00	0.00	0.00	0.00
17 Allowance for watermains in conjunction with Regional Roads		D,C	1,900	0.00	1,900.00	1,900.00	0.00	0.00	0.00	0.00	0.00	0.00
Sub-total			2,135	0.00	2,135.00	2,135.00	0.00	0.00	0.00	0.00	0.00	0.00
Area Municipality Road Programs												
18A City of Pickering Road Program		D,C	275	0.00	275.00	275.00	0.00	0.00	0.00	0.00	0.00	0.00
18B Town of Ajax Road Program		D,C	200	0.00	200.00	200.00	0.00	0.00	0.00	0.00	0.00	0.00
18C Town of Whitby Road Program		D,C	620	0.00	620.00	620.00	0.00	0.00	0.00	0.00	0.00	0.00
18D City of Oshawa Road Program		D,C	1,100	0.00	1,100.00	1,100.00	0.00	0.00	0.00	0.00	0.00	0.00
18E Municipality of Clarington Road Program		D,C	370	0.00	370.00	370.00	0.00	0.00	0.00	0.00	0.00	0.00
18F Township of Scugog Road Program		D,C	130	0.00	130.00	130.00	0.00	0.00	0.00	0.00	0.00	0.00
18G Township of Uxbridge Road Program		D,C	270	0.00	270.00	270.00	0.00	0.00	0.00	0.00	0.00	0.00
18H Township of Brock Road Program		D,C	250	0.00	250.00	250.00	0.00	0.00	0.00	0.00	0.00	0.00
18i Allowance for unknown requirements in conjunction with area municipality road programs		D,C	100	0.00	100.00	100.00	0.00	0.00	0.00	0.00	0.00	0.00
Sub-total			3,315	0.00	3,315.00	3,315.00	0.00	0.00	0.00	0.00	0.00	0.00
MTO & GO Transit projects												
* 19 Allowance for unknown requirements		D,C	100	0.00	100.00	100.00	0.00	0.00	0.00	0.00	0.00	0.00
Sub-total			100	0.00	100.00	100.00	0.00	0.00	0.00	0.00	0.00	0.00
Betterments/Replacement												
20 Works deficiencies independent of road programs in various locations		D,C	800	0.00	800.00	800.00	0.00	0.00	0.00	0.00	0.00	0.00
21 Rehabilitation of existing watermains in various locations		D,C	1,600	0.00	1,600.00	1,600.00	0.00	0.00	0.00	0.00	0.00	0.00
34 Replacement of wm on Centre St. from Dundas St to Dunlop St, W		D,C	140	0.00	0.00	0.00	0.00	0.00	0.00	0.00	0.00	140.00
36 Replacement of wm on Maria St from Annes St to Frances St, W		D,C	360	0.00	0.00	0.00	0.00	0.00	0.00	0.00	0.00	360.00
39 Replacement of wm on Orchard Crt from St Lawrence St to W/L, W		D,C	135	0.00	0.00	0.00	0.00	0.00	0.00	0.00	0.00	135.00
40 Replacement of wm on Simcoe St S from Quebec St to Gibb St, O		D,C	185	0.00	0.00	0.00	0.00	0.00	0.00	0.00	0.00	185.00
47 Replacement of wm on King St from Harmony Rd to Melrose St, O		D,C	750	0.00	0.00	0.00	0.00	0.00	0.00	0.00	0.00	750.00
54 Replacement of wm on Valencia Rd. from Oxford St. to dead-end, O		D,C	340	0.00	0.00	0.00	0.00	0.00	0.00	0.00	0.00	340.00
60 Replacement of wm on Madawaska Ave from Sauble to Wecker, O		D	112	0.00	0.00	0.00	0.00	0.00	0.00	0.00	0.00	112.00
* 68 Replacement of watermains in various locations		D,C	1,471	0.00	0.00	0.00	0.00	0.00	0.00	0.00	0.00	1,471.00
Sub-total			5,893	0.00	2,400.00	2,400.00	0.00	0.00	0.00	0.00	0.00	3,493.00
System Expansion												
* 72 Zone 1 FM on Bayly St. from Pickering Beach to Toy, Pickering	104	D	1,000	209.10	0.00	0.00	21.33	694.40	3.18	71.99	0.00	0.00

2024 Construction Program - Water Supply

Project Description	DC Item No.	EA Land Design Const.	Gross Cost A	Grant/ Subsidy/ Other B	Cost Expenditure Attribution (\$000,'s)						
					User Revenue		Commercial Development Charges E	Residential Development Charges F	New Institutional Charges G	New Industrial Charges H	Asset Management Reserve Fund I
					Benefit to Existing C	Total User Revenue D					
177 Allowance for acquisition of easements		L	150	0.00	150.00	150.00	0.00	0.00	0.00	0.00	0.00
178 Allowance for engineering studies		D,C	150	0.00	150.00	150.00	0.00	0.00	0.00	0.00	0.00
180 Preliminary Engineering		D	100	0.00	100.00	100.00	0.00	0.00	0.00	0.00	0.00
181 Allowance for sundry extensions as per council policy		D,C	15	0.00	15.00	15.00	0.00	0.00	0.00	0.00	0.00
182 Allowance for unknown requirements		D,C	100	0.00	100.00	100.00	0.00	0.00	0.00	0.00	0.00
183 Allowance for Regional share for works in conjunction with residential subdivision development	708	D,C	1,460	0.00	0.00	0.00	39.42	1,281.88	5.84	132.86	0.00
184 Allowance for Regional share for works in conjunction with non-residential development	706	D,C	400	0.00	0.00	0.00	10.80	351.20	1.60	36.40	0.00
185 Well interference works		D	1,000	0.00	0.00	0.00	0.00	1,000.00	0.00	0.00	0.00
Sub-total			3,875	0.00	515.00	515.00	50.22	2,633.08	7.44	169.26	500.00
Total Cost Attribution			43,823	209.10	21,318.32	21,318.32	517.26	15,669.81	75.75	1,739.77	4,293.00

66* Indicates Capital project requires prior and/or future funding commitments. Refer to Construction of Municipal Services detail sheet.

2025 Construction Program - Water Supply

Project Description	DC Item No.	EA Land Design Const.	Gross Cost A	Grant/ Subsidy/ Other B	Cost Expenditure Attribution (\$000,'s)							
					User Revenue		Commercial Development Charges E	Residential Development Charges F	New Institutional Charges G	New Industrial Charges H	Asset Management Reserve Fund I	
					Benefit to Existing C	Total User Revenue D						
119 Replacement of valves		C	150	0.00	150.00	150.00	0.00	0.00	0.00	0.00	0.00	0.00
120 Replacement of hydrants		C	150	0.00	150.00	150.00	0.00	0.00	0.00	0.00	0.00	0.00
Sub-total			6,800	0.00	6,800.00	6,800.00	0.00	0.00	0.00	0.00	0.00	0.00
B BUILDINGS												
* 125 Intake crib chlorine line replacement Ajax and Whitby WSP		C	1,445	0.00	0.00	0.00	0.00	0.00	0.00	0.00	0.00	1,445.00
* 132 Thickson Rd. Zone 3 Pumping Station expansion, Whitby	212	C	10,350	0.00	0.00	0.00	279.45	9,087.30	41.40	941.85	0.00	0.00
* 145 Bowmanville Zone 2 reservoir expansion, Clarington	302	EA	500	0.00	425.00	425.00	2.05	65.85	0.30	6.80	0.00	0.00
* 157 Additional water storage from 2 MLD to 5 MLD, Brock		EA	520	0.00	0.00	0.00	14.04	456.56	2.08	47.32	0.00	0.00
* 158 Wellhead protection at Regional well sites		D,C	800	0.00	800.00	800.00	0.00	0.00	0.00	0.00	0.00	0.00
Sub-total			13,615	0.00	1,225.00	1,225.00	295.54	9,609.71	43.78	995.97	0.00	1,445.00
C MACHINERY AND EQUIPMENT												
Sub-total			0	0.00	0.00	0.00	0.00	0.00	0.00	0.00	0.00	0.00
D IT INFRASTRUCTURE												
Sub-total			0	0.00	0.00	0.00	0.00	0.00	0.00	0.00	0.00	0.00
E ALLOWANCES AND OTHER PROVISIONS												
174 Asset Condition Assessments - Vertical Reports		D	300	0.00	0.00	0.00	0.00	0.00	0.00	0.00	0.00	300.00
175 Asset Condition Assessment/Investigation Large transmission pipe		D	200	0.00	0.00	0.00	0.00	0.00	0.00	0.00	0.00	200.00
177 Allowance for acquisition of easements		L	150	0.00	150.00	150.00	0.00	0.00	0.00	0.00	0.00	0.00
178 Allowance for engineering studies		D,C	150	0.00	150.00	150.00	0.00	0.00	0.00	0.00	0.00	0.00
180 Preliminary Engineering		D	100	0.00	100.00	100.00	0.00	0.00	0.00	0.00	0.00	0.00
181 Allowance for sundry extensions as per council policy		D,C	15	0.00	15.00	15.00	0.00	0.00	0.00	0.00	0.00	0.00
182 Allowance for unknown requirements		D,C	100	0.00	100.00	100.00	0.00	0.00	0.00	0.00	0.00	0.00
183 Allowance for Regional share for works in conjunction with residential subdivision development	708	D,C	1,460	0.00	0.00	0.00	39.42	1,281.88	5.84	132.86	0.00	0.00
184 Allowance for Regional share for works in conjunction with non-residential development	706	D,C	400	0.00	0.00	0.00	10.80	351.20	1.60	36.40	0.00	0.00
185 Well interference works		D	1,000	0.00	0.00	0.00	0.00	1,000.00	0.00	0.00	0.00	0.00
Sub-total			3,875	0.00	515.00	515.00	50.22	2,633.08	7.44	169.26	0.00	500.00
Total Cost Attribution			37,713	0.00	16,415.00	16,415.00	432.16	15,052.39	64.02	1,456.43	0.00	4,293.00

* Indicates Capital project requires prior and/or future funding commitments. Refer to Construction of Municipal Services detail sheet.

2026 Construction Program - Water Supply

Project Description	DC Item No.	EA Land Design Const.	Gross Cost A	Grant/ Subsidy/ Other B	Cost Expenditure Attribution (\$000,'s)							
					User Revenue		Commercial Development Charges E	Residential Development Charges F	New Institutional Charges G	New Industrial Charges H	Asset Management Reserve Fund I	
					Benefit to Existing C	Total User Revenue D						
A LINEAR INFRASTRUCTURE												
Regional Road Program												
17 Allowance for watermains in conjunction with Regional Roads		D,C	2,000	0.00	2,000.00	2,000.00	0.00	0.00	0.00	0.00	0.00	0.00
Sub-total			2,000	0	2,000	2,000	0	0	0	0	0	0
Area Municipality Road Programs												
18A City of Pickering Road Program		D,C	275	0.00	275.00	275.00	0.00	0.00	0.00	0.00	0.00	0.00
18B Town of Ajax Road Program		D,C	200	0.00	200.00	200.00	0.00	0.00	0.00	0.00	0.00	0.00
18C Town of Whitby Road Program		D,C	620	0.00	620.00	620.00	0.00	0.00	0.00	0.00	0.00	0.00
18D City of Oshawa Road Program		D,C	1,100	0.00	1,100.00	1,100.00	0.00	0.00	0.00	0.00	0.00	0.00
18E Municipality of Clarington Road Program		D,C	370	0.00	370.00	370.00	0.00	0.00	0.00	0.00	0.00	0.00
18F Township of Scugog Road Program		D,C	130	0.00	130.00	130.00	0.00	0.00	0.00	0.00	0.00	0.00
18G Township of Uxbridge Road Program		D,C	270	0.00	270.00	270.00	0.00	0.00	0.00	0.00	0.00	0.00
18H Township of Brock Road Program		D,C	250	0.00	250.00	250.00	0.00	0.00	0.00	0.00	0.00	0.00
18i Allowance for unknown requirements in conjunction with area municipality road programs		D,C	100	0.00	100.00	100.00	0.00	0.00	0.00	0.00	0.00	0.00
Sub-total			3,315	0.00	3,315.00	3,315.00	0.00	0.00	0.00	0.00	0.00	0.00
MTO & GO Transit projects												
* 19 Allowance for unknown requirements		D,C	100	0.00	100.00	100.00	0.00	0.00	0.00	0.00	0.00	0.00
Sub-total			100	0.00	100.00	100.00	0.00	0.00	0.00	0.00	0.00	0.00
Betterments/Replacement												
20 Works deficiencies independent of road programs in various locations		D,C	800	0.00	800.00	800.00	0.00	0.00	0.00	0.00	0.00	0.00
21 Rehabilitation of existing watermains in various locations		D,C	1,600	0.00	1,600.00	1,600.00	0.00	0.00	0.00	0.00	0.00	0.00
29 Replacement of wm on Mackenzie Ave from Hunt St to Bayly St, Ajax		D	50	0.00	0.00	0.00	0.00	0.00	0.00	0.00	0.00	49.50
35 Replacement of wm on Lupin Dr from Hutchinson Ave to Lilac Terr, Whitby		D,C	109	0.00	0.00	0.00	0.00	0.00	0.00	0.00	0.00	108.50
38 Replacement of wm on Mason Dr from Dunlop St to Dovedale Dr, Whitby		D,C	350	0.00	0.00	0.00	0.00	0.00	0.00	0.00	0.00	350.00
59 Replacement of wm on Ritson Rd from Madawaska to Lakeview, Oshawa		D,C	78	0.00	0.00	0.00	0.00	0.00	0.00	0.00	0.00	78.00
67 Replacement of wm on Bay St from Mill St to Union St, Beaverton		C	1,115	0.00	0.00	0.00	0.00	0.00	0.00	0.00	0.00	1,115.00
* 68 Replacement of watermains in various locations		D,C	2,092	0.00	0.00	0.00	0.00	0.00	0.00	0.00	0.00	2,092.00
Sub-total			6,193	0.00	2,400.00	2,400.00	0.00	0.00	0.00	0.00	0.00	3,793.00
System Expansion												
* 72 Zone 1 FM on Bayly St. from Pickering Beach to Toy, Pickering	104	D	16,600	3,471.06	0.00	0.00	354.02	11,527.04	52.86	1,195.02	0.00	0.00
* 86 Zone 4 FM on Columbus Rd. from Thickson Rd to Ritson, Oshawa	246	D	5,200	0.00	0.00	0.00	140.40	4,565.60	20.80	473.20	0.00	0.00
* 106 Zone 1 FM from Bowmanville WSP to Baseline Rd., Bowmanville	305	EA	520	0.00	70.98	70.98	12.12	394.21	1.82	40.87	0.00	0.00
* 107 Zone 1 FM on Baseline Rd. from Wharf St. to Mearns Ave., Bowmanville	306	EA	520	0.00	0.00	0.00	14.04	456.56	2.08	47.32	0.00	0.00
* 109 Zone 2 FM from Z 2 PS to Z 2 reservoir, Bowmanville	309	D	550	0.00	0.00	0.00	14.85	482.90	2.20	50.05	0.00	0.00
Sub-total			23,390	3,471.06	70.98	70.98	535.43	17,426.31	79.76	1,806.46	0.00	0.00

2026 Construction Program - Water Supply

Project Description	DC Item No.	EA Land Design Const.	Gross Cost A	Grant/ Subsidy/ Other B	Cost Expenditure Attribution (\$000,'s)							
					User Revenue		Commercial Development Charges E	Residential Development Charges F	New Institutional Charges G	New Industrial Charges H	Asset Management Reserve Fund I	
					Benefit to Existing C	Total User Revenue D						
Other Linear Infrastructure												
115 Replacement of meters		C	1,500	0.00	1,500.00	1,500.00	0.00	0.00	0.00	0.00	0.00	0.00
118 Depots - Replacement of Lead service connections		D,C	5,000	0.00	5,000.00	5,000.00	0.00	0.00	0.00	0.00	0.00	0.00
119 Replacement of valves		C	150	0.00	150.00	150.00	0.00	0.00	0.00	0.00	0.00	0.00
120 Replacement of hydrants		C	150	0.00	150.00	150.00	0.00	0.00	0.00	0.00	0.00	0.00
Sub-total			6,800	0.00	6,800.00	6,800.00	0.00	0.00	0.00	0.00	0.00	0.00
B BUILDINGS												
134 Taunton Rd Zone 2 Reservoir Expansion, Oshawa	205	C	11,200	0.00	246.40	246.40	295.68	9,617.44	43.68	996.80	0.00	0.00
* 136 Grandview Zone 2 Pumping Station expansion, Oshawa		C	5,100	0.00	0.00	0.00	137.70	4,477.80	20.40	464.10	0.00	0.00
* 137 Taunton Rd. Pumping Station expansion, Oshawa	213	D	650	0.00	0.00	0.00	17.55	570.70	2.60	59.15	0.00	0.00
* 141 Bowmanville WSP Expansion	300	C	82,450	0.00	0.00	0.00	6,596.00	53,015.35	906.95	21,931.70	0.00	0.00
* 143 Concession St. Water Pumping Station expansion, Bowmanville	303	C	5,000	0.00	376.00	376.00	124.65	4,060.00	18.60	420.75	0.00	0.00
* 144 New Zone 2 Water Pumping Station, Bowmanville	304	C	7,200	0.00	541.44	541.44	179.50	5,846.40	26.78	605.88	0.00	0.00
* 149 Proposed Zone 2 Reservoir, Newcastle	315	D	600	0.00	0.00	0.00	16.20	526.80	2.40	54.60	0.00	0.00
* 158 Wellhead protection at Regional well sites		D,C	800	0.00	800.00	800.00	0.00	0.00	0.00	0.00	0.00	0.00
Sub-total			113,000	0.00	1,963.84	1,963.84	7,367.28	78,114.49	1,021.41	24,532.98	0.00	0.00
C MACHINERY AND EQUIPMENT												
Sub-total			0	0.00	0.00	0.00	0.00	0.00	0.00	0.00	0.00	0.00
D IT INFRASTRUCTURE												
Sub-total			0	0.00	0.00	0.00	0.00	0.00	0.00	0.00	0.00	0.00
E ALLOWANCES AND OTHER PROVISIONS												
174 Asset Condition Assessments - Vertical Reports		D	300	0.00	0.00	0.00	0.00	0.00	0.00	0.00	0.00	300.00
175 Asset Condition Assessment/Investigation Large transmission pipe		D	200	0.00	0.00	0.00	0.00	0.00	0.00	0.00	0.00	200.00
177 Allowance for acquisition of easements		L	150	0.00	150.00	150.00	0.00	0.00	0.00	0.00	0.00	0.00
178 Allowance for engineering studies		D,C	150	0.00	150.00	150.00	0.00	0.00	0.00	0.00	0.00	0.00
180 Preliminary Engineering		D	100	0.00	100.00	100.00	0.00	0.00	0.00	0.00	0.00	0.00
181 Allowance for sundry extensions as per council policy		D,C	15	0.00	15.00	15.00	0.00	0.00	0.00	0.00	0.00	0.00
182 Allowance for unknown requirements		D,C	100	0.00	100.00	100.00	0.00	0.00	0.00	0.00	0.00	0.00
183 Allowance for Regional share for works in conjunction with residential subdivision development	708	D,C	1,460	0.00	0.00	0.00	39.42	1,281.88	5.84	132.86	0.00	0.00
184 Allowance for Regional share for works in conjunction with non-residential development	706	D,C	400	0.00	0.00	0.00	10.80	351.20	1.60	36.40	0.00	0.00

2026 Construction Program - Water Supply

Project Description	DC Item No.	EA Land Design Const.	Gross Cost A	Grant/ Subsidy/ Other B	Cost Expenditure Attribution (\$000,'s)						
					User Revenue		Commercial Development Charges E	Residential Development Charges F	New Institutional Charges G	New Industrial Charges H	Asset Management Reserve Fund I
					Benefit to Existing C	Total User Revenue D					
185 Well interference works		D	1,000	0.00	0.00	0.00	0.00	1,000.00	0.00	0.00	0.00
Sub-total			3,875	0.00	515.00	515.00	50.22	2,633.08	7.44	169.26	500.00
Total Cost Attribution			158,673	3,471.06	17,164.82	17,164.82	7,952.92	98,173.88	1,108.62	26,508.70	4,293.00

* Indicates Capital project requires prior and/or future funding commitments. Refer to Construction of Municipal Services detail sheet.

REGION OF DURHAM, 2017 CAPITAL BUDGET PROJECT DETAIL

WATER SUPPLY SYSTEM

PROJECT LOCATION & DESCRIPTION
<p>ITEM NO. 2</p> <p><u>REGIONAL ROAD PROGRAM</u></p> <p>R.R. 17 (Main St.) from Mills St. to Taunton Rd., Orono</p> <p>Project No. R1511</p>
RELATED PROJECTS
<p>2016 Water Supply Capital Budget Item No.: 4</p> <p><i>Municipality of Clarington (Orono)</i></p>

BUDGET PROVISION AND COST ATTRIBUTION (\$000's)							
	Budget Prior to 2017	2017 CAPITAL BUDGET	Four Year Forecast				TOTAL
			2018	2019	2020	2021	
EXPENDITURES:							
ENVIRONMENTAL ASSESSMENT							0.000
ENGINEERING	100.000	60.000					160.000
LAND ACQUISITION							0.000
UTILITY RELOCATION							0.000
CONSTRUCTION		1,060.000					1,060.000
CONTINGENCY							0.000
OTHER							0.000
TOTAL EXPENDITURES	100.000	1,120.000	0.000	0.000	0.000	0.000	1,220.000
ATTRIBUTION:							
SUBSIDY/GRANTS							0.000
NEW RESIDENTIAL DEVELOPMENT CHARGES							0.000
NEW COMMERCIAL DEVELOPMENT CHARGES*							0.000
USER REVENUES	100.000	1,120.000					1,220.000
DEBENTURES							0.000
OTHER							0.000
TOTAL ATTRIBUTION	100.000	1,120.000	0.000	0.000	0.000	0.000	1,220.000
<p><small>Under the Council approved Development Charge By-law #16-2013, the Region approved full Commercial and Institutional Development Charges, effective July 1, 2013. As well, the Region approved full Industrial Development Charge which is being phased in by July 1, 2016. Any shortfall in the Commercial, Institutional or Industrial Development Charge Reserve Funding financing will be funded from user revenues.</small></p>							

NEED/EXPLANATION OF PROJECT

REGION OF DURHAM, 2017 CAPITAL BUDGET PROJECT DETAIL

WATER SUPPLY SYSTEM

PROJECT LOCATION & DESCRIPTION

ITEM NO. 4
REGIONAL ROAD PROGRAM
 R,R, 25 (Consumers Dr.) extension from east of Thickson Rd. to Thornton Rd., Whitby (realignment)
 Project No. R1320

RELATED PROJECTS

2016 Water Supply Capital Budget Item No.: 7



BUDGET PROVISION AND COST ATTRIBUTION (\$000's)


	Budget Prior to 2017	2017 CAPITAL BUDGET	Four Year Forecast				TOTAL
			2018	2019	2020	2021	
EXPENDITURES:							
ENVIRONMENTAL ASSESSMENT							0.000
ENGINEERING	204.800						204.800
LAND ACQUISITION							0.000
UTILITY RELOCATION							0.000
CONSTRUCTION	78.100	1,100.000					1,178.100
CONTINGENCY							0.000
OTHER							0.000
TOTAL EXPENDITURES	282.900	1,100.000	0.000	0.000	0.000	0.000	1,382.900
ATTRIBUTION:							
SUBSIDY/GRANTS		825.000					825.000
NEW RESIDENTIAL DEVELOPMENT CHARGES							0.000
NEW COMMERCIAL DEVELOPMENT CHARGES*							0.000
USER REVENUES	282.900	275.000					557.900
DEBENTURES							0.000
OTHER							0.000
TOTAL ATTRIBUTION	282.900	1,100.000	0.000	0.000	0.000	0.000	1,382.900

Under the Council approved Development Charge By-law #16-2013, the Region approved full Commercial and Institutional Development Charges, effective July 1, 2013. As well, the Region approved full Industrial Development Charge which is being phased in by July 1, 2016. Any shortfall in the Commercial, Institutional or Industrial Development Charge Reserve Funding financing will be funded from user revenues.

NEED/EXPLANATION OF PROJECT

REGION OF DURHAM, 2017 CAPITAL BUDGET PROJECT DETAIL

WATER SUPPLY SYSTEM

PROJECT LOCATION & DESCRIPTION
<p>ITEM NO. 11</p> <p><u>REGIONAL ROAD PROGRAM</u></p> <p>R.R. 57 (Martin Rd.) from Baseline Rd. to Nash Rd. Bowmanville</p> <p>Project No.: R1309</p>
RELATED PROJECTS
<p><i>Municipality of Clarington (Bowmanville)</i></p> 

BUDGET PROVISION AND COST ATTRIBUTION (\$000's)							
	Budget Prior to 2017	2017 CAPITAL BUDGET	Four Year Forecast				TOTAL
			2018	2019	2020	2021	
EXPENDITURES:							
ENVIRONMENTAL ASSESSMENT							0.000
ENGINEERING		25.000					25.000
LAND ACQUISITION							0.000
UTILITY RELOCATION							0.000
CONSTRUCTION					105.000		105.000
CONTINGENCY							0.000
OTHER							0.000
TOTAL EXPENDITURES	0.000	25.000	0.000	0.000	105.000	0.000	130.000
ATTRIBUTION:							
SUBSIDY/GRANTS							0.000
NEW RESIDENTIAL DEVELOPMENT CHARGES							0.000
NEW COMMERCIAL DEVELOPMENT CHARGES*							0.000
USER REVENUES		25.000			105.000		130.000
DEBENTURES							0.000
OTHER							0.000
TOTAL ATTRIBUTION	0.000	25.000	0.000	0.000	105.000	0.000	130.000
<p>Under the Council approved Development Charge By-law #16-2013, the Region approved full Commercial and Institutional Development Charges, effective July 1, 2013. As well, the Region approved full Industrial Development Charge which is being phased in by July 1, 2016. Any shortfall in the Commercial, Institutional or Industrial Development Charge Reserve Funding financing will be funded from user revenues.</p>							

NEED/EXPLANATION OF PROJECT

REGION OF DURHAM, 2017 CAPITAL BUDGET PROJECT DETAIL

WATER SUPPLY SYSTEM

PROJECT LOCATION & DESCRIPTION
<p>ITEM NO. 15</p> <p><u>REGIONAL ROAD PROGRAM</u></p> <p>R.R. 60 (Wentworth St.) from Simcoe St. to Farewell St., Oshawa Rehabilitation</p> <p>Project No.</p>
RELATED PROJECTS
<p><i>City of Oshawa</i></p>

BUDGET PROVISION AND COST ATTRIBUTION (\$000's)							
	Budget Prior to 2017	2017 CAPITAL BUDGET	Four Year Forecast				TOTAL
			2018	2019	2020	2021	
EXPENDITURES:							
ENVIRONMENTAL ASSESSMENT							0.000
ENGINEERING		20.000			130.000		150.000
LAND ACQUISITION							0.000
UTILITY RELOCATION							0.000
CONSTRUCTION			130.000		1,030.000		1,160.000
CONTINGENCY							0.000
OTHER							0.000
TOTAL EXPENDITURES	0.000	20.000	130.000	0.000	1,160.000	0.000	1,310.000
ATTRIBUTION:							
SUBSIDY/GRANTS							0.000
NEW RESIDENTIAL DEVELOPMENT CHARGES							0.000
NEW COMMERCIAL DEVELOPMENT CHARGES*							0.000
USER REVENUES		20.000	130.000		1,160.000		1,310.000
DEBENTURES							0.000
OTHER							0.000
TOTAL ATTRIBUTION	0.000	20.000	130.000	0.000	1,160.000	0.000	1,310.000
<p>Under the Council approved Development Charge By-law #16-2013, the Region approved full Commercial and Institutional Development Charges, effective July 1, 2013. As well, the Region approved full Industrial Development Charge which is being phased in by July 1, 2016. Any shortfall in the Commercial, Institutional or Industrial Development Charge Reserve Funding financing will be funded from user revenues.</p>							

NEED/EXPLANATION OF PROJECT

REGION OF DURHAM, 2017 CAPITAL BUDGET PROJECT DETAIL

WATER SUPPLY SYSTEM

PROJECT LOCATION & DESCRIPTION
<p>ITEM NO. 16</p> <p><u>REGIONAL ROAD PROGRAM</u></p> <p>Highway 12 (Brock St.) from Manning Rd. to Rossland Rd., Whitby</p> <p>Project No.: R1523</p>
RELATED PROJECTS
<p><i>Town of Whitby</i></p>

BUDGET PROVISION AND COST ATTRIBUTION (\$000's)							
	Budget Prior to 2017	2017 CAPITAL BUDGET	Four Year Forecast				TOTAL
			2018	2019	2020	2021	
EXPENDITURES:							
ENVIRONMENTAL ASSESSMENT							0.000
ENGINEERING		15.000					15.000
LAND ACQUISITION							0.000
UTILITY RELOCATION							0.000
CONSTRUCTION				125.000			125.000
CONTINGENCY							0.000
OTHER							0.000
TOTAL EXPENDITURES	0.000	15.000	0.000	125.000	0.000	0.000	140.000
ATTRIBUTION:							
SUBSIDY/GRANTS							0.000
NEW RESIDENTIAL DEVELOPMENT CHARGES							0.000
NEW COMMERCIAL DEVELOPMENT CHARGES*							0.000
USER REVENUES		15.000		125.000			140.000
DEBENTURES							0.000
OTHER							0.000
TOTAL ATTRIBUTION	0.000	15.000	0.000	125.000	0.000	0.000	140.000
<p>Under the Council approved Development Charge By-law #16-2013, the Region approved full Commercial and Institutional Development Charges, effective July 1, 2013. As well, the Region approved full Industrial Development Charge which is being phased in by July 1, 2016. Any shortfall in the Commercial, Institutional or Industrial Development Charge Reserve Funding financing will be funded from user revenues.</p>							

NEED/EXPLANATION OF PROJECT

REGION OF DURHAM, 2017 CAPITAL BUDGET PROJECT DETAIL

WATER SUPPLY SYSTEM

PROJECT LOCATION & DESCRIPTION
<p>ITEM NO. 18A</p> <p><u>Area Municipality Road Programs</u> CITY OF PICKERING ROAD PROGRAM (0 Projects)</p> <p>Refer to Construction of Municipal Services summary for list of streets Project No.: -</p>
<p>2017 Sanitary Sewerage Capital Budget Item No. 14A</p>
<p>No Works proposed in 2017</p>

BUDGET PROVISION AND COST ATTRIBUTION (\$000's)

	Budget Prior to 2017	2017 CAPITAL BUDGET	Four Year Forecast				TOTAL
			2018	2019	2020	2021	
EXPENDITURES:							
ENVIRONMENTAL ASSESSMENT							0.000
ENGINEERING			40.000	40.000	40.000	40.000	160.000
LAND ACQUISITION							0.000
UTILITY RELOCATION							0.000
CONSTRUCTION			235.000	235.000	235.000	235.000	940.000
CONTINGENCY							0.000
OTHER							0.000
TOTAL EXPENDITURES	0.000	0.000	275.000	275.000	275.000	275.000	1,100.000
ATTRIBUTION:							
SUBSIDY/GRANTS							0.000
NEW RESIDENTIAL DEVELOPMENT CHARGES							0.000
NEW COMMERCIAL DEVELOPMENT CHARGES*							0.000
USER REVENUES			275.000	275.000	275.000	275.000	1,100.000
DEBENTURES							0.000
OTHER							0.000
TOTAL ATTRIBUTION	0.000	0.000	275.000	275.000	275.000	275.000	1,100.000

Under the Council approved Development Charge By-law #16-2013, the Region approved full Commercial and Institutional Development Charges, effective July 1, 2013. As well, the Region approved full Industrial Development Charge which is being phased in by July 1, 2016. Any shortfall in the Commercial, Institutional or Industrial Development Charge Reserve Funding financing will be funded from user revenues.

NEED/EXPLANATION OF PROJECT

Replacement of deficient watermains and/or construction of new works in conjunction with road reconstruction proposed by the City of Pickering.

REGION OF DURHAM, 2017 CAPITAL BUDGET PROJECT DETAIL

WATER SUPPLY SYSTEM

PROJECT LOCATION & DESCRIPTION
<p>ITEM NO. 18B</p> <p><u>Area Municipality Road Programs</u> TOWN OF AJAX ROAD PROGRAM (4 Projects)</p> <p>Refer to Construction of Municipal Services summary for list of streets Project No.: A1799</p>
<p>2017 Sanitary Sewerage Capital Budget Item No. 14B</p>

BUDGET PROVISION AND COST ATTRIBUTION (\$000's)

	Budget Prior to 2017	2017 CAPITAL BUDGET	Four Year Forecast				TOTAL
			2018	2019	2020	2021	
EXPENDITURES:							
ENVIRONMENTAL ASSESSMENT							0.000
ENGINEERING		75.000	35.000	35.000	35.000	35.000	215.000
LAND ACQUISITION							0.000
UTILITY RELOCATION							0.000
CONSTRUCTION		775.000	165.000	165.000	165.000	165.000	1,435.000
CONTINGENCY							0.000
OTHER							0.000
TOTAL EXPENDITURES	0.000	850.000	200.000	200.000	200.000	200.000	1,650.000
ATTRIBUTION:							
SUBSIDY/GRANTS							0.000
NEW RESIDENTIAL DEVELOPMENT CHARGES							0.000
NEW COMMERCIAL DEVELOPMENT CHARGES*							0.000
USER REVENUES		850.000	200.000	200.000	200.000	200.000	1,650.000
DEBENTURES							0.000
OTHER							0.000
TOTAL ATTRIBUTION	0.000	850.000	200.000	200.000	200.000	200.000	1,650.000

Under the Council approved Development Charge By-law #16-2013, the Region approved full Commercial and Institutional Development Charges, effective July 1, 2013. As well, the Region approved full Industrial Development Charge which is being phased in by July 1, 2016. Any shortfall in the Commercial, Institutional or Industrial Development Charge Reserve Funding financing will be funded from user revenues.

NEED/EXPLANATION OF PROJECT

Replacement of deficient watermains and/or construction of new works in conjunction with road reconstruction proposed by the Town of Ajax

REGION OF DURHAM, 2017 CAPITAL BUDGET PROJECT DETAIL

WATER SUPPLY SYSTEM

PROJECT LOCATION & DESCRIPTION
<p>ITEM NO. 18C</p> <p>Area Municipality Road Programs TOWN OF WHITBY ROAD PROGRAM (6 Projects)</p> <p>Refer to Construction of Municipal Services summary for list of streets Project No.: W1799</p>
<p>2017 Sanitary Sewerage Capital Budget Item No. 14C</p>

BUDGET PROVISION AND COST ATTRIBUTION (\$000's)

	Budget Prior to 2017	2017 CAPITAL BUDGET	Four Year Forecast				TOTAL
			2018	2019	2020	2021	
EXPENDITURES:							
ENVIRONMENTAL ASSESSMENT							0.000
ENGINEERING		175.000	150.000	116.000	116.000	116.000	673.000
LAND ACQUISITION							0.000
UTILITY RELOCATION							0.000
CONSTRUCTION		1,755.000	1,080.000	504.000	504.000	504.000	4,347.000
CONTINGENCY							0.000
OTHER							0.000
TOTAL EXPENDITURES	0.000	1,930.000	1,230.000	620.000	620.000	620.000	5,020.000
ATTRIBUTION:							
SUBSIDY/GRANTS		1,125.000					1,125.000
NEW RESIDENTIAL DEVELOPMENT CHARGES							0.000
NEW COMMERCIAL DEVELOPMENT CHARGES*							0.000
USER REVENUES		805.000	1,230.000	620.000	620.000	620.000	3,895.000
DEBENTURES							0.000
OTHER							0.000
TOTAL ATTRIBUTION	0.000	1,930.000	1,230.000	620.000	620.000	620.000	5,020.000

Under the Council approved Development Charge By-law #16-2013, the Region approved full Commercial and Institutional Development Charges, effective July 1, 2013. As well, the Region approved full Industrial Development Charge which is being phased in by July 1, 2016. Any shortfall in the Commercial, Institutional or Industrial Development Charge Reserve Funding financing will be funded from user revenues.

NEED/EXPLANATION OF PROJECT

Replacement of deficient watermains and/or construction of new works in conjunction with road reconstruction proposed by the Town of Whitby.

REGION OF DURHAM, 2017 CAPITAL BUDGET PROJECT DETAIL

WATER SUPPLY SYSTEM

PROJECT LOCATION & DESCRIPTION
<p>ITEM NO. 18D</p> <p><u>Area Municipality Road Programs</u> CITY OF OSHAWA ROAD PROGRAM (4 Projects)</p> <p>Refer to Construction of Municipal Services summary for list of streets Project No.: O1799</p>
<p>2017 Sanitary Sewerage Capital Budget Item No. 14D</p>

BUDGET PROVISION AND COST ATTRIBUTION (\$000's)

	Budget Prior to 2017	2017 CAPITAL BUDGET	Four Year Forecast				TOTAL
			2018	2019	2020	2021	
EXPENDITURES:							
ENVIRONMENTAL ASSESSMENT							0.000
ENGINEERING		170.000	152.000	152.000	152.000	152.000	778.000
LAND ACQUISITION							0.000
UTILITY RELOCATION							0.000
CONSTRUCTION		1,240.000	948.000	948.000	948.000	948.000	5,032.000
CONTINGENCY							0.000
OTHER							0.000
TOTAL EXPENDITURES	0.000	1,410.000	1,100.000	1,100.000	1,100.000	1,100.000	5,810.000
ATTRIBUTION:							
SUBSIDY/GRANTS							0.000
NEW RESIDENTIAL DEVELOPMENT CHARGES							0.000
NEW COMMERCIAL DEVELOPMENT CHARGES*							0.000
USER REVENUES		1,410.000	1,100.000	1,100.000	1,100.000	1,100.000	5,810.000
DEBENTURES							0.000
OTHER							0.000
TOTAL ATTRIBUTION	0.000	1,410.000	1,100.000	1,100.000	1,100.000	1,100.000	5,810.000

Under the Council approved Development Charge By-law #16-2013, the Region approved full Commercial and Institutional Development Charges, effective July 1, 2013. As well, the Region approved full Industrial Development Charge which is being phased in by July 1, 2016. Any shortfall in the Commercial, Institutional or Industrial Development Charge Reserve Funding financing will be funded from user revenues.

NEED/EXPLANATION OF PROJECT

Replacement of deficient watermains and/or construction of new works in conjunction with road reconstruction proposed by the City of Oshawa.

REGION OF DURHAM, 2017 CAPITAL BUDGET PROJECT DETAIL

WATER SUPPLY SYSTEM

PROJECT LOCATION & DESCRIPTION
<p>ITEM NO. 18E</p> <p>Area Municipality Road Programs</p> <p>MUNICIPALITY OF CLARINGTON ROAD PROGRAM (2 Projects)</p> <p>Refer to Construction of Municipal Services summary for list of streets Project No.: C1799</p>
<p>2017 Sanitary Sewerage Capital Budget Item No. 14E</p>

BUDGET PROVISION AND COST ATTRIBUTION (\$000's)

	Budget Prior to 2017	2017 CAPITAL BUDGET	Four Year Forecast				TOTAL
			2018	2019	2020	2021	
EXPENDITURES:							
ENVIRONMENTAL ASSESSMENT							0.000
ENGINEERING		74.000	46.000	46.000	46.000	46.000	258.000
LAND ACQUISITION							0.000
UTILITY RELOCATION							0.000
CONSTRUCTION		216.000	324.000	324.000	324.000	324.000	1,512.000
CONTINGENCY							0.000
OTHER							0.000
TOTAL EXPENDITURES	0.000	290.000	370.000	370.000	370.000	370.000	1,770.000
ATTRIBUTION:							
SUBSIDY/GRANTS							0.000
NEW RESIDENTIAL DEVELOPMENT CHARGES							0.000
NEW COMMERCIAL DEVELOPMENT CHARGES*							0.000
USER REVENUES		290.000	370.000	370.000	370.000	370.000	1,770.000
DEBENTURES							0.000
OTHER							0.000
TOTAL ATTRIBUTION	0.000	290.000	370.000	370.000	370.000	370.000	1,770.000

Under the Council approved Development Charge By-law #16-2013, the Region approved full Commercial and Institutional Development Charges, effective July 1, 2013. As well, the Region approved full Industrial Development Charge which is being phased in by July 1, 2016. Any shortfall in the Commercial, Institutional or Industrial Development Charge Reserve Funding financing will be funded from user revenues.

NEED/EXPLANATION OF PROJECT

Replacement of deficient watermains and/or construction of new works in conjunction with road reconstruction proposed by the Municipality of Clarington.

REGION OF DURHAM, 2017 CAPITAL BUDGET PROJECT DETAIL

WATER SUPPLY SYSTEM

PROJECT LOCATION & DESCRIPTION
<p>ITEM NO. 18F</p> <p>Area Municipality Road Programs TOWNSHIP OF SCUGOG ROAD PROGRAM (0 Projects)</p> <p>Refer to Construction of Municipal Services summary for list of streets Project No.: -</p>
<p>2017 Sanitary Sewerage Capital Budget Item No. 14F</p>
<p>No Works proposed in 2017</p>

BUDGET PROVISION AND COST ATTRIBUTION (\$000's)							
	Budget Prior to 2017	2017 CAPITAL BUDGET	Four Year Forecast				TOTAL
			2018	2019	2020	2021	
EXPENDITURES:							
ENVIRONMENTAL ASSESSMENT							0.000
ENGINEERING			17.200	17.200	17.200	17.200	68.800
LAND ACQUISITION							0.000
UTILITY RELOCATION							0.000
CONSTRUCTION			112.800	112.800	112.800	112.800	451.200
CONTINGENCY							0.000
OTHER							0.000
TOTAL EXPENDITURES	0.000	0.000	130.000	130.000	130.000	130.000	520.000
ATTRIBUTION:							
SUBSIDY/GRANTS							0.000
NEW RESIDENTIAL DEVELOPMENT CHARGES							0.000
NEW COMMERCIAL DEVELOPMENT CHARGES*							0.000
USER REVENUES			130.000	130.000	130.000	130.000	520.000
DEBENTURES							0.000
OTHER							0.000
TOTAL ATTRIBUTION	0.000	0.000	130.000	130.000	130.000	130.000	520.000
Under the Council approved Development Charge By-law #16-2013, the Region approved full Commercial and Institutional Development Charges, effective July 1, 2013. As well, the Region approved full Industrial Development Charge which is being phased in by July 1, 2016. Any shortfall in the Commercial, Institutional or Industrial Development Charge Reserve Funding financing will be funded from user revenues.							

NEED/EXPLANATION OF PROJECT
<p>Replacement of deficient watermains and/or construction of new works in conjunction with road reconstruction proposed by the Township of Scugog.</p>

REGION OF DURHAM, 2017 CAPITAL BUDGET PROJECT DETAIL

WATER SUPPLY SYSTEM

PROJECT LOCATION & DESCRIPTION
<p>ITEM NO. 18G</p> <p>Area Municipality Road Programs</p> <p>TOWNSHIP OF UXBRIDGE ROAD PROGRAM (0 Projects)</p> <p>Refer to Construction of Municipal Services summary for list of streets Project No.: -</p>
<p>2017 Sanitary Sewerage Capital Budget Item No. 14G</p>
<p>No Works proposed in 2017</p>

BUDGET PROVISION AND COST ATTRIBUTION (\$000's)							
	Budget Prior to 2017	2017 CAPITAL BUDGET	Four Year Forecast				TOTAL
			2018	2019	2020	2021	
EXPENDITURES:							
ENVIRONMENTAL ASSESSMENT							0.000
ENGINEERING			38.600	38.600	38.600	38.600	154.400
LAND ACQUISITION							0.000
UTILITY RELOCATION							0.000
CONSTRUCTION			231.400	231.400	231.400	231.400	925.600
CONTINGENCY							0.000
OTHER							0.000
TOTAL EXPENDITURES	0.000	0.000	270.000	270.000	270.000	270.000	1,080.000
ATTRIBUTION:							
SUBSIDY/GRANTS							0.000
NEW RESIDENTIAL DEVELOPMENT CHARGES							0.000
NEW COMMERCIAL DEVELOPMENT CHARGES*							0.000
USER REVENUES			270.000	270.000	270.000	270.000	1,080.000
DEBENTURES							0.000
OTHER							0.000
TOTAL ATTRIBUTION	0.000	0.000	270.000	270.000	270.000	270.000	1,080.000
<p>Under the Council approved Development Charge By-law #16-2013, the Region approved full Commercial and Institutional Development Charges, effective July 1, 2013. As well, the Region approved full Industrial Development Charge which is being phased in by July 1, 2016. Any shortfall in the Commercial, Institutional or Industrial Development Charge Reserve Funding financing will be funded from user revenues.</p>							

NEED/EXPLANATION OF PROJECT
<p>Replacement of deficient watermains and/or construction of new works in conjunction with road reconstruction proposed by the Township of Uxbridge.</p>

REGION OF DURHAM, 2017 CAPITAL BUDGET PROJECT DETAIL

WATER SUPPLY SYSTEM

PROJECT LOCATION & DESCRIPTION
<p>ITEM NO. 18H</p> <p>Area Municipality Road Programs</p> <p>TOWNSHIP OF BROCK ROAD PROGRAM (0 Projects)</p> <p>Refer to Construction of Municipal Services summary for list of streets Project No.: -</p>
<p>2017 Sanitary Sewerage Capital Budget Item No. 14H</p>
<p>No Works proposed in 2017</p>

BUDGET PROVISION AND COST ATTRIBUTION (\$000's)							
	Budget Prior to 2017	2017 CAPITAL BUDGET	Four Year Forecast				TOTAL
			2018	2019	2020	2021	
EXPENDITURES:							
ENVIRONMENTAL ASSESSMENT							0.000
ENGINEERING			38.000	38.000	38.000	38.000	152.000
LAND ACQUISITION							0.000
UTILITY RELOCATION							0.000
CONSTRUCTION			212.000	212.000	212.000	212.000	848.000
CONTINGENCY							0.000
OTHER							0.000
TOTAL EXPENDITURES	0.000	0.000	250.000	250.000	250.000	250.000	1,000.000
ATTRIBUTION:							
SUBSIDY/GRANTS							0.000
NEW RESIDENTIAL DEVELOPMENT CHARGES							0.000
NEW COMMERCIAL DEVELOPMENT CHARGES*							0.000
USER REVENUES			250.000	250.000	250.000	250.000	1,000.000
DEBENTURES							0.000
OTHER							0.000
TOTAL ATTRIBUTION	0.000	0.000	250.000	250.000	250.000	250.000	1,000.000
<p>Under the Council approved Development Charge By-law #16-2013, the Region approved full Commercial and Institutional Development Charges, effective July 1, 2013. As well, the Region approved full Industrial Development Charge which is being phased in by July 1, 2016. Any shortfall in the Commercial, Institutional or Industrial Development Charge Reserve Funding financing will be funded from user revenues.</p>							

NEED/EXPLANATION OF PROJECT
<p>Replacement of deficient watermains and/or construction of new works in conjunction with road reconstruction proposed by the Township of Brock.</p>

REGION OF DURHAM, 2017 CAPITAL BUDGET PROJECT DETAIL

WATER SUPPLY SYSTEM

PROJECT LOCATION & DESCRIPTION
<p>ITEM NO. 18i</p> <p><u>Area Municipality Road Programs</u> ALLOWANCE FOR UNKINOWN REQUIREMENTS IN CONJUNCTION WITH AREA MUNICIPALITY ROAD PROGRAMS Refer to Construction of Municipal Services summary for list of streets Project No.: M1703</p>
<p>2017 Sanitary Sewerage Capital Budget Item No. 14i</p>

BUDGET PROVISION AND COST ATTRIBUTION (\$000's)							
	Budget Prior to 2017	2017 CAPITAL BUDGET	Four Year Forecast				TOTAL
			2018	2019	2020	2021	
EXPENDITURES:							
ENVIRONMENTAL ASSESSMENT							0.000
ENGINEERING		20.000	50.000	50.000	50.000	100.000	270.000
LAND ACQUISITION							0.000
UTILITY RELOCATION							0.000
CONSTRUCTION		180.000	250.000	250.000	250.000	500.000	1,430.000
CONTINGENCY							0.000
OTHER							0.000
TOTAL EXPENDITURES	0.000	200.000	300.000	300.000	300.000	600.000	1,700.000
ATTRIBUTION:							
SUBSIDY/GRANTS							0.000
NEW RESIDENTIAL DEVELOPMENT CHARGES							0.000
NEW COMMERCIAL DEVELOPMENT CHARGES*							0.000
USER REVENUES		200.000	300.000	300.000	300.000	600.000	1,700.000
DEBENTURES							0.000
OTHER							0.000
TOTAL ATTRIBUTION	0.000	200.000	300.000	300.000	300.000	600.000	1,700.000
Under the Council approved Development Charge By-law #16-2013, the Region approved full Commercial and Institutional Development Charges, effective July 1, 2013. As well, the Region approved full Industrial Development Charge which is being phased in by July 1, 2016. Any shortfall in the Commercial, Institutional or Industrial Development Charge Reserve Funding financing will be funded from user revenues.							

NEED/EXPLANATION OF PROJECT
<p>This allowance is to provide for unanticipated watermain works in conjunction with area municipality road programs in various locations (Items 18A to 18H)</p>

REGION OF DURHAM, 2017 CAPITAL BUDGET PROJECT DETAIL

WATER SUPPLY SYSTEM

PROJECT LOCATION & DESCRIPTION
<p>ITEM NO. 20</p> <p><u>BETTERMENTS/ REPLACEMENTS</u></p> <p>Works to rectify identified system deficiencies independent of road programs in various locations</p> <p>Project No.: M1799</p>
RELATED PROJECTS

BUDGET PROVISION AND COST ATTRIBUTION (\$000's)							
	Budget Prior to 2017	2017 CAPITAL BUDGET	Four Year Forecast				TOTAL
			2018	2019	2020	2021	
EXPENDITURES:							
ENVIRONMENTAL ASSESSMENT							0.000
ENGINEERING		100.000	90.000	90.000	108.000	112.000	500.000
LAND ACQUISITION							0.000
UTILITY RELOCATION							0.000
CONSTRUCTION		660.000	585.000	585.000	612.000	648.000	3,090.000
CONTINGENCY							0.000
OTHER							0.000
TOTAL EXPENDITURES	0.000	760.000	675.000	675.000	720.000	760.000	3,590.000
ATTRIBUTION:							
SUBSIDY/GRANTS							0.000
NEW RESIDENTIAL DEVELOPMENT CHARGES							0.000
NEW COMMERCIAL DEVELOPMENT CHARGES*							0.000
USER REVENUES		760.000	675.000	675.000	720.000	760.000	3,590.000
DEBENTURES							0.000
OTHER							0.000
TOTAL ATTRIBUTION	0.000	760.000	675.000	675.000	720.000	760.000	3,590.000
<p>Under the Council approved Development Charge By-law #16-2013, the Region approved full Commercial and Institutional Development Charges, effective July 1, 2013. As well, the Region approved full Industrial Development Charge which is being phased in by July 1, 2016. Any shortfall in the Commercial, Institutional or Industrial Development Charge Reserve Funding financing will be funded from user revenues.</p>							

NEED/EXPLANATION OF PROJECT

REGION OF DURHAM, 2017 CAPITAL BUDGET PROJECT DETAIL

WATER SUPPLY SYSTEM

PROJECT LOCATION & DESCRIPTION
ITEM NO. 21 <u>BETTERMENTS/ REPLACEMENTS</u> Rehabilitation of existing watermains in various locations Project No.: D1712
RELATED PROJECTS

BUDGET PROVISION AND COST ATTRIBUTION (\$000's)							
	Budget Prior to 2017	2017 CAPITAL BUDGET	Four Year Forecast				TOTAL
			2018	2019	2020	2021	
EXPENDITURES:							
ENVIRONMENTAL ASSESSMENT							0.000
ENGINEERING		600.000	230.000	230.000	230.000	230.000	1,520.000
LAND ACQUISITION							0.000
UTILITY RELOCATION							0.000
CONSTRUCTION		4,000.000	1,370.000	1,370.000	1,370.000	1,370.000	9,480.000
CONTINGENCY							0.000
OTHER							0.000
TOTAL EXPENDITURES	0.000	4,600.000	1,600.000	1,600.000	1,600.000	1,600.000	11,000.000
ATTRIBUTION:							
SUBSIDY/GRANTS		2,250.000					2,250.000
NEW RESIDENTIAL DEVELOPMENT CHARGES							0.000
NEW COMMERCIAL DEVELOPMENT CHARGES*							0.000
USER REVENUES		2,350.000	1,600.000	1,600.000	1,600.000	1,600.000	8,750.000
DEBENTURES							0.000
OTHER							0.000
TOTAL ATTRIBUTION		4,600.000	1,600.000	1,600.000	1,600.000	1,600.000	11,000.000
Under the Council approved Development Charge By-law #16-2013, the Region approved full Commercial and Institutional Development Charges, effective July 1, 2013. As well, the Region approved full Industrial Development Charge which is being phased in by July 1, 2016. Any shortfall in the Commercial, Institutional or Industrial Development Charge Reserve Funding financing will be funded from user revenues.							

NEED/EXPLANATION OF PROJECT
Rehabilitation (cement mortar lining) of watermains in various locations.

REGION OF DURHAM, 2017 CAPITAL BUDGET PROJECT DETAIL

WATER SUPPLY SYSTEM

PROJECT LOCATION & DESCRIPTION
<p>ITEM NO.: 26</p> <p><u>BETTERMENTS/ REPLACEMENTS</u></p> <p>Replacement of a watermain on R.R. 31 (Westney Rd.) from Monarch Ave. to Harwood Ave., Ajax</p> <p>Project No.: A1701</p>
RELATED PROJECTS
<p><i>Town of Ajax</i></p>

BUDGET PROVISION AND COST ATTRIBUTION (\$000's)							
	Budget Prior to 2017	2017 CAPITAL BUDGET	Four Year Forecast				TOTAL
			2018	2019	2020	2021	
EXPENDITURES:							
ENVIRONMENTAL ASSESSMENT							0.000
ENGINEERING		40.000					40.000
LAND ACQUISITION							0.000
UTILITY RELOCATION							0.000
CONSTRUCTION		280.000					280.000
CONTINGENCY							0.000
OTHER							0.000
TOTAL EXPENDITURES	0.000	320.000	0.000	0.000	0.000	0.000	320.000
ATTRIBUTION:							
SUBSIDY/GRANTS							0.000
NEW RESIDENTIAL DEVELOPMENT CHARGES							0.000
NEW COMMERCIAL DEVELOPMENT CHARGES*							0.000
USER REVENUES							0.000
DEBENTURES							0.000
ASSET MGMT RESERVE FUND		320.000					320.000
TOTAL ATTRIBUTION	0.000	320.000	0.000	0.000	0.000	0.000	320.000
<p>Under the Council approved Development Charge By-law #16-2013, the Region approved full Commercial and Institutional Development Charges, effective July 1, 2013. As well, the Region approved full Industrial Development Charge which is being phased in by July 1, 2016. Any shortfall in the Commercial, Institutional or Industrial Development Charge Reserve Funding financing will be funded from user revenues.</p>							

NEED/EXPLANATION OF PROJECT
<p>Asset Management Project - the watermain has reached the end of its useful service life.</p>

PROJECT LOCATION & DESCRIPTION
<p>ITEM NO. 31</p> <p><u>BETTERMENTS/ REPLACEMENTS</u></p> <p>Replacement of watermain crossing Highway 401, east of Brock St., Whitby</p> <p>Project No.: W1315</p>
<p>RELATED PROJECTS</p> <p>2015 Water Supply Capital Budget Item No. 43</p>
<p><i>Town of Whitby</i></p>

BUDGET PROVISION AND COST ATTRIBUTION (\$000's)							
	Budget Prior to 2017	2017 CAPITAL BUDGET	Four Year Forecast				TOTAL
			2018	2019	2020	2021	
EXPENDITURES:							
ENVIRONMENTAL ASSESSMENT							0.000
ENGINEERING	368.000	280.000					648.000
LAND ACQUISITION							0.000
UTILITY RELOCATION							0.000
CONSTRUCTION	2,520.000	1,320.000					3,840.000
CONTINGENCY							0.000
OTHER							0.000
TOTAL EXPENDITURES	2,888.000	1,600.000	0.000	0.000	0.000	0.000	4,488.000
ATTRIBUTION:							
SUBSIDY/GRANTS		1,200.000					1,200.000
NEW RESIDENTIAL DEVELOPMENT CHARGES							0.000
NEW COMMERCIAL DEVELOPMENT CHARGES*							0.000
USER REVENUES	2,888.000	400.000					3,288.000
DEBENTURES							0.000
OTHER							0.000
TOTAL ATTRIBUTION	2,888.000	1,600.000	0.000	0.000	0.000	0.000	4,488.000
<p>Under the Council approved Development Charge By-law #16-2013, the Region approved full Commercial and Institutional Development Charges, effective July 1, 2013. As well, the Region approved full Industrial Development Charge which is being phased in by July 1, 2016. Any shortfall in the Commercial, Institutional or Industrial Development Charge Reserve Funding financing will be funded from user revenues.</p>							

NEED/EXPLANATION OF PROJECT

REGION OF DURHAM, 2017 CAPITAL BUDGET PROJECT DETAIL

WATER SUPPLY SYSTEM

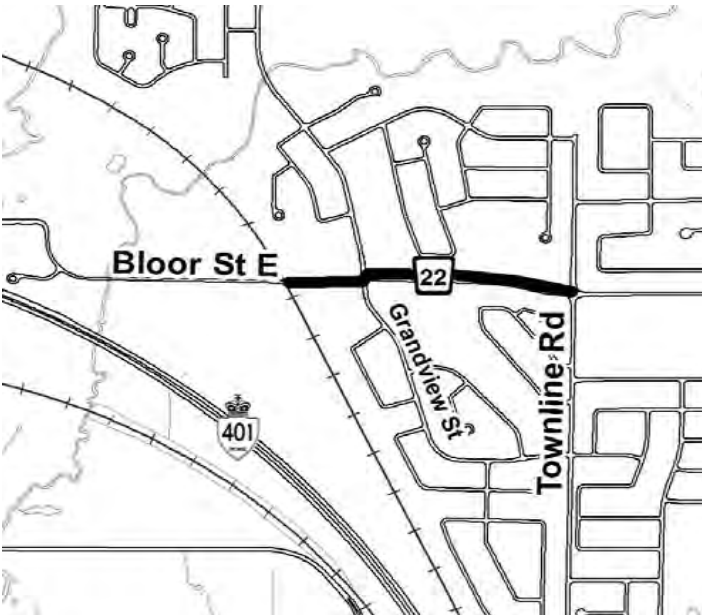
PROJECT LOCATION & DESCRIPTION
<p>ITEM NO. 41</p> <p><u>BETTERMENTS/ REPLACEMENTS</u></p> <p>Replacement of a watermain on Lloyd St. from Centre St. to Simcoe St., Oshawa</p> <p>Project No.: O1602</p>
<p>RELATED PROJECTS</p> <p>2016 Sanitary Sewerage Capital Budget Item No. 26</p>
<p><i>City of Oshawa</i></p>

BUDGET PROVISION AND COST ATTRIBUTION (\$000's)							
	Budget Prior to 2017	2017 CAPITAL BUDGET	Four Year Forecast				TOTAL
			2018	2019	2020	2021	
EXPENDITURES:							
ENVIRONMENTAL ASSESSMENT							0.000
ENGINEERING		40.000					40.000
LAND ACQUISITION							0.000
UTILITY RELOCATION							0.000
CONSTRUCTION		260.000					260.000
CONTINGENCY							0.000
OTHER							0.000
TOTAL EXPENDITURES	0.000	300.000	0.000	0.000	0.000	0.000	300.000
ATTRIBUTION:							
SUBSIDY/GRANTS							0.000
NEW RESIDENTIAL DEVELOPMENT CHARGES							0.000
NEW COMMERCIAL DEVELOPMENT CHARGES*							0.000
USER REVENUES							0.000
DEBENTURES							0.000
ASSET MGMT RESERVE FUND		300.000					300.000
TOTAL ATTRIBUTION	0.000	300.000	0.000	0.000	0.000	0.000	300.000
<p>Under the Council approved Development Charge By-law #16-2013, the Region approved full Commercial and Institutional Development Charges, effective July 1, 2013. As well, the Region approved full Industrial Development Charge which is being phased in by July 1, 2016. Any shortfall in the Commercial, Institutional or Industrial Development Charge Reserve Funding financing will be funded from user revenues.</p>							

NEED/EXPLANATION OF PROJECT
<p>Asset Management Project - the watermain has reached the end of its useful service life.</p>

REGION OF DURHAM, 2017 CAPITAL BUDGET PROJECT DETAIL

WATER SUPPLY SYSTEM


PROJECT LOCATION & DESCRIPTION
<p>ITEM NO. 44</p> <p><u>BETTERMENTS/ REPLACEMENTS</u></p> <p>Replacement of a feedermain on R.R. 22 (Bloor St.) from Grandview St. to Townline Rd., Oshawa</p> <p>Project No.: O1501</p>
RELATED PROJECTS
2015 Water Supply Capital Budget Item No. 49
<p><i>City of Oshawa</i></p> 

BUDGET PROVISION AND COST ATTRIBUTION (\$000's)							
	Budget Prior to 2017	2017 CAPITAL BUDGET	Four Year Forecast				TOTAL
			2018	2019	2020	2021	
EXPENDITURES:							
ENVIRONMENTAL ASSESSMENT							0.000
ENGINEERING	150.000	150.000					300.000
LAND ACQUISITION							0.000
UTILITY RELOCATION							0.000
CONSTRUCTION		1,850.000					1,850.000
CONTINGENCY							0.000
OTHER							0.000
TOTAL EXPENDITURES	150.000	2,000.000	0.000	0.000	0.000	0.000	2,150.000
ATTRIBUTION:							
SUBSIDY/GRANTS		1,500.000					1,500.000
NEW RESIDENTIAL DEVELOPMENT CHARGES							0.000
NEW COMMERCIAL DEVELOPMENT CHARGES*							0.000
USER REVENUES							0.000
DEBENTURES							0.000
ASSET MGMT RESERVE FUND	150.000	500.000					650.000
TOTAL ATTRIBUTION	150.000	2,000.000	0.000	0.000	0.000	0.000	2,150.000
<p>Under the Council approved Development Charge By-law #16-2013, the Region approved full Commercial and Institutional Development Charges, effective July 1, 2013. As well, the Region approved full Industrial Development Charge which is being phased in by July 1, 2016. Any shortfall in the Commercial, Institutional or Industrial Development Charge Reserve Funding financing will be funded from user revenues.</p>							

NEED/EXPLANATION OF PROJECT
Asset Management Project - feedermain has reached the end of its useful service life.

REGION OF DURHAM, 2017 CAPITAL BUDGET PROJECT DETAIL

WATER SUPPLY SYSTEM

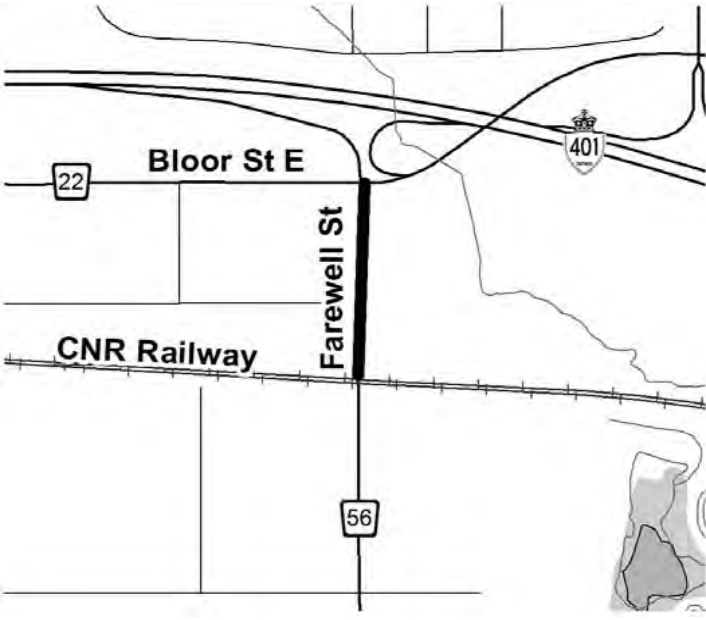
PROJECT LOCATION & DESCRIPTION
<p>ITEM NO. 45</p> <p><u>BETTERMENTS/ REPLACEMENTS</u></p> <p>Replacement of a watermain on Durham St. from Gibb St. to the dead-end, Oshawa</p> <p>Project No.: O1605</p>
RELATED PROJECTS
<p>2016 Water Supply Capital Budget Item No. 49</p>
<p><i>City of Oshawa</i></p> 

BUDGET PROVISION AND COST ATTRIBUTION (\$000's)							
	Budget Prior to 2017	2017 CAPITAL BUDGET	Four Year Forecast				TOTAL
			2018	2019	2020	2021	
EXPENDITURES:							
ENVIRONMENTAL ASSESSMENT							0.000
ENGINEERING	80.000						80.000
LAND ACQUISITION							0.000
UTILITY RELOCATION							0.000
CONSTRUCTION	490.000	30.000					520.000
CONTINGENCY							0.000
OTHER							0.000
TOTAL EXPENDITURES	570.000	30.000	0.000	0.000	0.000	0.000	600.000
ATTRIBUTION:							
SUBSIDY/GRANTS							0.000
NEW RESIDENTIAL DEVELOPMENT CHARGES							0.000
NEW COMMERCIAL DEVELOPMENT CHARGES*							0.000
USER REVENUES							0.000
DEBENTURES							0.000
ASSET MGMT RESERVE FUND	570.000	30.000					600.000
TOTAL ATTRIBUTION	570.000	30.000	0.000	0.000	0.000	0.000	600.000
<p>Under the Council approved Development Charge By-law #16-2013, the Region approved full Commercial and Institutional Development Charges, effective July 1, 2013. As well, the Region approved full Industrial Development Charge which is being phased in by July 1, 2016. Any shortfall in the Commercial, Institutional or Industrial Development Charge Reserve Funding financing will be funded from user revenues.</p>							

NEED/EXPLANATION OF PROJECT
<p>Asset Management Project - the watermain has reached the end of its useful service life.</p>

REGION OF DURHAM, 2017 CAPITAL BUDGET PROJECT DETAIL

WATER SUPPLY SYSTEM


PROJECT LOCATION & DESCRIPTION
<p>ITEM NO. 46</p> <p><u>BETTERMENTS/ REPLACEMENTS</u></p> <p>Replacement of watermain on R.R. 56 (Farewell St.) from CNR to Bloor St., Oshawa</p> <p>Project No.: O1701</p>
RELATED PROJECTS
<p><i>City of Oshawa</i></p> 

BUDGET PROVISION AND COST ATTRIBUTION (\$000's)							
	Budget Prior to 2017	2017 CAPITAL BUDGET	Four Year Forecast				TOTAL
			2018	2019	2020	2021	
EXPENDITURES:							
ENVIRONMENTAL ASSESSMENT							0.000
ENGINEERING		70.000					70.000
LAND ACQUISITION							0.000
UTILITY RELOCATION							0.000
CONSTRUCTION		400.000					400.000
CONTINGENCY							0.000
OTHER							0.000
TOTAL EXPENDITURES	0.000	470.000	0.000	0.000	0.000	0.000	470.000
ATTRIBUTION:							
SUBSIDY/GRANTS							0.000
NEW RESIDENTIAL DEVELOPMENT CHARGES							0.000
NEW COMMERCIAL DEVELOPMENT CHARGES*							0.000
USER REVENUES							0.000
DEBENTURES							0.000
ASSET MGMT RESERVE FUND		470.000					470.000
TOTAL ATTRIBUTION	0.000	470.000	0.000	0.000	0.000	0.000	470.000
<p><small>Under the Council approved Development Charge By-law #16-2013, the Region approved full Commercial and Institutional Development Charges, effective July 1, 2013. As well, the Region approved full Industrial Development Charge which is being phased in by July 1, 2016. Any shortfall in the Commercial, Institutional or Industrial Development Charge Reserve Funding financing will be funded from user revenues.</small></p>							

NEED/EXPLANATION OF PROJECT
<p>Asset Management Project - the watermain has reached the end of its useful service life.</p>

REGION OF DURHAM, 2017 CAPITAL BUDGET PROJECT DETAIL

WATER SUPPLY SYSTEM


PROJECT LOCATION & DESCRIPTION
<p>ITEM NO. 50</p> <p><u>BETTERMENTS/ REPLACEMENTS</u></p> <p>Replacement of watermain on R.R. 58 (Adelaide Ave.) from Mary St. N. to French St., Oshawa</p> <p>Project No.: O1403</p>
RELATED PROJECTS
<p>2014 Water Supply Capital Budget Item No. 16D-4</p>
<p><i>City of Oshawa</i></p>  <p>The map shows a street grid in Oshawa. Adelaide Ave is highlighted in bold. It runs east-west between Mary St and French St. To the north are Simcoe St N and Ritson Rd N. To the south are Mary St and French St. Highway markers for 2A, 2, 58, and 16 are also shown.</p>

BUDGET PROVISION AND COST ATTRIBUTION (\$000's)							
	Budget Prior to 2017	2017 CAPITAL BUDGET	Four Year Forecast				TOTAL
			2018	2019	2020	2021	
EXPENDITURES:							
ENVIRONMENTAL ASSESSMENT							0.000
ENGINEERING	50.000	60.000					110.000
LAND ACQUISITION							0.000
UTILITY RELOCATION							0.000
CONSTRUCTION		660.000					660.000
CONTINGENCY							0.000
OTHER							0.000
TOTAL EXPENDITURES	50.000	720.000	0.000	0.000	0.000	0.000	770.000
ATTRIBUTION:							
SUBSIDY/GRANTS							0.000
NEW RESIDENTIAL DEVELOPMENT CHARGES							0.000
NEW COMMERCIAL DEVELOPMENT CHARGES*							0.000
USER REVENUES	50.000						50.000
DEBENTURES							0.000
ASSET MGMT RESERVE FUND		720.000					720.000
TOTAL ATTRIBUTION	50.000	720.000	0.000	0.000	0.000	0.000	770.000
<p>Under the Council approved Development Charge By-law #16-2013, the Region approved full Commercial and Institutional Development Charges, effective July 1, 2013. As well, the Region approved full Industrial Development Charge which is being phased in by July 1, 2016. Any shortfall in the Commercial, Institutional or Industrial Development Charge Reserve Funding financing will be funded from user revenues.</p>							

NEED/EXPLANATION OF PROJECT
<p>Asset Management Project - the watermain has reached the end of its useful service life.</p>

REGION OF DURHAM, 2017 CAPITAL BUDGET PROJECT DETAIL

WATER SUPPLY SYSTEM

PROJECT LOCATION & DESCRIPTION
<p>ITEM NO. 51</p> <p><u>BETTERMENTS/ REPLACEMENTS</u></p> <p>Replacement of watermain on Oxford St. from Stone St. to Dwight Ave., Oshawa</p> <p>Project No.: O1702</p>
RELATED PROJECTS
<p>2016 Sanitary Sewerage Capital Budget Item No. 30</p>
<p><i>City of Oshawa</i></p> 

BUDGET PROVISION AND COST ATTRIBUTION (\$000's)							
	Budget Prior to 2017	2017 CAPITAL BUDGET	Four Year Forecast				TOTAL
			2018	2019	2020	2021	
EXPENDITURES:							
ENVIRONMENTAL ASSESSMENT							0.000
ENGINEERING		85.000	65.100				150.100
LAND ACQUISITION							0.000
UTILITY RELOCATION							0.000
CONSTRUCTION			934.900				934.900
CONTINGENCY							0.000
OTHER							0.000
TOTAL EXPENDITURES	0.000	85.000	1,000.000	0.000	0.000	0.000	1,085.000
ATTRIBUTION:							
SUBSIDY/GRANTS							0.000
NEW RESIDENTIAL DEVELOPMENT CHARGES							0.000
NEW COMMERCIAL DEVELOPMENT CHARGES*							0.000
USER REVENUES							0.000
DEBENTURES							0.000
ASSET MGMT RESERVE FUND		85.000	1,000.000				1,085.000
TOTAL ATTRIBUTION	0.000	85.000	1,000.000	0.000	0.000	0.000	1,085.000
<p>Under the Council approved Development Charge By-law #16-2013, the Region approved full Commercial and Institutional Development Charges, effective July 1, 2013. As well, the Region approved full Industrial Development Charge which is being phased in by July 1, 2016. Any shortfall in the Commercial, Institutional or Industrial Development Charge Reserve Funding financing will be funded from user revenues.</p>							

NEED/EXPLANATION OF PROJECT
<p>Asset Management Project - the watermain has reached the end of its useful service life.</p>


PROJECT LOCATION & DESCRIPTION
<p>ITEM NO. 52</p> <p><u>BETTERMENTS/ REPLACEMENTS</u></p> <p>Replacement of watermain on Lakeview Park Avenue from Birchcliffe Ave. to Simcoe St. South, Oshawa</p> <p>Project No.: O1703</p>
RELATED PROJECTS
<p><i>City of Oshawa</i></p>

BUDGET PROVISION AND COST ATTRIBUTION (\$000's)							
	Budget Prior to 2017	2017 CAPITAL BUDGET	Four Year Forecast				TOTAL
			2018	2019	2020	2021	
EXPENDITURES:							
ENVIRONMENTAL ASSESSMENT							0.000
ENGINEERING		60.000	40.000				100.000
LAND ACQUISITION							0.000
UTILITY RELOCATION							0.000
CONSTRUCTION			521.000				521.000
CONTINGENCY							0.000
OTHER							0.000
TOTAL EXPENDITURES	0.000	60.000	561.000	0.000	0.000	0.000	621.000
ATTRIBUTION:							
SUBSIDY/GRANTS							0.000
NEW RESIDENTIAL DEVELOPMENT CHARGES							0.000
NEW COMMERCIAL DEVELOPMENT CHARGES*							0.000
USER REVENUES							0.000
DEBENTURES							0.000
ASSET MGMT RESERVE FUND		60.000	561.000				621.000
TOTAL ATTRIBUTION	0.000	60.000	561.000	0.000	0.000	0.000	621.000
<p>Under the Council approved Development Charge By-law #16-2013, the Region approved full Commercial and Institutional Development Charges, effective July 1, 2013. As well, the Region approved full Industrial Development Charge which is being phased in by July 1, 2016. Any shortfall in the Commercial, Institutional or Industrial Development Charge Reserve Funding financing will be funded from user revenues.</p>							

NEED/EXPLANATION OF PROJECT
<p>Asset Management Project - the watermain has reached the end of its useful service life.</p>

REGION OF DURHAM, 2017 CAPITAL BUDGET PROJECT DETAIL

WATER SUPPLY SYSTEM

PROJECT LOCATION & DESCRIPTION
<p>ITEM NO. 63</p> <p><u>BETTERMENTS/ REPLACEMENTS</u></p> <p>Replacement of watermain on North St. from Grady St. to 750 m south of Concession Rd. 3, Newcastle</p> <p>Project No.: C1601</p>
<p>RELATED PROJECTS</p> <p>2016 Water Supply Capital Budget Item No. 59 2016 Sanitary Sewerage Capital Budget Item No. 69</p> <p><i>Municipality of Clarington (Newcastle)</i></p> 

BUDGET PROVISION AND COST ATTRIBUTION (\$000's)							
	Budget Prior to 2017	2017 CAPITAL BUDGET	Four Year Forecast				TOTAL
			2018	2019	2020	2021	
EXPENDITURES:							
ENVIRONMENTAL ASSESSMENT							0.000
ENGINEERING	50.000	40.000		60.000	150.200		300.200
LAND ACQUISITION							0.000
UTILITY RELOCATION							0.000
CONSTRUCTION		840.000			989.800		1,829.800
CONTINGENCY							0.000
OTHER							0.000
TOTAL EXPENDITURES	50.000	880.000	0.000	60.000	1,140.000	0.000	2,130.000
ATTRIBUTION:							
SUBSIDY/GRANTS							0.000
NEW RESIDENTIAL DEVELOPMENT CHARGES							0.000
NEW COMMERCIAL DEVELOPMENT CHARGES*							0.000
USER REVENUES	50.000	880.000		60.000	1,140.000		2,130.000
DEBENTURES							0.000
OTHER							0.000
TOTAL ATTRIBUTION	50.000	880.000	0.000	60.000	1,140.000	0.000	2,130.000
<p>Under the Council approved Development Charge By-law #16-2013, the Region approved full Commercial and Institutional Development Charges, effective July 1, 2013. As well, the Region approved full Industrial Development Charge which is being phased in by July 1, 2016. Any shortfall in the Commercial, Institutional or Industrial Development Charge Reserve Funding financing will be funded from user revenues.</p>							

NEED/EXPLANATION OF PROJECT
<p>Phase 1: Grady St. to North of CPR Phase 2: North of C.P.R. to 750 m S. of Concession Rd. 3</p>

REGION OF DURHAM, 2017 CAPITAL BUDGET PROJECT DETAIL

WATER SUPPLY SYSTEM

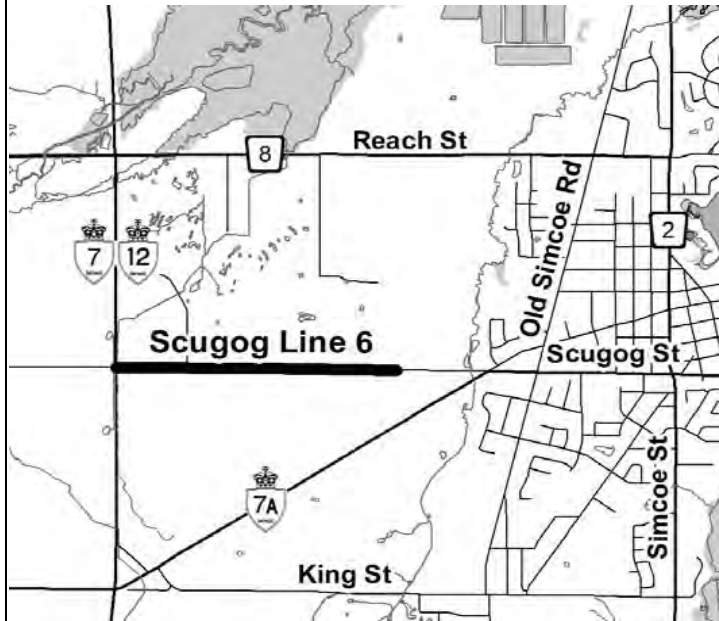
PROJECT LOCATION & DESCRIPTION

ITEM NO. 70
ALLOWANCE FOR CONSTRUCTION OF SERVICES IN UNSERVICED AREAS IN RESPONSE TO REQUESTS OR PETITIONS
 Scugog Line 6 from Highway 12 to 565 m west of Highway 7A, Scugog
 Project No.: S1504

RELATED PROJECTS

2016 Water Supply Capital Budget Item No. 110

Township of Scugog (Port Perry)

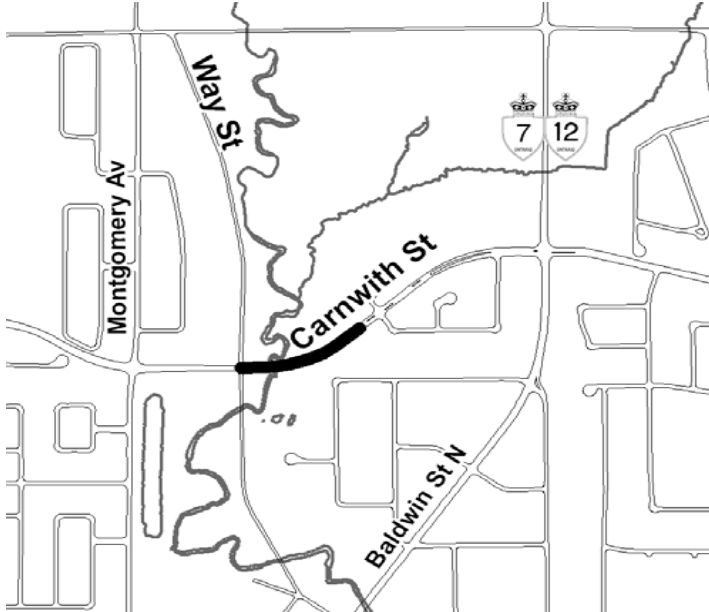


BUDGET PROVISION AND COST ATTRIBUTION (\$000's)

	Budget Prior to 2017	2017 CAPITAL BUDGET	Four Year Forecast				TOTAL
			2018	2019	2020	2021	
EXPENDITURES:							
ENVIRONMENTAL ASSESSMENT							0.000
ENGINEERING	150.000	50.000					200.000
LAND ACQUISITION							0.000
UTILITY RELOCATION							0.000
CONSTRUCTION		1,200.000					1,200.000
CONTINGENCY							0.000
OTHER							0.000
TOTAL EXPENDITURES	150.000	1,250.000	0.000	0.000	0.000	0.000	1,400.000
ATTRIBUTION:							
SUBSIDY/GRANTS		630.000					630.000
NEW RESIDENTIAL DEVELOPMENT CHARGES							0.000
NEW COMMERCIAL DEVELOPMENT CHARGES*							0.000
USER REVENUES	150.000	620.000					770.000
DEBENTURES							0.000
OTHER							0.000
TOTAL ATTRIBUTION	150.000	1,250.000	0.000	0.000	0.000	0.000	1,400.000

Under the Council approved Development Charge By-law #16-2013, the Region approved full Commercial and Institutional Development Charges, effective July 1, 2013. As well, the Region approved full Industrial Development Charge which is being phased in by July 1, 2016. Any shortfall in the Commercial, Institutional or Industrial Development Charge Reserve Funding financing will be funded from user revenues.

NEED/EXPLANATION OF PROJECT

PROJECT LOCATION & DESCRIPTION
<p>ITEM NO. 79</p> <p><u>SYSTEM EXPANSION</u></p> <p>Zone 3 - 300mm watermain crossing Lynde Creek at Carnwith Dr. from Way St. to 250 m east, (Brooklin) Whitby</p> <p>Project No.: D1301</p>
RELATED PROJECTS
<p>2013 Water Supply Capital Budget Item No. 52</p> <p><i>Town of Whitby (Brooklin)</i></p> 

BUDGET PROVISION AND COST ATTRIBUTION (\$000's)							
	Budget Prior to 2017	2017 CAPITAL BUDGET	Four Year Forecast				TOTAL
			2018	2019	2020	2021	
EXPENDITURES:							
ENVIRONMENTAL ASSESSMENT							0.000
ENGINEERING	150.000						150.000
LAND ACQUISITION							0.000
UTILITY RELOCATION							0.000
CONSTRUCTION		780.000					780.000
CONTINGENCY							0.000
OTHER							0.000
TOTAL EXPENDITURES	150.000	780.000	0.000	0.000	0.000	0.000	930.000
ATTRIBUTION:							
SUBSIDY/GRANTS							0.000
NEW RESIDENTIAL DEVELOPMENT CHARGES	136.350	684.840					821.190
NEW COMMERCIAL DEVELOPMENT CHARGES*	4.800	21.060					25.860
USER REVENUES	8.850	74.100					82.950
DEBENTURES							0.000
OTHER							0.000
TOTAL ATTRIBUTION	150.000	780.000	0.000	0.000	0.000	0.000	930.000
<p>Under the Council approved Development Charge By-law #16-2013, the Region approved full Commercial and Institutional Development Charges, effective July 1, 2013. As well, the Region approved full Industrial Development Charge which is being phased in by July 1, 2016. Any shortfall in the Commercial, Institutional or Industrial Development Charge Reserve Funding financing will be funded from user revenues.</p>							

NEED/EXPLANATION OF PROJECT

REGION OF DURHAM, 2017 CAPITAL BUDGET PROJECT DETAIL

WATER SUPPLY SYSTEM

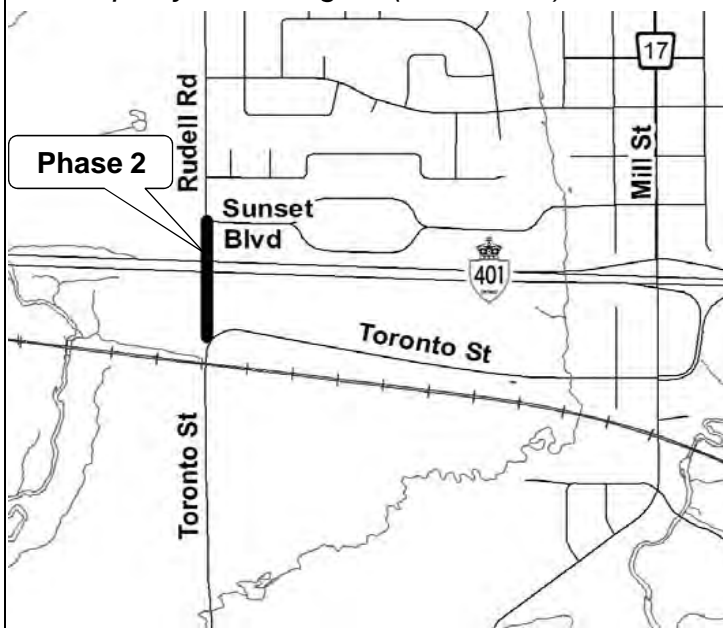
PROJECT LOCATION & DESCRIPTION
<p>ITEM NO. 88</p> <p><u>SYSTEM EXPANSION</u></p> <p>Zone 1 feedermain on Bloor St. from Stevenson Rd. to Wilson Rd., Oshawa</p> <p>Project No.: O0403</p>
RELATED PROJECTS
2013 Water Supply Capital Budget Item No. 54
<p><i>City of Oshawa</i></p>

BUDGET PROVISION AND COST ATTRIBUTION (\$000's)							
	Budget Prior to 2017	2017 CAPITAL BUDGET	Four Year Forecast				TOTAL
			2018	2019	2020	2021	
EXPENDITURES:							
ENVIRONMENTAL ASSESSMENT							0.000
ENGINEERING	1,812.000	200.000	300.000				2,312.000
LAND ACQUISITION							0.000
UTILITY RELOCATION							0.000
CONSTRUCTION	9,408.000	1,800.000	4,600.000				15,808.000
CONTINGENCY							0.000
OTHER							0.000
TOTAL EXPENDITURES	11,220.000	2,000.000	4,900.000	0.000	0.000	0.000	18,120.000
ATTRIBUTION:							
SUBSIDY/GRANTS							0.000
NEW RESIDENTIAL DEVELOPMENT CHARGES	10,180.800	1,756.000	4,302.200				16,239.000
NEW COMMERCIAL DEVELOPMENT CHARGES*	461.500	54.000	132.300				647.800
USER REVENUES	557.700	190.000	465.500				1,213.200
DEBENTURES							0.000
OTHER	20.000						20.000
TOTAL ATTRIBUTION	11,220.000	2,000.000	4,900.000	0.000	0.000	0.000	18,120.000
<p>Under the Council approved Development Charge By-law #16-2013, the Region approved full Commercial and Institutional Development Charges, effective July 1, 2013. As well, the Region approved full Industrial Development Charge which is being phased in by July 1, 2016. Any shortfall in the Commercial, Institutional or Industrial Development Charge Reserve Funding financing will be funded from user revenues.</p>							

NEED/EXPLANATION OF PROJECT
<p>Project to be completed in phases:</p> <p>Phase 1: Albert St. to Ritson Rd. - Completed</p> <p>Phase 2: Stevenson Rd. to Albert St.</p> <p>Phase 3: Ritson Rd. Wilson Rd.</p>

REGION OF DURHAM, 2017 CAPITAL BUDGET PROJECT DETAIL

WATER SUPPLY SYSTEM

PROJECT LOCATION & DESCRIPTION
<p>ITEM NO.: 110</p> <p><u>SYSTEM EXPANSION</u></p> <p>Zone 1 feedermain on Toronto St. from Newcastle Water Pollution Control Plant to King St. (Hwy No. 2), Newcastle</p> <p>Project No.: C1103</p>
<p>RELATED PROJECTS</p> <p>2011 Water Supply Capital Budget Item No. 70 2012 Water Supply Capital Budget Item No. 65 2014 Water Supply Capital Budget Item No. 92</p>
<p><i>Municipality of Clarington (Newcastle)</i></p> 

BUDGET PROVISION AND COST ATTRIBUTION (\$000's)							
	Budget Prior to 2017	2017 CAPITAL BUDGET	Four Year Forecast				TOTAL
			2018	2019	2020	2021	
EXPENDITURES:							
ENVIRONMENTAL ASSESSMENT							0.000
ENGINEERING	590.000	600.000					1,190.000
LAND ACQUISITION							0.000
UTILITY RELOCATION							0.000
CONSTRUCTION	4,149.500	3,900.000					8,049.500
CONTINGENCY							0.000
OTHER							0.000
TOTAL EXPENDITURES	4,739.500	4,500.000	0.000	0.000	0.000	0.000	9,239.500
ATTRIBUTION:							
SUBSIDY/GRANTS							0.000
NEW RESIDENTIAL DEVELOPMENT CHARGES	3,819.188	3,753.450					7,572.638
NEW COMMERCIAL DEVELOPMENT CHARGES*	166.040	115.260					281.300
USER REVENUES	754.273	631.290					1,385.563
DEBENTURES							0.000
AMRF							0.000
TOTAL ATTRIBUTION	4,739.501	4,500.000	0.000	0.000	0.000	0.000	9,239.501
Under the Council approved Development Charge By-law #16-2013, the Region approved full Commercial and Institutional Development Charges, effective July 1, 2013. As well, the Region approved full Industrial Development Charge which is being phased in by July 1, 2016. Any shortfall in the Commercial, Institutional or Industrial Development Charge Reserve Funding financing will be funded from user revenues.							

NEED/EXPLANATION OF PROJECT
<p>Phase 1: Milligan Street to Hydro ROW - construction initiated</p> <p>Phase 2: Toronto St. from Hydro ROW to Highway 401 and on Rudell Road from Highway 401 to Highway 2</p>

REGION OF DURHAM, 2017 CAPITAL BUDGET PROJECT DETAIL

WATER SUPPLY SYSTEM

PROJECT LOCATION & DESCRIPTION
<p>ITEM NO. 114</p> <p><u>SYSTEM EXPANSION</u></p> <p>Feedermain on Scugog Line 3 from Simcoe St. to Old Simcoe St., Port Perry</p> <p>Project No. D1607</p>
RELATED PROJECTS
2016 Water Supply Capital Budget Item No. 109
<i>Township of Scugog (Port Perry)</i>

BUDGET PROVISION AND COST ATTRIBUTION (\$000's)							
	Budget Prior to 2017	2017 CAPITAL BUDGET	Four Year Forecast				TOTAL
			2018	2019	2020	2021	
EXPENDITURES:							
ENVIRONMENTAL ASSESSMENT							0.000
ENGINEERING	228.000						228.000
LAND ACQUISITION							0.000
UTILITY RELOCATION							0.000
CONSTRUCTION	72.000	1,300.000					1,372.000
CONTINGENCY							0.000
OTHER							0.000
TOTAL EXPENDITURES	300.000	1,300.000	0.000	0.000	0.000	0.000	1,600.000
ATTRIBUTION:							
SUBSIDY/GRANTS							0.000
NEW RESIDENTIAL DEVELOPMENT CHARGES	38.580	167.180					205.760
NEW COMMERCIAL DEVELOPMENT CHARGES*	1.190	5.148					6.338
USER REVENUES	260.230	1,127.620					1,387.850
DEBENTURES							0.000
OTHER - CWWF							0.000
TOTAL ATTRIBUTION	300.000	1,299.948	0.000	0.000	0.000	0.000	1,599.948
<p>Under the Council approved Development Charge By-law #16-2013, the Region approved full Commercial and Institutional Development Charges, effective July 1, 2013. As well, the Region approved full Industrial Development Charge which is being phased in by July 1, 2016. Any shortfall in the Commercial, Institutional or Industrial Development Charge Reserve Funding financing will be funded from user revenues.</p>							

NEED/EXPLANATION OF PROJECT
Construction of feedermain to service existing system and new development.

PROJECT LOCATION & DESCRIPTION
ITEM NO. 115 <u>OTHER LINEAR INFRASTRUCTURE</u> Replacement of meters Project No.: D1706
RELATED PROJECTS

BUDGET PROVISION AND COST ATTRIBUTION (\$000's)

	Budget Prior to 2017	2017 CAPITAL BUDGET	Four Year Forecast				TOTAL
			2018	2019	2020	2021	
EXPENDITURES:							
ENVIRONMENTAL ASSESSMENT							0.000
ENGINEERING							0.000
LAND ACQUISITION							0.000
UTILITY RELOCATION							0.000
CONSTRUCTION		3,100.000	3,100.000	3,100.000	1,500.000	1,500.000	12,300.000
CONTINGENCY							0.000
OTHER							0.000
TOTAL EXPENDITURES	0.000	3,100.000	3,100.000	3,100.000	1,500.000	1,500.000	12,300.000
ATTRIBUTION:							
SUBSIDY/GRANTS							0.000
NEW RESIDENTIAL DEVELOPMENT CHARGES							0.000
NEW COMMERCIAL DEVELOPMENT CHARGES*							0.000
USER REVENUES		3,100.000	3,100.000	3,100.000	1,500.000	1,500.000	12,300.000
DEBENTURES							0.000
OTHER							0.000
TOTAL ATTRIBUTION	0.000	3,100.000	3,100.000	3,100.000	1,500.000	1,500.000	12,300.000

Under the Council approved Development Charge By-law #16-2013, the Region approved full Commercial and Institutional Development Charges, effective July 1, 2013. As well, the Region approved full Industrial Development Charge which is being phased in by July 1, 2016. Any shortfall in the Commercial, Institutional or Industrial Development Charge Reserve Funding financing will be funded from user revenues.

NEED/EXPLANATION OF PROJECT

PROJECT LOCATION & DESCRIPTION
ITEM NO. 116 <u>OTHER LINEAR INFRASTRUCTURE</u> Design - Replacement of polybutylene service connections in various locations Project No.: D1799
RELATED PROJECTS

BUDGET PROVISION AND COST ATTRIBUTION (\$000's)							
	Budget Prior to 2017	2017 CAPITAL BUDGET	Four Year Forecast				TOTAL
			2018	2019	2020	2021	
EXPENDITURES:							
ENVIRONMENTAL ASSESSMENT							0.000
ENGINEERING		1,427.647	1,300.000	1,600.000	1,800.000	750.000	6,877.647
LAND ACQUISITION							0.000
UTILITY RELOCATION							0.000
CONSTRUCTION		17,000.000	12,000.000	12,000.000	12,000.000	7,050.000	60,050.000
CONTINGENCY							0.000
OTHER							0.000
TOTAL EXPENDITURES	0.000	18,427.647	13,300.000	13,600.000	13,800.000	7,800.000	66,927.647
ATTRIBUTION:							
SUBSIDY/GRANTS		4,145.735					4,145.735
NEW RESIDENTIAL DEVELOPMENT CHARGES							0.000
NEW COMMERCIAL DEVELOPMENT CHARGES*							0.000
USER REVENUES		12,473.912	12,007.000	12,152.000	12,187.000	7,600.000	56,419.912
DEBENTURES							0.000
ASSET MGMT RESERVE FUND		1,808.000	1,293.000	1,448.000	1,613.000	1,400.000	7,562.000
TOTAL ATTRIBUTION	0.000	18,427.647	13,300.000	13,600.000	13,800.000	9,000.000	68,127.647
Under the Council approved Development Charge By-law #16-2013, the Region approved full Commercial and Institutional Development Charges, effective July 1, 2013. As well, the Region approved full Industrial Development Charge which is being phased in by July 1, 2016. Any shortfall in the Commercial, Institutional or Industrial Development Charge Reserve Funding financing will be funded from user revenues.							

NEED/EXPLANATION OF PROJECT

PROJECT LOCATION & DESCRIPTION
<p>ITEM NO.: 117</p> <p><u>OTHER LINEAR INFRASTRUCTURE</u></p> <p>Depot - Replacement of polybutylene service connections in various locations</p> <p>Project No.: M1725</p>
RELATED PROJECTS

BUDGET PROVISION AND COST ATTRIBUTION (\$000's)							
	Budget Prior to 2017	2017 CAPITAL BUDGET	Four Year Forecast				TOTAL
			2018	2019	2020	2021	
EXPENDITURES:							
ENVIRONMENTAL ASSESSMENT							0.000
ENGINEERING							0.000
LAND ACQUISITION							0.000
UTILITY RELOCATION							0.000
CONSTRUCTION		1,600.000	1,400.000	1,200.000	1,000.000	500.000	5,700.000
CONTINGENCY							0.000
OTHER							0.000
TOTAL EXPENDITURES	0.000	1,600.000	1,400.000	1,200.000	1,000.000	500.000	5,700.000
ATTRIBUTION:							
SUBSIDY/GRANTS							0.000
NEW RESIDENTIAL DEVELOPMENT CHARGES							0.000
NEW COMMERCIAL DEVELOPMENT CHARGES*							0.000
USER REVENUES		1,600.000	1,400.000	1,200.000	1,000.000	500.000	5,700.000
DEBENTURES							0.000
OTHER							0.000
TOTAL ATTRIBUTION	0.000	1,600.000	1,400.000	1,200.000	1,000.000	500.000	5,700.000
<p>Under the Council approved Development Charge By-law #16-2013, the Region approved full Commercial and Institutional Development Charges, effective July 1, 2013. As well, the Region approved full Industrial Development Charge which is being phased in by July 1, 2016. Any shortfall in the Commercial, Institutional or Industrial Development Charge Reserve Funding financing will be funded from user revenues.</p>							

NEED/EXPLANATION OF PROJECT

PROJECT LOCATION & DESCRIPTION
ITEM NO. 118 <u>OTHER LINEAR INFRASTRUCTURE</u> Depots - Replacement of lead service connections in various locations Project No.: M1732
RELATED PROJECTS

BUDGET PROVISION AND COST ATTRIBUTION (\$000's)							
	Budget Prior to 2017	2017 CAPITAL BUDGET	Four Year Forecast				TOTAL
			2018	2019	2020	2021	
EXPENDITURES:							
ENVIRONMENTAL ASSESSMENT							0.000
ENGINEERING		250.000	110.000	110.000	110.000	110.000	690.000
LAND ACQUISITION							0.000
UTILITY RELOCATION							0.000
CONSTRUCTION		550.000	890.000	890.000	890.000	890.000	4,110.000
CONTINGENCY							0.000
OTHER							0.000
TOTAL EXPENDITURES	0.000	800.000	1,000.000	1,000.000	1,000.000	1,000.000	4,800.000
ATTRIBUTION:							
SUBSIDY/GRANTS							0.000
NEW RESIDENTIAL DEVELOPMENT CHARGES							0.000
NEW COMMERCIAL DEVELOPMENT CHARGES*							0.000
USER REVENUES		800.000	1,000.000	1,000.000	1,000.000	1,000.000	4,800.000
DEBENTURES							0.000
OTHER							0.000
TOTAL ATTRIBUTION	0.000	800.000	1,000.000	1,000.000	1,000.000	1,000.000	4,800.000
Under the Council approved Development Charge By-law #16-2013, the Region approved full Commercial and Institutional Development Charges, effective July 1, 2013. As well, the Region approved full Industrial Development Charge which is being phased in by July 1, 2016. Any shortfall in the Commercial, Institutional or Industrial Development Charge Reserve Funding financing will be funded from user revenues.							

NEED/EXPLANATION OF PROJECT

PROJECT LOCATION & DESCRIPTION
ITEM NO. 119 <u>OTHER LINEAR INFRASTRUCTURE</u> Replacement of valves Project No. M1726
RELATED PROJECTS

BUDGET PROVISION AND COST ATTRIBUTION (\$000's)							
	Budget Prior to 2017	2017 CAPITAL BUDGET	Four Year Forecast				TOTAL
			2018	2019	2020	2021	
EXPENDITURES:							
ENVIRONMENTAL ASSESSMENT							0.000
ENGINEERING							0.000
LAND ACQUISITION							0.000
UTILITY RELOCATION							0.000
CONSTRUCTION		150.000	150.000	150.000	150.000	150.000	750.000
CONTINGENCY							0.000
OTHER							0.000
TOTAL EXPENDITURES	0.000	150.000	150.000	150.000	150.000	150.000	750.000
ATTRIBUTION:							
SUBSIDY/GRANTS							0.000
NEW RESIDENTIAL DEVELOPMENT CHARGES							0.000
NEW COMMERCIAL DEVELOPMENT CHARGES*							0.000
USER REVENUES		150.000	150.000	150.000	150.000	150.000	750.000
DEBENTURES							0.000
OTHER							0.000
TOTAL ATTRIBUTION	0.000	150.000	150.000	150.000	150.000	150.000	750.000
Under the Council approved Development Charge By-law #16-2013, the Region approved full Commercial and Institutional Development Charges, effective July 1, 2013. As well, the Region approved full Industrial Development Charge which is being phased in by July 1, 2016. Any shortfall in the Commercial, Institutional or Industrial Development Charge Reserve Funding financing will be funded from user revenues.							

NEED/EXPLANATION OF PROJECT

REGION OF DURHAM, 2017 CAPITAL BUDGET PROJECT DETAIL

WATER SUPPLY SYSTEM


PROJECT LOCATION & DESCRIPTION
ITEM NO. 120 <u>OTHER LINEAR INFRASTRUCTURE</u> Replacement of hydrants Project No. M1727
RELATED PROJECTS

BUDGET PROVISION AND COST ATTRIBUTION (\$000's)							
	Budget Prior to 2017	2017 CAPITAL BUDGET	Four Year Forecast				TOTAL
			2018	2019	2020	2021	
EXPENDITURES:							
ENVIRONMENTAL ASSESSMENT							0.000
ENGINEERING							0.000
LAND ACQUISITION							0.000
UTILITY RELOCATION							0.000
CONSTRUCTION		150.000	150.000	150.000	150.000	150.000	750.000
CONTINGENCY							0.000
OTHER							0.000
TOTAL EXPENDITURES	0.000	150.000	150.000	150.000	150.000	150.000	750.000
ATTRIBUTION:							
SUBSIDY/GRANTS							0.000
NEW RESIDENTIAL DEVELOPMENT CHARGES							0.000
NEW COMMERCIAL DEVELOPMENT CHARGES*							0.000
USER REVENUES		150.000	150.000	150.000	150.000	150.000	750.000
DEBENTURES							0.000
OTHER							0.000
TOTAL ATTRIBUTION	0.000	150.000	150.000	150.000	150.000	150.000	750.000
Under the Council approved Development Charge By-law #16-2013, the Region approved full Commercial and Institutional Development Charges, effective July 1, 2013. As well, the Region approved full Industrial Development Charge which is being phased in by July 1, 2016. Any shortfall in the Commercial, Institutional or Industrial Development Charge Reserve Funding financing will be funded from user revenues.							

NEED/EXPLANATION OF PROJECT

REGION OF DURHAM, 2017 CAPITAL BUDGET PROJECT DETAIL

WATER SUPPLY SYSTEM

PROJECT LOCATION & DESCRIPTION
<p>ITEM NO. 121</p> <p><u>BUILDINGS</u></p> <p>Regional Environmental Laboratory Upgrades and ventilation associated works, Pickering</p> <p>Project No.: Y1602</p>
RELATED PROJECTS
<p>2016 Water Supply Capital Budget Item No. 116</p> <p>2017 Sanitary Sewerage Capital Budget Item No. 71</p>
<p><i>City of Pickering</i></p> 

BUDGET PROVISION AND COST ATTRIBUTION (\$000's)							
	Budget Prior to 2017	2017 CAPITAL BUDGET	Four Year Forecast				TOTAL
			2018	2019	2020	2021	
EXPENDITURES:							
ENVIRONMENTAL ASSESSMENT							0.000
ENGINEERING	250.000	200.000	50.000				500.000
LAND ACQUISITION							0.000
UTILITY RELOCATION							0.000
CONSTRUCTION			2,900.000				2,900.000
CONTINGENCY							0.000
OTHER							0.000
TOTAL EXPENDITURES	250.000	200.000	2,950.000	0.000	0.000	0.000	3,400.000
ATTRIBUTION:							
SUBSIDY/GRANTS							0.000
NEW RESIDENTIAL DEVELOPMENT CHARGES	109.750	87.800	1,295.050				1,492.600
NEW COMMERCIAL DEVELOPMENT CHARGES*	3.375	2.700	39.825				45.900
USER REVENUES	11.875	9.500	140.125				161.500
DEBENTURES							0.000
OTHER - YORK REGION	125.000	100.000	1,475.000				1,700.000
TOTAL ATTRIBUTION	250.000	200.000	2,950.000	0.000	0.000	0.000	3,400.000
<p>Under the Council approved Development Charge By-law #16-2013, the Region approved full Commercial and Institutional Development Charges, effective July 1, 2013. As well, the Region approved full Industrial Development Charge which is being phased in by July 1, 2016. Any shortfall in the Commercial, Institutional or Industrial Development Charge Reserve Funding financing will be funded from user revenues.</p>							

NEED/EXPLANATION OF PROJECT
<p>Cost sharing with York Region</p>

PROJECT LOCATION & DESCRIPTION
<p>ITEM NO. 122</p> <p><u>BUILDINGS</u></p> <p>Seaton Zone 4 Reservoir and Zone 5 pumping station, Pickering various locations</p> <p>Project No.: D1701</p>
RELATED PROJECTS
<p><i>City of Pickering</i></p> <p style="text-align: center;">Seaton Z4 Reservoir and Z5 PS</p> <p style="text-align: center;">Highway 7</p> <p style="text-align: center;">Whitevale Rd</p>

BUDGET PROVISION AND COST ATTRIBUTION (\$000's)							
	Budget Prior to 2017	2017 CAPITAL BUDGET	Four Year Forecast				TOTAL
			2018	2019	2020	2021	
EXPENDITURES:							
ENVIRONMENTAL ASSESSMENT							0.000
ENGINEERING		1,200.000	1,500.000				2,700.000
LAND ACQUISITION							0.000
UTILITY RELOCATION							0.000
CONSTRUCTION			16,700.000				16,700.000
CONTINGENCY							0.000
OTHER							0.000
TOTAL EXPENDITURES	0.000	1,200.000	18,200.000	0.000	0.000	0.000	19,400.000
ATTRIBUTION:							
SUBSIDY/GRANTS							0.000
NEW RESIDENTIAL DEVELOPMENT CHARGES							0.000
NEW COMMERCIAL DEVELOPMENT CHARGES*							0.000
USER REVENUES		100.000	100.000				200.000
DEBENTURE							0.000
OTHER - DEVELOPER		1,100.000	18,100.000				19,200.000
TOTAL ATTRIBUTION	0.000	1,200.000	18,200.000	0.000	0.000	0.000	19,400.000
<p>Under the Council approved Development Charge By-law #16-2013, the Region approved full Commercial and Institutional Development Charges, effective July 1, 2013. As well, the Region approved full Industrial Development Charge which is being phased in by July 1, 2016. Any shortfall in the Commercial, Institutional or Industrial Development Charge Reserve Funding financing will be funded from user revenues.</p>							
NEED/EXPLANATION OF PROJECT							

REGION OF DURHAM, 2017 CAPITAL BUDGET PROJECT DETAIL

WATER SUPPLY SYSTEM

PROJECT LOCATION & DESCRIPTION
<p>ITEM NO.: 133</p> <p><u>BUILDINGS</u></p> <p>Oshawa Water Supply Plant - Plant No. 1 Filter Rehabilitation</p> <p>Project No.: O1516</p>
RELATED PROJECTS
<p><i>City of Oshawa</i></p>

BUDGET PROVISION AND COST ATTRIBUTION (\$000's)							
	Budget Prior to 2017	2017 CAPITAL BUDGET	Four Year Forecast				TOTAL
			2018	2019	2020	2021	
EXPENDITURES:							
ENVIRONMENTAL ASSESSMENT							0.000
ENGINEERING	600.000						600.000
LAND ACQUISITION							0.000
UTILITY RELOCATION							0.000
CONSTRUCTION	300.000	3,200.000					3,500.000
CONTINGENCY							0.000
OTHER							0.000
TOTAL EXPENDITURES	900.000	3,200.000	0.000	0.000	0.000	0.000	4,100.000
ATTRIBUTION:							
SUBSIDY/GRANTS		2,400.000					2,400.000
NEW RESIDENTIAL DEVELOPMENT CHARGES							0.000
NEW COMMERCIAL DEVELOPMENT CHARGES*							0.000
USER REVENUES	900.000	800.000					1,700.000
DEBENTURES							0.000
OTHER							0.000
TOTAL ATTRIBUTION	900.000	3,200.000	0.000	0.000	0.000	0.000	4,100.000
<p>Under the Council approved Development Charge By-law #16-2013, the Region approved full Commercial and Institutional Development Charges, effective July 1, 2013. As well, the Region approved full Industrial Development Charge which is being phased in by July 1, 2016. Any shortfall in the Commercial, Institutional or Industrial Development Charge Reserve Funding financing will be funded from user revenues.</p>							
NEED/EXPLANATION OF PROJECT							

REGION OF DURHAM, 2017 CAPITAL BUDGET PROJECT DETAIL

WATER SUPPLY SYSTEM

PROJECT LOCATION & DESCRIPTION
ITEM NO. 158 <u>BUILDINGS</u> Wellhead protection at Regional well sites Project No. M0101
RELATED PROJECTS

BUDGET PROVISION AND COST ATTRIBUTION (\$000's)							
	Budget Prior to 2017	2017 CAPITAL BUDGET	Four Year Forecast				TOTAL
			2018	2019	2020	2021	
EXPENDITURES:							
ENVIRONMENTAL ASSESSMENT							0.000
ENGINEERING		114.000	114.000	114.000	114.000	114.000	570.000
LAND ACQUISITION							0.000
UTILITY RELOCATION							0.000
CONSTRUCTION		686.000	686.000	686.000	686.000	686.000	3,430.000
CONTINGENCY							0.000
OTHER							0.000
TOTAL EXPENDITURES	0.000	800.000	800.000	800.000	800.000	800.000	4,000.000
ATTRIBUTION:							
SUBSIDY/GRANTS							0.000
NEW RESIDENTIAL DEVELOPMENT CHARGES							0.000
NEW COMMERCIAL DEVELOPMENT CHARGES*							0.000
USER REVENUES		800.000	800.000	800.000	800.000	800.000	4,000.000
DEBENTURES							0.000
OTHER							0.000
TOTAL ATTRIBUTION	0.000	800.000	800.000	800.000	800.000	800.000	4,000.000
Under the Council approved Development Charge By-law #16-2013, the Region approved full Commercial and Institutional Development Charges, effective July 1, 2013. As well, the Region approved full Industrial Development Charge which is being phased in by July 1, 2016. Any shortfall in the Commercial, Institutional or Industrial Development Charge Reserve Funding financing will be funded from user revenues.							

NEED/EXPLANATION OF PROJECT

REGION OF DURHAM, 2017 CAPITAL BUDGET PROJECT DETAIL

WATER SUPPLY SYSTEM

PROJECT LOCATION & DESCRIPTION
<p>ITEM NO. 160</p> <p><u>MACHINERY AND EQUIPMENT</u></p> <p>New diesel generator at the Ajax Water Supply Plant</p> <p>Project No.: D1702</p>
RELATED PROJECTS
<p><i>Town of Ajax</i></p> <p>Bayly St</p> <p>31</p> <p>22</p> <p>Westney Rd</p> <p>Harwood Ave</p> <p>Salem Rd</p> <p>Ajax WSP</p> <p>Lake Driveway</p> <p>LAKE ONTARIO</p>

BUDGET PROVISION AND COST ATTRIBUTION (\$000's)							
	Budget Prior to 2017	2017 CAPITAL BUDGET	Four Year Forecast				TOTAL
			2018	2019	2020	2021	
EXPENDITURES:							
ENVIRONMENTAL ASSESSMENT							0.000
ENGINEERING		200.000	80.000				280.000
LAND ACQUISITION							0.000
UTILITY RELOCATION							0.000
CONSTRUCTION			1,920.000				1,920.000
CONTINGENCY							0.000
OTHER							0.000
TOTAL EXPENDITURES	0.000	200.000	2,000.000	0.000	0.000	0.000	2,200.000
ATTRIBUTION:							
SUBSIDY/GRANTS							0.000
NEW RESIDENTIAL DEVELOPMENT CHARGES							0.000
NEW COMMERCIAL DEVELOPMENT CHARGES*							0.000
USER REVENUES		200.000	2,000.000				2,200.000
DEBENTURES							0.000
OTHER							0.000
TOTAL ATTRIBUTION	0.000	200.000	2,000.000	0.000	0.000	0.000	2,200.000
<p>Under the Council approved Development Charge By-law #16-2013, the Region approved full Commercial and Institutional Development Charges, effective July 1, 2013. As well, the Region approved full Industrial Development Charge which is being phased in by July 1, 2016. Any shortfall in the Commercial, Institutional or Industrial Development Charge Reserve Funding financing will be funded from user revenues.</p>							

NEED/EXPLANATION OF PROJECT
<p>Emergency control and power supply systems required to operate system during communications and hydro electric power failure.</p>

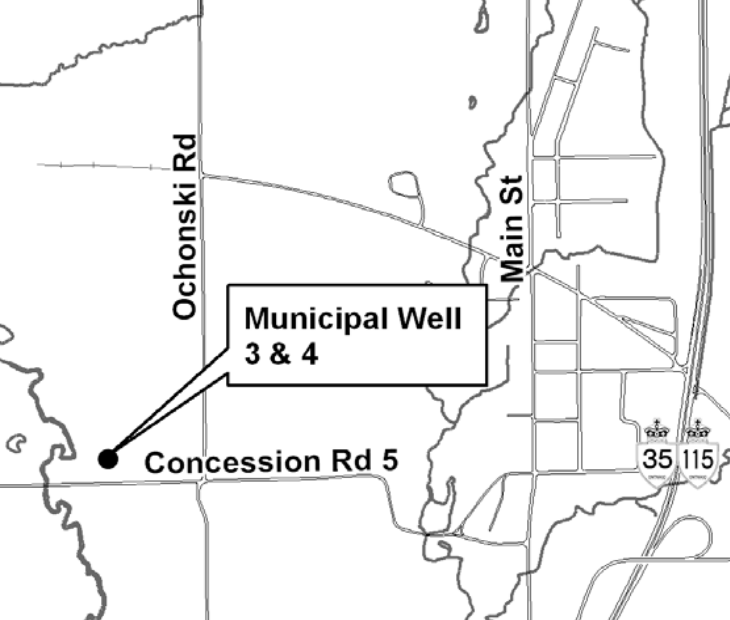
PROJECT LOCATION & DESCRIPTION
<p>ITEM NO. 163</p> <p><u>MACHINERY AND EQUIPMENT</u></p> <p>Whitby Water Supply Plant - dechlorination equipment for backwash prior to discharge, Whitby</p> <p>Project No.: D1703</p>
RELATED PROJECTS

BUDGET PROVISION AND COST ATTRIBUTION (\$000's)							
	Budget Prior to 2017	2017 CAPITAL BUDGET	Four Year Forecast				TOTAL
			2018	2019	2020	2021	
EXPENDITURES:							
ENVIRONMENTAL ASSESSMENT							0.000
ENGINEERING		60.000					60.000
LAND ACQUISITION							0.000
UTILITY RELOCATION							0.000
CONSTRUCTION		340.000					340.000
CONTINGENCY							0.000
OTHER							0.000
TOTAL EXPENDITURES	0.000	400.000	0.000	0.000	0.000	0.000	400.000
ATTRIBUTION:							
SUBSIDY/GRANTS		300.000					300.000
NEW RESIDENTIAL DEVELOPMENT CHARGES							0.000
NEW COMMERCIAL DEVELOPMENT CHARGES*							0.000
USER REVENUES		100.000					100.000
DEBENTURES							0.000
OTHER							0.000
TOTAL ATTRIBUTION	0.000	400.000	0.000	0.000	0.000	0.000	400.000
<p>Under the Council approved Development Charge By-law #16-2013, the Region approved full Commercial and Institutional Development Charges, effective July 1, 2013. As well, the Region approved full Industrial Development Charge which is being phased in by July 1, 2016. Any shortfall in the Commercial, Institutional or Industrial Development Charge Reserve Funding financing will be funded from user revenues.</p>							

NEED/EXPLANATION OF PROJECT
<p>Provincial Water Quality Objective (PWQO) report recommendation.</p>

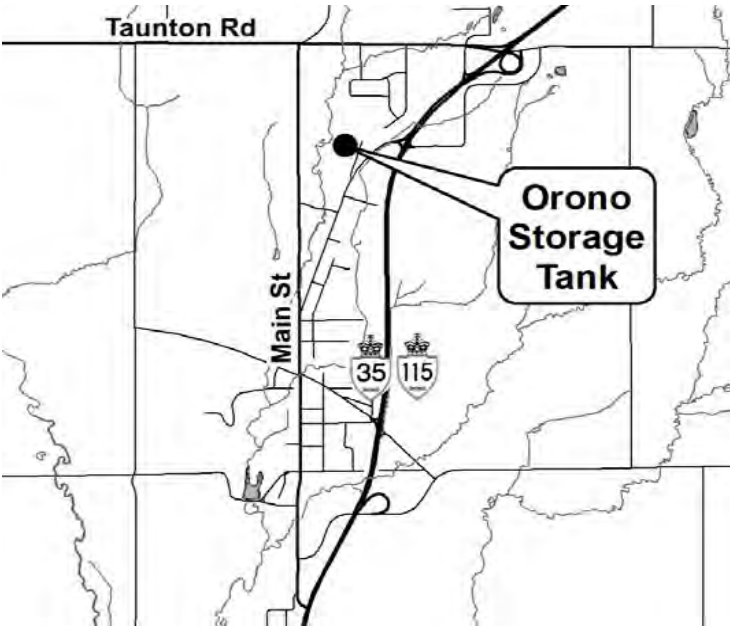
REGION OF DURHAM, 2017 CAPITAL BUDGET PROJECT DETAIL

WATER SUPPLY SYSTEM

PROJECT LOCATION & DESCRIPTION
<p>ITEM NO.: 165</p> <p><u>MACHINERY AND EQUIPMENT</u></p> <p>Orono Water Supply System - diesel generator replacement</p> <p>Project No.: D1305</p>
RELATED PROJECTS
<p>2013 Water Supply Capital Budget Item No. 99</p> <p><i>Municipality of Clarington (Orono)</i></p> 


BUDGET PROVISION AND COST ATTRIBUTION (\$000's)							
	Budget Prior to 2017	2017 CAPITAL BUDGET	Four Year Forecast				TOTAL
			2018	2019	2020	2021	
EXPENDITURES:							
ENVIRONMENTAL ASSESSMENT							0.000
ENGINEERING	110.000						110.000
LAND ACQUISITION							0.000
UTILITY RELOCATION							0.000
CONSTRUCTION	290.000	400.000					690.000
CONTINGENCY							0.000
OTHER							0.000
TOTAL EXPENDITURES	400.000	400.000	0.000	0.000	0.000	0.000	800.000
ATTRIBUTION:							
SUBSIDY/GRANTS							0.000
NEW RESIDENTIAL DEVELOPMENT CHARGES							0.000
NEW COMMERCIAL DEVELOPMENT CHARGES*							0.000
USER REVENUES	400.000	400.000					800.000
DEBENTURES							0.000
OTHER							0.000
TOTAL ATTRIBUTION	400.000	400.000	0.000	0.000	0.000	0.000	800.000
<p>Under the Council approved Development Charge By-law #16-2013, the Region approved full Commercial and Institutional Development Charges, effective July 1, 2013. As well, the Region approved full Industrial Development Charge which is being phased in by July 1, 2016. Any shortfall in the Commercial, Institutional or Industrial Development Charge Reserve Funding financing will be funded from user revenues.</p>							

NEED/EXPLANATION OF PROJECT
<p>Upgrading the power supply system required to operate the system during communication and electrical power failure.</p>

PROJECT LOCATION & DESCRIPTION
<p>ITEM NO. 166</p> <p><u>MACHINERY AND EQUIPMENT</u></p> <p>Orono Water Supply System - Standpipe Storage Tank recoating</p> <p>Project No.: D1704</p>
RELATED PROJECTS
<p><i>Municipality of Clarington (Orono)</i></p> 

BUDGET PROVISION AND COST ATTRIBUTION (\$000's)							
	Budget Prior to 2017	2017 CAPITAL BUDGET	Four Year Forecast				TOTAL
			2018	2019	2020	2021	
EXPENDITURES:							
ENVIRONMENTAL ASSESSMENT							0.000
ENGINEERING		60.000	25.000				85.000
LAND ACQUISITION							0.000
UTILITY RELOCATION							0.000
CONSTRUCTION			590.000				590.000
CONTINGENCY							0.000
OTHER							0.000
TOTAL EXPENDITURES	0.000	60.000	615.000	0.000	0.000	0.000	675.000
ATTRIBUTION:							
SUBSIDY/GRANTS							0.000
NEW RESIDENTIAL DEVELOPMENT CHARGES							0.000
NEW COMMERCIAL DEVELOPMENT CHARGES*							0.000
USER REVENUES		60.000	615.000				675.000
DEBENTURES							0.000
OTHER							0.000
TOTAL ATTRIBUTION	0.000	60.000	615.000	0.000	0.000	0.000	675.000
<p><small>Under the Council approved Development Charge By-law #16-2013, the Region approved full Commercial and Institutional Development Charges, effective July 1, 2013. As well, the Region approved full Industrial Development Charge which is being phased in by July 1, 2016. Any shortfall in the Commercial, Institutional or Industrial Development Charge Reserve Funding financing will be funded from user revenues.</small></p>							

NEED/EXPLANATION OF PROJECT
Preventative maintenance work

PROJECT LOCATION & DESCRIPTION
<p>ITEM NO. 167</p> <p><u>MACHINERY AND EQUIPMENT</u></p> <p>Sunderland Water Supply System - Water Quality and Operational Review</p> <p>Project No.: D1705</p>
RELATED PROJECTS
<p><i>Township of Brock (Sunderland)</i></p> 

BUDGET PROVISION AND COST ATTRIBUTION (\$000's)							
	Budget Prior to 2017	2017 CAPITAL BUDGET	Four Year Forecast				TOTAL
			2018	2019	2020	2021	
EXPENDITURES:							
ENVIRONMENTAL ASSESSMENT							0.000
ENGINEERING		400.000					400.000
LAND ACQUISITION							0.000
UTILITY RELOCATION							0.000
CONSTRUCTION							0.000
CONTINGENCY							0.000
OTHER							0.000
TOTAL EXPENDITURES	0.000	400.000	0.000	0.000	0.000	0.000	400.000
ATTRIBUTION:							
SUBSIDY/GRANTS							0.000
NEW RESIDENTIAL DEVELOPMENT CHARGES							0.000
NEW COMMERCIAL DEVELOPMENT CHARGES*							0.000
USER REVENUES		400.000					400.000
DEBENTURES							0.000
OTHER							0.000
TOTAL ATTRIBUTION	0.000	400.000	0.000	0.000	0.000	0.000	400.000
<p><small>Under the Council approved Development Charge By-law #16-2013, the Region approved full Commercial and Institutional Development Charges, effective July 1, 2013. As well, the Region approved full Industrial Development Charge which is being phased in by July 1, 2016. Any shortfall in the Commercial, Institutional or Industrial Development Charge Reserve Funding financing will be funded from user revenues.</small></p>							

NEED/EXPLANATION OF PROJECT
System assessment for improvements

REGION OF DURHAM, 2017 CAPITAL BUDGET PROJECT DETAIL

WATER SUPPLY SYSTEM

PROJECT LOCATION & DESCRIPTION
ITEM NO. 169 <u>MACHINERY AND EQUIPMENT</u> Automatic Bulk Water Dispensing System Project No.: D1717
RELATED PROJECTS

BUDGET PROVISION AND COST ATTRIBUTION (\$000's)							
	Budget Prior to 2017	2017 CAPITAL BUDGET	Four Year Forecast				TOTAL
			2018	2019	2020	2021	
EXPENDITURES:							
ENVIRONMENTAL ASSESSMENT							0.000
ENGINEERING		120.000	60.000	60.000	60.000	60.000	360.000
LAND ACQUISITION							0.000
UTILITY RELOCATION							0.000
CONSTRUCTION		480.000	240.000	380.000	380.000	240.000	1,720.000
CONTINGENCY							0.000
OTHER							0.000
TOTAL EXPENDITURES	0.000	600.000	300.000	440.000	440.000	300.000	2,080.000
ATTRIBUTION:							
SUBSIDY/GRANTS							0.000
NEW RESIDENTIAL DEVELOPMENT CHARGES							0.000
NEW COMMERCIAL DEVELOPMENT CHARGES*							0.000
USER REVENUES		600.000	300.000	440.000	440.000	300.000	2,080.000
DEBENTURES							0.000
OTHER							0.000
TOTAL ATTRIBUTION	0.000	600.000	300.000	440.000	440.000	300.000	2,080.000
Under the Council approved Development Charge By-law #16-2013, the Region approved full Commercial and Institutional Development Charges, effective July 1, 2013. As well, the Region approved full Industrial Development Charge which is being phased in by July 1, 2016. Any shortfall in the Commercial, Institutional or Industrial Development Charge Reserve Funding financing will be funded from user revenues.							

NEED/EXPLANATION OF PROJECT
Required to provide a secure, efficient and accessible method of supplying bulk water to customers.

REGION OF DURHAM, 2017 CAPITAL BUDGET PROJECT DETAIL

WATER SUPPLY SYSTEM

PROJECT LOCATION & DESCRIPTION
ITEM NO. 170
<u>MACHINERY AND EQUIPMENT</u>
Fuel Tank Compliance
Project No. D1613
RELATED PROJECTS
2016 Water Supply Capital Budget Item No. 172

BUDGET PROVISION AND COST ATTRIBUTION (\$000's)							
	Budget Prior to 2017	2017 CAPITAL BUDGET	Four Year Forecast				TOTAL
			2018	2019	2020	2021	
EXPENDITURES:							
ENVIRONMENTAL ASSESSMENT							0.000
ENGINEERING	190.000	50.000					240.000
LAND ACQUISITION							0.000
UTILITY RELOCATION							0.000
CONSTRUCTION	510.000	950.000					1,460.000
CONTINGENCY							0.000
OTHER							0.000
TOTAL EXPENDITURES	700.000	1,000.000	0.000	0.000	0.000	0.000	1,700.000
ATTRIBUTION:							
SUBSIDY/GRANTS							0.000
NEW RESIDENTIAL DEVELOPMENT CHARGES							0.000
NEW COMMERCIAL DEVELOPMENT CHARGES*							0.000
USER REVENUES	700.000	1,000.000					1,700.000
DEBENTURES							0.000
OTHER							0.000
TOTAL ATTRIBUTION	700.000	1,000.000	0.000	0.000	0.000	0.000	1,700.000
Under the Council approved Development Charge By-law #16-2013, the Region approved full Commercial and Institutional Development Charges, effective July 1, 2013. As well, the Region approved full Industrial Development Charge which is being phased in by July 1, 2016. Any shortfall in the Commercial, Institutional or Industrial Development Charge Reserve Funding financing will be funded from user revenues.							

NEED/EXPLANATION OF PROJECT
Allowance for fuel tank inspections in various locations in the Region.

REGION OF DURHAM, 2017 CAPITAL BUDGET PROJECT DETAIL

WATER SUPPLY SYSTEM

PROJECT LOCATION & DESCRIPTION
ITEM NO. 177
<u>ALLOWANCES AND OTHER PROVISIONS</u>
Allowance for acquisition of easements
Project No. M1701
RELATED PROJECTS
2017 Sanitary Sewerage Budget Item No. 123

BUDGET PROVISION AND COST ATTRIBUTION (\$000's)							
	Budget Prior to 2017	2017 CAPITAL BUDGET	Four Year Forecast				TOTAL
			2018	2019	2020	2021	
EXPENDITURES:							
ENVIRONMENTAL ASSESSMENT							0.000
ENGINEERING							0.000
LAND ACQUISITION		150.000	150.000	150.000	150.000	150.000	750.000
UTILITY RELOCATION							0.000
CONSTRUCTION							0.000
CONTINGENCY							0.000
OTHER							0.000
TOTAL EXPENDITURES	0.000	150.000	150.000	150.000	150.000	150.000	750.000
ATTRIBUTION:							
SUBSIDY/GRANTS							0.000
NEW RESIDENTIAL DEVELOPMENT CHARGES							0.000
NEW COMMERCIAL DEVELOPMENT CHARGES*							0.000
USER REVENUES		150.000	150.000	150.000	150.000	150.000	750.000
DEBENTURES							0.000
OTHER							0.000
TOTAL ATTRIBUTION	0.000	150.000	150.000	150.000	150.000	150.000	750.000
Under the Council approved Development Charge By-law #16-2013, the Region approved full Commercial and Institutional Development Charges, effective July 1, 2013. As well, the Region approved full Industrial Development Charge which is being phased in by July 1, 2016. Any shortfall in the Commercial, Institutional or Industrial Development Charge Reserve Funding financing will be funded from user revenues.							

NEED/EXPLANATION OF PROJECT
A number of watermains are located on easements to which the Region does not have a clear title. This allowance is for acquisition of easement for existing watermains in various locations.

REGION OF DURHAM, 2017 CAPITAL BUDGET PROJECT DETAIL

WATER SUPPLY SYSTEM

PROJECT LOCATION & DESCRIPTION
ITEM NO. 178
<u>ALLOWANCES AND OTHER PROVISIONS</u>
Allowance for engineering studies
Project No.: M1707
RELATED PROJECTS
2017 Sanitary Sewerage Budget Item No. 124

BUDGET PROVISION AND COST ATTRIBUTION (\$000's)							
	Budget Prior to 2017	2017 CAPITAL BUDGET	Four Year Forecast				TOTAL
			2018	2019	2020	2021	
EXPENDITURES:							
ENVIRONMENTAL ASSESSMENT							0.000
ENGINEERING		100.000	150.000	150.000	150.000	150.000	700.000
LAND ACQUISITION							0.000
UTILITY RELOCATION							0.000
CONSTRUCTION							0.000
CONTINGENCY							0.000
OTHER							0.000
TOTAL EXPENDITURES	0.000	100.000	150.000	150.000	150.000	150.000	700.000
ATTRIBUTION:							
SUBSIDY/GRANTS							0.000
NEW RESIDENTIAL DEVELOPMENT CHARGES							0.000
NEW COMMERCIAL DEVELOPMENT CHARGES*							0.000
USER REVENUES		100.000	150.000	150.000	150.000	150.000	700.000
DEBENTURE							0.000
OTHER							0.000
TOTAL ATTRIBUTION	0.000	100.000	150.000	150.000	150.000	150.000	700.000
Under the Council approved Development Charge By-law #16-2013, the Region approved full Commercial and Institutional Development Charges, effective July 1, 2013. As well, the Region approved full Industrial Development Charge which is being phased in by July 1, 2016. Any shortfall in the Commercial, Institutional or Industrial Development Charge Reserve Funding financing will be funded from user revenues.							

NEED/EXPLANATION OF PROJECT

REGION OF DURHAM, 2017 CAPITAL BUDGET PROJECT DETAIL

WATER SUPPLY SYSTEM

PROJECT LOCATION & DESCRIPTION
<p>ITEM NO.: 179</p> <p><u>ALLOWANCES AND OTHER PROVISIONS</u></p> <p>Allowance for CTC Source Water Protection Plan related to the Lake Ontario Collaborative</p> <p>Project No.: D1718</p>
RELATED PROJECTS

BUDGET PROVISION AND COST ATTRIBUTION (\$000's)							
	Budget Prior to 2017	2017 CAPITAL BUDGET	Four Year Forecast				TOTAL
			2018	2019	2020	2021	
EXPENDITURES:							
ENVIRONMENTAL ASSESSMENT							0.000
ENGINEERING		300.000					300.000
LAND ACQUISITION							0.000
UTILITY RELOCATION							0.000
CONSTRUCTION							0.000
CONTINGENCY							0.000
OTHER							0.000
TOTAL EXPENDITURES	0.000	300.000	0.000	0.000	0.000	0.000	300.000
ATTRIBUTION:							
SUBSIDY/GRANTS							0.000
NEW RESIDENTIAL DEVELOPMENT CHARGES							0.000
NEW COMMERCIAL DEVELOPMENT CHARGES*							0.000
USER REVENUES		300.000					300.000
DEBENTURES							0.000
OTHER							0.000
TOTAL ATTRIBUTION	0.000	300.000	0.000	0.000	0.000	0.000	300.000
<p>Under the Council approved Development Charge By-law #16-2013, the Region approved full Commercial and Institutional Development Charges, effective July 1, 2013. As well, the Region approved full Industrial Development Charge which is being phased in by July 1, 2016. Any shortfall in the Commercial, Institutional or Industrial Development Charge Reserve Funding financing will be funded from user revenues.</p>							

NEED/EXPLANATION OF PROJECT
<p>Required to implement the policies related to the approved CTC Source Protection Plan.</p>

REGION OF DURHAM, 2017 CAPITAL BUDGET PROJECT DETAIL

WATER SUPPLY SYSTEM

PROJECT LOCATION & DESCRIPTION
ITEM NO. 180
<u>ALLOWANCES AND OTHER PROVISIONS</u>
Preliminary Engineering
Project No. 66143
RELATED PROJECTS
2017 Sanitary Sewerage Budget Item No. 126

BUDGET PROVISION AND COST ATTRIBUTION (\$000's)							
	Budget Prior to 2017	2017 CAPITAL BUDGET	Four Year Forecast				TOTAL
			2018	2019	2020	2021	
EXPENDITURES:							
ENVIRONMENTAL ASSESSMENT							0.000
ENGINEERING		100.000	100.000	100.000	100.000	100.000	500.000
LAND ACQUISITION							0.000
UTILITY RELOCATION							0.000
CONSTRUCTION							0.000
CONTINGENCY							0.000
OTHER							0.000
TOTAL EXPENDITURES	0.000	100.000	100.000	100.000	100.000	100.000	500.000
ATTRIBUTION:							
SUBSIDY/GRANTS							0.000
NEW RESIDENTIAL DEVELOPMENT CHARGES							0.000
NEW COMMERCIAL DEVELOPMENT CHARGES*							0.000
USER REVENUES		100.000	100.000	100.000	100.000	100.000	500.000
DEBENTURES							0.000
OTHER							0.000
TOTAL ATTRIBUTION	0.000	100.000	100.000	100.000	100.000	100.000	500.000
Under the Council approved Development Charge By-law #16-2013, the Region approved full Commercial and Institutional Development Charges, effective July 1, 2013. As well, the Region approved full Industrial Development Charge which is being phased in by July 1, 2016. Any shortfall in the Commercial, Institutional or Industrial Development Charge Reserve Funding financing will be funded from user revenues.							

NEED/EXPLANATION OF PROJECT
Allowance for preliminary engineering carried out in advance of budget provision.

REGION OF DURHAM, 2017 CAPITAL BUDGET PROJECT DETAIL

WATER SUPPLY SYSTEM

PROJECT LOCATION & DESCRIPTION
ITEM NO. 181
<u>ALLOWANCES AND OTHER PROVISIONS</u>
Allowance for sundry extensions as per Council policy
Project No. M1708
RELATED PROJECTS
2017 Sanitary Sewerage Budget Item No. 127

BUDGET PROVISION AND COST ATTRIBUTION (\$000's)							
	Budget Prior to 2017	2017 CAPITAL BUDGET	Four Year Forecast				TOTAL
			2018	2019	2020	2021	
EXPENDITURES:							
ENVIRONMENTAL ASSESSMENT							0.000
ENGINEERING		15.000	15.000	15.000	15.000	15.000	75.000
LAND ACQUISITION							0.000
UTILITY RELOCATION							0.000
CONSTRUCTION							0.000
CONTINGENCY							0.000
OTHER							0.000
TOTAL EXPENDITURES	0.000	15.000	15.000	15.000	15.000	15.000	75.000
ATTRIBUTION:							
SUBSIDY/GRANTS							0.000
NEW RESIDENTIAL DEVELOPMENT CHARGES							0.000
NEW COMMERCIAL DEVELOPMENT CHARGES*							0.000
USER REVENUES		15.000	15.000	15.000	15.000	15.000	75.000
DEBENTURES							0.000
OTHER							0.000
TOTAL ATTRIBUTION	0.000	15.000	15.000	15.000	15.000	15.000	75.000
Under the Council approved Development Charge By-law #16-2013, the Region approved full Commercial and Institutional Development Charges, effective July 1, 2013. As well, the Region approved full Industrial Development Charge which is being phased in by July 1, 2016. Any shortfall in the Commercial, Institutional or Industrial Development Charge Reserve Funding financing will be funded from user revenues.							

NEED/EXPLANATION OF PROJECT
Regional share for sundry extensions.

REGION OF DURHAM, 2017 CAPITAL BUDGET PROJECT DETAIL

WATER SUPPLY SYSTEM

PROJECT LOCATION & DESCRIPTION
ITEM NO. 182
<u>ALLOWANCES AND OTHER PROVISIONS</u>
Allowance for unknown requirements
Project No. M1709
RELATED PROJECTS
2017 Sanitary Sewerage Budget Item No. 128

BUDGET PROVISION AND COST ATTRIBUTION (\$000's)							
	Budget Prior to 2017	2017 CAPITAL BUDGET	Four Year Forecast				TOTAL
			2018	2019	2020	2021	
EXPENDITURES:							
ENVIRONMENTAL ASSESSMENT							0.000
ENGINEERING		100.000	100.000	100.000	100.000	100.000	500.000
LAND ACQUISITION							0.000
UTILITY RELOCATION							0.000
CONSTRUCTION							0.000
CONTINGENCY							0.000
OTHER							0.000
TOTAL EXPENDITURES	0.000	100.000	100.000	100.000	100.000	100.000	500.000
ATTRIBUTION:							
SUBSIDY/GRANTS							0.000
NEW RESIDENTIAL DEVELOPMENT CHARGES							0.000
NEW COMMERCIAL DEVELOPMENT CHARGES*							0.000
USER REVENUES		100.000	100.000	100.000	100.000	100.000	500.000
DEBENTURES							0.000
OTHER							0.000
TOTAL ATTRIBUTION	0.000	100.000	100.000	100.000	100.000	100.000	500.000
Under the Council approved Development Charge By-law #16-2013, the Region approved full Commercial and Institutional Development Charges, effective July 1, 2013. As well, the Region approved full Industrial Development Charge which is being phased in by July 1, 2016. Any shortfall in the Commercial, Institutional or Industrial Development Charge Reserve Funding financing will be funded from user revenues.							

NEED/EXPLANATION OF PROJECT
Allowance for unanticipated works.

REGION OF DURHAM, 2017 CAPITAL BUDGET PROJECT DETAIL

WATER SUPPLY SYSTEM

PROJECT LOCATION & DESCRIPTION
ITEM NO. 183
<u>ALLOWANCES AND OTHER PROVISIONS</u>
Allowance for Regional share for works in conjunction with residential subdivision development.
Project No. M1710
RELATED PROJECTS
2017 Sanitary Sewerage Budget Item No. 129

BUDGET PROVISION AND COST ATTRIBUTION (\$000's)							
	Budget Prior to 2017	2017 CAPITAL BUDGET	Four Year Forecast				TOTAL
			2018	2019	2020	2021	
EXPENDITURES:							
ENVIRONMENTAL ASSESSMENT							0.000
ENGINEERING		200.000	200.000	200.000	200.000	200.000	1,000.000
LAND ACQUISITION							0.000
UTILITY RELOCATION							0.000
CONSTRUCTION		1,260.000	1,260.000	1,260.000	1,260.000	1,260.000	6,300.000
CONTINGENCY							0.000
OTHER							0.000
TOTAL EXPENDITURES	0.000	1,460.000	1,460.000	1,460.000	1,460.000	1,460.000	7,300.000
ATTRIBUTION:							
SUBSIDY/GRANTS							0.000
NEW RESIDENTIAL DEVELOPMENT CHARGES		1,281.880	1,281.880	1,281.880	1,281.880	1,281.880	6,409.400
NEW COMMERCIAL DEVELOPMENT CHARGES*		39.420	39.420	39.420	39.420	39.420	197.100
USER REVENUES		138.700	138.700	138.700	138.700	138.700	693.500
DEBENTURES							0.000
OTHER							0.000
TOTAL ATTRIBUTION	0.000	1,460.000	1,460.000	1,460.000	1,460.000	1,460.000	7,300.000
Under the Council approved Development Charge By-law #16-2013, the Region approved full Commercial and Institutional Development Charges, effective July 1, 2013. As well, the Region approved full Industrial Development Charge which is being phased in by July 1, 2016. Any shortfall in the Commercial, Institutional or Industrial Development Charge Reserve Funding financing will be funded from user revenues.							

NEED/EXPLANATION OF PROJECT
Regional share for watermains related to existing, new residential and new non-residential development, in conjunction with new residential subdivisions.

REGION OF DURHAM, 2017 CAPITAL BUDGET PROJECT DETAIL

WATER SUPPLY SYSTEM

PROJECT LOCATION & DESCRIPTION
ITEM NO. 184
<u>ALLOWANCES AND OTHER PROVISIONS</u>
Allowance for Regional share for works in conjunction with non residential development.
Project No. M1711
RELATED PROJECTS
2017 Sanitary Sewerage Budget Item No. 130

BUDGET PROVISION AND COST ATTRIBUTION (\$000's)							
	Budget Prior to 2017	2017 CAPITAL BUDGET	Four Year Forecast				TOTAL
			2018	2019	2020	2021	
EXPENDITURES:							
ENVIRONMENTAL ASSESSMENT							0.000
ENGINEERING		57.200	57.200	57.200	57.200	57.200	286.000
LAND ACQUISITION							0.000
UTILITY RELOCATION							0.000
CONSTRUCTION		342.800	342.800	342.800	342.800	342.800	1,714.000
CONTINGENCY							0.000
OTHER							0.000
TOTAL EXPENDITURES	0.000	400.000	400.000	400.000	400.000	400.000	2,000.000
ATTRIBUTION:							
SUBSIDY/GRANTS							0.000
NEW RESIDENTIAL DEVELOPMENT CHARGES		351.200	351.200	351.200	351.200	351.200	1,756.000
NEW COMMERCIAL DEVELOPMENT CHARGES*		10.800	10.800	10.800	10.800	10.800	54.000
USER REVENUES		38.000	38.000	38.000	38.000	38.000	190.000
DEBENTURES							0.000
OTHER							0.000
TOTAL ATTRIBUTION	0.000	400.000	400.000	400.000	400.000	400.000	2,000.000
Under the Council approved Development Charge By-law #16-2013, the Region approved full Commercial and Institutional Development Charges, effective July 1, 2013. As well, the Region approved full Industrial Development Charge which is being phased in by July 1, 2016. Any shortfall in the Commercial, Institutional or Industrial Development Charge Reserve Funding financing will be funded from user revenues.							

NEED/EXPLANATION OF PROJECT
Allowance for possible Regional share in design and construction of watermains for non- residential development.

PROJECT LOCATION & DESCRIPTION
ITEM NO. 185
<u>ALLOWANCES AND OTHER PROVISIONS</u>
Well interference works
Project No. M1714
RELATED PROJECTS

BUDGET PROVISION AND COST ATTRIBUTION (\$000's)							
	Budget Prior to 2017	2017 CAPITAL BUDGET	Four Year Forecast				TOTAL
			2018	2019	2020	2021	
EXPENDITURES:							
ENVIRONMENTAL ASSESSMENT							0.000
ENGINEERING		65.000	65.000	65.000	65.000	110.000	370.000
LAND ACQUISITION							0.000
UTILITY RELOCATION							0.000
CONSTRUCTION		335.000	335.000	335.000	335.000	890.000	2,230.000
CONTINGENCY							0.000
OTHER							0.000
TOTAL EXPENDITURES	0.000	400.000	400.000	400.000	400.000	1,000.000	2,600.000
ATTRIBUTION:							
SUBSIDY/GRANTS							0.000
NEW RESIDENTIAL DEVELOPMENT CHARGES		400.000	400.000	400.000	400.000	1,000.000	2,600.000
NEW COMMERCIAL DEVELOPMENT CHARGES*							0.000
USER REVENUES							0.000
DEBENTURES							0.000
OTHER							0.000
TOTAL ATTRIBUTION	0.000	400.000	400.000	400.000	400.000	1,000.000	2,600.000
Under the Council approved Development Charge By-law #16-2013, the Region approved full Commercial and Institutional Development Charges, effective July 1, 2013. As well, the Region approved full Industrial Development Charge which is being phased in by July 1, 2016. Any shortfall in the Commercial, Institutional or Industrial Development Charge Reserve Funding financing will be funded from user revenues.							

NEED/EXPLANATION OF PROJECT
Allowance for construction of well interference works in accordance with Regional policy.

CONSTRUCTION OF MUNICIPAL SERVICES

2017 CAPITAL BUDGET AND NINE YEAR FORECAST

ITEM No.	PROJECT DESCRIPTION	Project No.	BUDGET PRIOR TO 2017	2017 CAPITAL BUDGET	Nine Year Forecast								TOTAL	REMARKS	
					2018	2019	2020	2021	2022	2023	2024	2025			2026
CONSTRUCTION OF MUNICIPAL SERVICES															
ROAD RELATED PROJECTS															
A LINEAR INFRASTRUCTURE															
Regional Road Program															
1	R.R. 14 (Liberty St.) from Baseline Rd. to King St., Bowmanville	R0503				300,000		1,350,000						1,650,000	Replacement of deficient water mains and/or construction of required works in conjunction with the Regional Road Program.
2	R.R. 17 (Main St.) from Mills St. to Taunton Rd., Orono	R1511	100,000	60,000 1,060,000										160,000 1,060,000 1,220,000	Construction in conjunction with the Regional Road Program in order to improve water circulation with looping
3	R.R. 22 (Victoria St.) from South Blair St. to east of Thicksen Rd., Whitby (Realignment) Detailed Design Construction Total	T4011	250,000		1,100,000									250,000 1,100,000 1,350,000	Local watermain construction. Future feedermain to be constructed in Blvd.
4	R.R. 25 (Consumers Dr.) extension from east of Thicksen Rd. to Thornton Rd., Whitby /Oshawa Detailed Design Construction Total	R1320	204,800	78,100 1,100,000										204,800 1,178,100 1,382,900	
5	R.R. 26 (Thicksen Rd.) from Wentworth St. to Canadian National Railway bridge, Whitby	R0710	25,000				176,000							201,000	
6	R.R. 33 (Harmony Rd.) from Rossland Rd. to Conlin Rd., Oshawa (Phase 2 - Rossland Rd. to Taunton Rd. local main) Detailed Design Construction Total Cost	R0717 R0716	1,025,000 40,000		260,000									1,025,000 40,000 260,000 1,325,000	Construction to be coordinated with the Zone 3 feedermain. Phase I - Harmony Rd. & Conlin Rd. intersection improvements completed Phase II - Between Rossland Rd. and Taunton Rd. Phase III - Taunton Rd. to Conlin Rd. (feedermain only)
7	R.R. 36 (Hopkins St.) from Consumers Dr. to Dundas St., Whitby Phase 1 - Hopkins St. overpass Phase 2 - Consumers Dr. to Dundas St. Total								50,000		100,000	360,000		150,000 360,000 510,000	Phase 2 beyond the current forecast Construction beyond forecast.
8	R.R. 43 (Cochrane St.) from Ferguson St. to Bonacord Ave., Whitby Detailed Design Construction Total	R1519	85,000				820,000							85,000 820,000 905,000	
9	R.R. 53 (Stevenson Rd.) from Highway 401 to Bond St., Oshawa				100,000			1,100,000						1,200,000	
10	R.R. 53 (Stevenson Rd.) from Bond St. to Rossland Rd., Oshawa						100,000			1,240,000				1,340,000	
11	R.R.57 (Martin Rd.) from Baseline Rd. to Nash Rd. Bowmanville Detailed Design Construction Total	R1309		25,000				105,000						25,000 105,000 130,000	
12	R.R. 58 Manning Rd./Adelaide Ave. intersection from Garrard Rd. to Thornton Rd., Whitby and Oshawa	R0517			100,000			765,000						865,000	
13	R.R. 59 (Gibb St.) from Stevenson Rd. to Simcoe St., Oshawa	R0604				100,000		775,000						875,000	
14	R.R. 59 (Gibb St.)/Olive Ave. Interconnection from Simcoe St. to Ritson Rd., Oshawa	R0116							35,000		135,000			170,000	

CONSTRUCTION OF MUNICIPAL SERVICES

2017 CAPITAL BUDGET AND NINE YEAR FORECAST

ITEM No.	PROJECT DESCRIPTION	Project No.	BUDGET PRIOR TO 2017	2017 CAPITAL BUDGET	Nine Year Forecast									TOTAL	REMARKS	
					2018	2019	2020	2021	2022	2023	2024	2025	2026			
15	R.R. 60 (Wentworth St.) from Simcoe St. to Farewell St., Oshawa (Rehabilitation) Preliminary Work Detailed Design Construction Total			20,000	130,000		1,160,000							20,000 130,000 1,160,000 1,310,000		
16	Highway 12 (Brock St.) from Manning Rd. to Rossland Rd., Whitby	R1523		15,000		125,000								140,000		
17	Allowance for water mains in conjunction with the Regional Road Program				700,000	1,500,000			2,000,000	800,000	1,900,000	1,700,000	2,000,000	10,600,000		
Sub-total Regional road program				1,807,900	2,280,000	2,390,000	2,025,000	3,126,000	3,225,000	2,085,000	2,040,000	2,135,000	2,060,000	2,000,000	25,173,900	
18	Area Municipality Road Programs The repair and replacement of deficient water mains are proposed to be carried out both in conjunction with area municipality road programs (Item No.'s 18A to 18i), 16 projects and independent of road programs in various locations including watermain cement mortar lining program (Item No. 20 & 21) 6 projects. Total 22 projects.															
18A	City of Pickering Road Program (0 Projects) Works forecast for 2018 to 2026				275,000	275,000	275,000	275,000	275,000	275,000	275,000	275,000	275,000	275,000	2,475,000	Replacement of deficient water mains and/or construction of required works in conjunction with the City of Pickering road program.
18B	Town of Ajax Road Program (4 Projects) Rideout St. from Exeter Rd to Kings Cres Mills Rd. from Station St. to Hunt St. Church St. from Harrisview St. to Hurst Dr. Fuller Rd. from Clements Rd. to Westney Rd. Works forecast for 2018 to 2026	A1799		850,000	200,000	200,000	200,000	200,000	200,000	200,000	200,000	200,000	200,000	200,000	1,800,000	Replacement of deficient water mains and/or construction of required works in conjunction with the Town of Ajax road program.
18C	Town of Whitby Road Program (6 Projects) King St. from Arthur St. to Dunlop St. James St from Kings St. to Centre St. Ontario St. W. from Henry St. to King St. Way St. from Baldwin St. to Price St. Price St. from Way St. to Campbell St. Centre St. from Miller St. to Dunlop St. Works forecast for 2018 to 2026	W1799		1,930,000	1,230,000	620,000	620,000	620,000	620,000	620,000	620,000	620,000	620,000	620,000	6,190,000	Replacement of deficient water mains and/or construction of required works in conjunction with the Town of Whitby
18D	City of Oshawa Road Program (4 Projects) Oshawa Blvd. from Eulalie Ave. to Gliddon Ave. Verdun Rd. from Eulalie Ave. to Gliddon Ave. Grenfell St. from Elmgrove Ave to Pine Ave. Hillside Avenue from Laval Dr./Laval St. to Park Rd. S. Works forecast for 2018 to 2026	O1799		1,410,000	1,100,000	1,100,000	1,100,000	1,100,000	1,100,000	1,100,000	1,100,000	1,100,000	1,100,000	1,100,000	9,900,000	Replacement of deficient water mains and/or construction of required works in conjunction with the City of Oshawa road program.

CONSTRUCTION OF MUNICIPAL SERVICES

2017 CAPITAL BUDGET AND NINE YEAR FORECAST

ITEM No.	PROJECT DESCRIPTION	Project No.	BUDGET PRIOR TO 2017	2017 CAPITAL BUDGET	Nine Year Forecast									TOTAL	REMARKS
					2018	2019	2020	2021	2022	2023	2024	2025	2026		
18E	<u>Municipality of Clarington Road Program</u> <u>(2 Projects)</u> Bernard St. from Third St. to south limits and Third St. from Liberty St. to Bernard St. Prospect St. from Odell St. to Fourth St. Works forecast for 2018 to 2026	C1799		290,000										290,000	Replacement of deficient water mains and/or construction of required works in conjunction with the Municipality of Clarington road program.
18F	<u>Township of Scugog Road Program</u> <u>(0 Projects)</u> Works forecast for 2018 to 2026	S1799			370,000	370,000	370,000	370,000	370,000	370,000	370,000	370,000	370,000	3,330,000	Replacement of deficient water mains and/or construction of required works in conjunction with the Township of Scugog road program.
18G	<u>Township of Uxbridge Road Program</u> <u>(0 Projects)</u> Works forecast for 2018 to 2025				130,000	130,000	130,000	130,000	130,000	130,000	130,000	130,000	130,000	1,170,000	Replacement of deficient water mains and/or construction of required works in conjunction with the Township of Uxbridge road program.
18H	<u>Township of Brock Road Program</u> <u>(0 Projects)</u> Works forecast for 2018 to 2026	K1799			270,000	270,000	270,000	270,000	270,000	270,000	270,000	270,000	270,000	2,430,000	0 Replacement of deficient water mains and/or construction of required works in conjunction with the Township of Brock road program.
18i	Allowance for unknown requirements in conjunction with area municipality road programs in various locations	M1703		200,000	250,000	250,000	250,000	250,000	250,000	250,000	250,000	250,000	250,000	2,250,000	Allowance to provide for unanticipated watermain works in conjunction with area municipality road programs in various locations (Items No. 18A to 18H).
	Sub-total works to rectify identified deficiencies and/or construction of required works in conjunction with area municipality road programs (Items 18A to 18i)			4,680,000	4,125,000	3,515,000	3,515,000	3,815,000	3,315,000	3,315,000	3,315,000	3,315,000	3,315,000	36,225,000	
19	<u>MTO & Go Transit projects:</u> Allowance for water mains in conjunction with the MTO & Go Transit projects				100,000	100,000	100,000	100,000	100,000	100,000	100,000	100,000	100,000	900,000	
	Sub-total works in conjunction with the MTO and GO Transit projects			0	100,000	100,000	100,000	100,000	100,000	100,000	100,000	100,000	100,000	900,000	
20	Betterments/Replacement <u>Works to rectify identified system deficiencies independent of road programs in various locations (5 Projects)</u> River St. from Sunderland Municipal Well No. 1 to 425 m east of Municipal Well No. 1 Erosion protection for water mains in various locations Allowance for final restoration for remedial works constructed in prior years Remedial works in various locations (Locations and priorities under review)	M1799 M1715 M1716 M1718		760,000										760,000	Provision for replacement and/or rehabilitation of deficient water mains independent of road programs in various locations.

CONSTRUCTION OF MUNICIPAL SERVICES

2017 CAPITAL BUDGET AND NINE YEAR FORECAST

ITEM No.	PROJECT DESCRIPTION	Project No.	BUDGET PRIOR TO 2017	2017 CAPITAL BUDGET	Nine Year Forecast									TOTAL	REMARKS	
					2018	2019	2020	2021	2022	2023	2024	2025	2026			
	Preliminary engineering/surveys for future construction of remedial works	M1717														
	Future remedial works in various locations				675,000	675,000	720,000	760,000	800,000	800,000	800,000	800,000	800,000	6,830,000		
21	Rehabilitation of existing watermain in various locations	D1712	4,600,000		1,600,000	1,600,000	1,600,000	1,600,000	1,600,000	1,600,000	1,600,000	1,600,000	1,600,000	19,000,000	Rehabilitation (cement mortar lining) of watermain in various locations.	
	PICKERING/ AJAX SYSTEM															
22	Replacement of a watermain on Rougemount Dr. from Kingston Rd. to approx. 100 m South, Pickering					180,000								180,000	Asset Management Project - watermain has reached the end of its useful service life.	
23	Replacement of a watermain on Sandy Beach Rd. from Alyssum St. to Drava St., Pickering									400,000				400,000	Asset Management Project - watermain has reached the end of its useful service life.	
24	Replacement of a watermain on Brock Rd. from Feldspar Crt. to Clements Rd., Pickering									525,000				525,000	Asset Management Project - watermain has reached the end of its useful service life.	
25	Replacement of a watermain on Notion Rd. from Kingston Rd. to approx. 230 m South, Pickering						110,000							110,000	Asset Management Project - watermain has reached the end of its useful service life.	
26	Replacement of watermain on RR 31 (Westney Rd.) from Monarch Ave. to Harwood Ave., Ajax	A1701	320,000											320,000	Asset Management Project - watermain has reached the end of its useful service life.	
27	Replacement of watermain on Cameron St. from Elizabeth St. to Windsor St., Ajax				439,000									439,000	Asset Management Project - watermain has reached the end of its useful service life.	
28	Replacement of watermain on Windsor Dr. from Old Kingston Rd. to Cameron St., Ajax									400,000				400,000	Asset Management Project - watermain has reached the end of its useful service life.	
29	Replacement of a watermain on Mackenzie Ave. from Hunt St. to Bayly St., Ajax (Detailed design only)												49,500	49,500	Asset Management Project - watermain has reached the end of its useful service life.	
30	Replacement of a watermain on Dowty Rd. from Thomson St. to Hunt St., Ajax													660,000	Asset Management Project - watermain has reached the end of its useful service life.	
	WHITBY / OSHAWA / CLARINGTON (COURTICE) SYSTEM															
31	Replacement of feedermain crossing Highway 401, east of Brock St., Whitby	W1315	2,888,000	1,600,000										4,488,000		
32	Replacement of watermain on RR 26 (Thickson Rd.) from 84 m north of William Smith Rd. to 60 m south of William Smith Dr., Whitby					210,000								210,000	Asset Management Project - watermain has reached the end of its useful service life.	
33	Replacement of watermain on RR 26 (Thickson Rd.) from south of Nichol Ave. to Bellwood Rd., Whitby					540,000								540,000	Asset Management Project - watermain has reached the end of its useful service life.	
34	Replacement of watermain on Centre St. from Dundas St. to Dunlop St., Whitby										140,000			140,000	Asset Management Project - watermain has reached the end of its useful service life.	
35	Replacement of watermain on Lupin Dr. from Hutchinson Ave. to Lilac Terrace, Whitby												108,500	108,500	Asset Management Project - watermain has reached the end of its useful service life.	
36	Replacement of a watermain on Maria St. from Annes St. to Frances St., Whitby										360,000			360,000	Asset Management Project - watermain has reached the end of its useful service life.	
37	Replacement of a watermain on Giffard St. from Warden Wilson Ave. to Hallett Ave., Whitby											125,000		125,000	Asset Management Project - watermain has reached the end of its useful service life.	
38	Replacement of watermain on Mason Dr. from Dunlop St. to Dovedale Dr., Whitby												350,000	350,000	Asset Management Project - watermain has reached the end of its useful service life.	
39	Replacement of a watermain on Orchard Crt. from St. Lawrence St. to west limits of Orchard Crt., Whitby										135,000			135,000	Asset Management Project - watermain has reached the end of its useful service life.	
40	Replacement of a watermain on Simcoe St. S. from Quebec St. to Gibb St., Oshawa										185,000			185,000	Asset Management Project - watermain has reached the end of its useful service life.	
41	Replacement of a watermain on Lloyd St. from Centre St. to Simcoe St., Oshawa	O1602		300,000										300,000	Asset Management Project - watermain has reached the end of its useful service life.	

CONSTRUCTION OF MUNICIPAL SERVICES

2017 CAPITAL BUDGET AND NINE YEAR FORECAST

ITEM No.	PROJECT DESCRIPTION	Project No.	BUDGET PRIOR TO 2017	2017 CAPITAL BUDGET	Nine Year Forecast										TOTAL	REMARKS
					2018	2019	2020	2021	2022	2023	2024	2025	2026			
42	Replacement of a feedermain on RR 22 (Bloor St.) from Cubert St. to Oxford St., Oshawa								270,000						270,000	Asset Management Project - feedermain has reached the end of its useful service life.
43	Replacement of a feedermain on RR 22 (Bloor St.) from Wilson Rd. to Holland St., Oshawa										370,000				370,000	Asset Management Project - feedermain has reached the end of its useful service life.
44	Replacement of a feedermain on RR 22 (Bloor St.) from Grandview St. to Townline Rd., Oshawa	O1501	150,000	2,000,000											2,150,000	Asset Management Project - feedermain has reached the end of its useful service life.
45	Replacement of watermain on Durham St. from Gibb St. to the dead-end, Oshawa	O1605	570,000	30,000											600,000	Asset Management Project - feedermain has reached the end of its useful service life.
46	Replacement of a watermain on RR 56 (Farewell St.) from CNR to Bloor St., Oshawa	O1701		470,000											470,000	Asset Management Project - feedermain has reached the end of its useful service life.
47	Replacement of a watermain on King St. from Harmony Rd. to Melrose St., Oshawa										750,000				750,000	Asset Management Project - watermain has reached the end of its useful service life.
48	Replacement of a watermain on Harcourt Dr. from Florell Dr. to dead-end, Oshawa	O1604	100,000		300,000										400,000	Asset Management Project - watermain has reached the end of its useful service life.
49	Replacement of watermain on Athol St. E. from Simcoe St. to Celina St., Oshawa				200,000										200,000	Asset Management Project - watermain has reached the end of its useful service life.
50	Replacement of a watermain on RR 58 (Adelaide Ave.) from Mary St. N. to French St., Oshawa	O1403	50,000	720,000											770,000	Asset Management Project - watermain has reached the end of its useful service life.
51	Replacement of watermain on Oxford St. from Stone St. to Dwight Ave., Oshawa	O1702		85,000	1,000,000										1,085,000	Asset Management Project - watermain has reached the end of its useful service life.
52	Replacement of watermain on Lakeview Park Avenue from Birchcliffe Ave. to Simcoe St. South, Oshawa	O1703		60,000	561,000										621,000	Asset Management Project - watermain has reached the end of its useful service life.
53	Replacement of watermain on RR 58 (Adelaide Ave.) from Kayser St. to Prince St., Oshawa							80,000	480,000						560,000	Asset Management Project - watermain has reached the end of its useful service life.
54	Replacement of watermain on Valencia Rd. from Oxford St. to dead-end, Oshawa										340,000				340,000	Asset Management Project - watermain has reached the end of its useful service life.
55	Replacement of a watermain on RR 16 (Ritson Rd.) from Valley Dr. to Kawartha Ave., Oshawa					120,000	1,150,000								1,270,000	Asset Management Project - watermain has reached the end of its useful service life.
56	Replacement of watermain on RR 2A (Centre St.) from King St. W to Brock St. W., Oshawa	O1503	120,000		700,000										820,000	Asset Management Project - watermain has reached the end of its useful service life.
57	Replacement of watermain on Highway No. 2 (King St. E.) from Wilson Rd. to Harmony Rd., Oshawa				100,000	720,000									820,000	Asset Management Project - watermain has reached the end of its useful service life.
58	Replacement of watermain on Highway No. 2 (King St. E.) from Harmony Rd. to Kingsway College, Oshawa					100,000		1,950,000							2,050,000	Asset Management Project - watermain has reached the end of its useful service life.
59	Replacement of a watermain on RR 16 (Ritson Rd.) from Madawaska Ave. to Lakeview Park, Oshawa													78,000	78,000	Asset Management Project - watermain has reached the end of its useful service life.
60	Replacement of a watermain on Madawaska Ave. from Sauble St. to Wecker St., Oshawa										112,000	800,000			912,000	Asset Management Project - watermain has reached the end of its useful service life.
CLARINGTON (BOWMANVILLE) SYSTEM																
61	Replacement of watermain on Port Darlington Rd. from Lake Rd. to Bowmanville Water Supply Plant, Bowmanville							300,000							300,000	
	Detailed Design														2,200,000	
	Construction														2,200,000	
	Total														2,500,000	

CONSTRUCTION OF MUNICIPAL SERVICES

2017 CAPITAL BUDGET AND NINE YEAR FORECAST

ITEM No.	PROJECT DESCRIPTION	Project No.	BUDGET PRIOR TO 2017	2017 CAPITAL BUDGET	Nine Year Forecast										TOTAL	REMARKS
					2018	2019	2020	2021	2022	2023	2024	2025	2026			
62	Replacement of watermain on Baseline Rd. E. from Liberty St. to Mearns Ave., Bowmanville Detailed Design Construction Total						100,000	1,000,000							100,000 1,000,000 1,100,000	
CLARINGTON (NEWCASTLE) SYSTEM																
63	Watermain on North St. from Grady St. to 750 m South of Concession Rd. 3, Newcastle Detailed Design Construction Total	C1601	50,000	880,000		60,000	1,140,000								110,000 2,020,000 2,130,000	Phase 1: Grady St. to North of CPR Phase 2: North of CPR to 750 m S. of Concession Rd. 3
BROCK (CANNINGTON) SYSTEM																
64	Replacement of watermain on Cameron St. from 215 m east of McRae St. to 750 m west of RR 2 (Simcoe St.), Cannington					100,000		1,000,000							1,100,000	Asset Management Project - watermain has reached the end of its useful service life.
BROCK (BEAVERTON) SYSTEM																
65	Watermain to be abandoned on RR 15 (Simcoe St.) from Osborne St. to John St., Beaverton						35,000								35,000	Asset Management Project - watermain has reached the end of its useful service life.
66	Replacement of watermain on Franklin St. and Centre St. from Mara Rd. to James St., Beaverton						360,000								360,000	Asset Management Project - watermain has reached the end of its useful service life.
67	Replacement of watermain on Bay St. from Mill St. to Union St., Beaverton											200,000	1,115,000	1,315,000	Asset Management Project - watermain has reached the end of its useful service life.	
68	Allowance for replacement of watermain in various locations							43,000	1,363,000	1,438,000	1,471,000	1,223,000	2,092,000	7,630,000		
69	Allowance for construction of services in unserviced areas in response to requests or petitions				200,000	1,100,000	1,150,000								2,450,000	Allowance for construction of watermain in unserviced areas in response to requests or petitions.
70	Scugog Line 6 from Highway 12 to 565 m west of Highway 7A, Scugog	S1504	150,000	1,250,000											1,400,000	
Sub-total Betterments/Replacement					13,075,000	4,975,000	5,780,000	7,090,000	4,753,000	8,393,000	6,193,000	5,893,000	4,748,000	6,193,000	67,093,000	
System Expansion																
PICKERING / AJAX SYSTEM																
71	Zone 1 feedermain on Rossland Rd. from Church St. to Westney Rd., Ajax Detailed Design Construction Total	D1522	100,000			5,925,000									100,000 5,925,000 6,025,000	Construction of feedermain to service new development. Timing of construction dependent on rate development
72	Zone 1 feedermain on Bayly St. from Pickering Beach Rd. to Toy Ave., Pickering/Ajax Detailed Design Construction Total									1,000,000			16,600,000	1,000,000 16,600,000 17,600,000	Construction of feedermain to service new development. Timing of construction dependent on rate development	
73	Zone 1 feedermain on Harwood Ave. from Rossland Rd. to Magill Dr., Ajax Detailed Design Construction Total				800,000	3,550,000								800,000 3,550,000 4,350,000	Construction of feedermain to service new development. Timing of construction dependent on rate development	
74	Zone 2 feedermain on William Jackson Dr. & Taunton Rd. from Earl Grey Ave. to 200 m west of Harwood Ave., Pickering/ Ajax Detailed Design Construction Total							1,400,000	2,800,000	2,600,000	2,100,000			1,400,000 7,500,000 8,900,000	Construction of feedermain to service new development. Timing of construction dependent on rate development Phase 1: Westney Rd. to 200 m West of Harwood Ave. Phase 2: Church St. to Ravenscroft Rd. Phase 3: Earl Grey Ave. to Church St	
75	Zone 2 feedermain on Church St. from Rossland Rd. to Taunton Rd., Ajax Detailed Design Construction Total								500,000	3,000,000				500,000 3,000,000 3,500,000	Construction of feedermain to service new development. Timing of construction dependent on rate development	

CONSTRUCTION OF MUNICIPAL SERVICES

2017 CAPITAL BUDGET AND NINE YEAR FORECAST

ITEM No.	PROJECT DESCRIPTION	Project No.	BUDGET PRIOR TO 2017	2017 CAPITAL BUDGET	Nine Year Forecast									TOTAL	REMARKS
					2018	2019	2020	2021	2022	2023	2024	2025	2026		
	WHITBY / OSHAWA / CLARINGTON (COURTICE) SYSTEM														
76	Zone 1 feedermain from Whitby Water Supply Plant to Thornton Rd., Whitby/Oshawa Conceptual Planning - Corridor Study Detailed Design Construction Total	W1001	100,000 1,600,000			12,000,000	11,500,000	16,000,000						100,000 1,600,000 39,500,000 41,100,000	Construction of feedermain to service new development. Timing of construction dependent on rate development Phase 1: Victoria St./Bloor St. from Thickson Rd. to Thornton Rd., Whitby/Oshawa Phase 2: from Whitby WSP to Victoria St./ CNR Phase 3: Victoria St. from CN Rail to Thickson Rd., Whitby
77	Zone 1 feedermain on Manning Rd. from Anderson St. to Hydro corridor., Whitby Detailed Design Construction Total								400,000	1,450,000				400,000 1,450,000 1,850,000	
78	Zone 1 West Whitby feedermain from Brock St./Victoria St. to Rossland Rd., Whitby Environmental Assessment									540,000				540,000	Construction of feedermain to service new development. Timing of construction dependent on rate of development Phase 1 - Brock St./Victoria St. to Hwy No. 2 Phase 2 - Hwy No. 2 to Rossland Rd. Construction beyond forecast
79	Zone 3 - 300mm watermain crossing Lynde Creek at Carnwith Dr. from Way St. to 250m east, (Brooklin) Whitby Detailed Design Construction Total	D1301	150,000	780,000										150,000 780,000 930,000	Watermain looping for system security.
80	Zone 3 feedermain on Conlin Rd. from Anderson St. to Garrard Rd. Pumping Station., Whitby Detailed Design Construction Total					425,000	3,950,000							425,000 3,950,000 4,375,000	Construction of feedermain to service new development. Timing of construction dependent on rate of development.
81	Zone 3 feedermain on Anderson St. and Watford St. from Clair Ave. to Carnwith Dr., Whitby Detailed Design Construction Total								350,000	6,150,000				350,000 6,150,000 6,500,000	Construction of feedermain to service new development. Timing of construction dependent on rate of development.
82	Zone 3 feedermain on Anderson St. from Conlin Rd. to Clair Ave., Whitby Detailed Design Construction Total					490,000	4,510,000							490,000 4,510,000 5,000,000	Construction of feedermain to service new development. Timing of construction dependent on rate of development.
83	Zone 4 feedermain from Thickson Rd. Zone 4 pumping station to Zone 4 Reservoir, Whitby Detailed Design Construction Total					1,500,000		14,500,000						1,500,000 14,500,000 16,000,000	Construction of feedermain to service new development. Timing of construction dependent on rate of development
84	Zone 4 feedermain on Brawley Rd. from Duffs Rd. to Ashburn Rd., Whitby Detailed Design Construction Total					500,000		5,100,000						500,000 5,100,000 5,600,000	Construction of feedermain to service new development. Timing of construction dependent on rate of development.
85	Zone 4 feedermain on Ashburn Rd. from Brawley Rd. to Columbus Rd., Whitby Detailed Design Construction Total										200,000	3,200,000		200,000 3,200,000 3,400,000	Construction of feedermain to service new development. Timing of construction dependent on rate of development.
86	Zone 4 feedermain on Columbus Rd. from Thickson Rd. to Ritson Rd., Whitby/Oshawa Detailed Design Construction Total										1,000,000		5,200,000	1,000,000 5,200,000 6,200,000	Construction of feedermain to service new development. Timing of construction dependent on rate of development. Construction of feedermain beyond forecast.

CONSTRUCTION OF MUNICIPAL SERVICES

2017 CAPITAL BUDGET AND NINE YEAR FORECAST

ITEM No.	PROJECT DESCRIPTION	Project No.	BUDGET PRIOR TO 2017	2017 CAPITAL BUDGET	Nine Year Forecast								TOTAL	REMARKS	
					2018	2019	2020	2021	2022	2023	2024	2025			2026
87	Watermain on Britannia Dr. from Thornton Rd. to Windfields Farm Dr., Oshawa Detailed Design Construction Total	D1614	80,000							80,000	1,490,000			160,000 1,490,000 1,650,000	Required to service new development. Timing of construction dependent on rate of development.
88	Zone 1 feedermain on Bloor St. from Stevenson Rd. to Wilson Rd., Oshawa	O0403	11,220,000	2,000,000	4,900,000									18,120,000	Phase 1: Albert St. to Ritson Rd.- completed Phase 2: Stevenson Rd. to Albert St. Phase 3: Ritson Rd. to Wilson Rd.
89	Watermain modifications in conjunction with the twinning of northwest branch of Harmony Creek sub-trunk sanitary sewer from 200 m south of Beatrice St. to Ritson Rd., Oshawa							145,000						145,000	Allowance for relocation of existing watermain in conjunction with construction of the sanitary sewer.
90	Zone 3 feedermain on Conlin Rd. from Garrard Rd Zone 3 Pumping Station to Ritson Rd., Oshawa Preliminary/Detailed Design Construction Total	D1602	100,000		2,300,000	14,400,000								2,400,000 14,400,000 16,800,000	Construction of feedermain to service new development. Timing of construction dependent on rate of development
91	Zone 3 feedermain on Conlin Rd. from Ritson Rd. to Wilson Rd., Oshawa Detailed Design Construction Total	D1405	300,000		3,700,000									300,000 3,700,000 4,000,000	Construction of feedermain to service new development. Timing of construction dependent on rate of development
92	Zone 3 feedermain on Harmony Rd. from Taunton Rd. to 400 m South of Conlin Rd., Oshawa Phase 2: Coldstream Dr. to 400 m South of Conlin Rd. Detailed Design Construction Total	D1604	60,000			2,400,000								60,000 2,400,000 2,460,000	Construction being coordinated with Transportation department
93	Zone 4 feedermain on Conlin Rd. from Harmony Rd. to Grandview St., Oshawa Detailed Design Construction Total						100,000		1,350,000					100,000 1,350,000 1,450,000	Construction of feedermain to service new development. Timing of construction dependent on rate of development
94	Zone 4 feedermain on Harmony Rd. from Greenhill Ave. to 400 m south of Conlin Rd., Oshawa Detailed Design Construction Total	D1615	60,000			620,000								60,000 620,000 680,000	Construction of feedermain to service new development. Timing of construction dependent on rate of development
95	Zone 4 feedermain on Harmony Rd. from Conlin Rd. to New Zone 4 Pumping Station, Oshawa Detailed Design Construction Total						400,000		3,900,000					400,000 3,900,000 4,300,000	Construction of feedermain to service new development. Timing of construction dependent on rate of development
96	Zone 4 feedermain from Proposed Zone 4 Pumping Station at Harmony Reservoir to Proposed Oshawa Zone 4 Reservoir, Oshawa Detailed Design Construction Total				1,000,000			13,400,000						1,000,000 13,400,000 14,400,000	Construction of feedermain to service new development. Timing of construction Construction of feedermain beyond forecast
97	Zone 4 feedermain on Ritson Rd. from Columbus Rd. to Winchester Rd., Oshawa Detailed Design										1,340,000			1,340,000	Construction of feedermain to service new development. Timing of construction dependent on rate of development. Construction of feedermain beyond forecast
98	Zone 4 feedermain on Winchester Rd. from Ritson Rd. to Grandview St., Oshawa Detailed Design										1,700,000			1,700,000	Construction of feedermain to service new development. Timing of construction dependent on rate of development. Construction of feedermain beyond forecast

CONSTRUCTION OF MUNICIPAL SERVICES

2017 CAPITAL BUDGET AND NINE YEAR FORECAST

ITEM No.	PROJECT DESCRIPTION	Project No.	BUDGET PRIOR TO 2017	2017 CAPITAL BUDGET	Nine Year Forecast									TOTAL	REMARKS
					2018	2019	2020	2021	2022	2023	2024	2025	2026		
99	Zone 2 feedermain on Bloor St. from Townline Rd. to Trulls Rd., Courtice Detailed Design Construction Total	C1201	250,000		400,000	2,950,000								650,000 2,950,000 3,600,000	Construction of feedermain to service new development. Timing of construction dependent on rate of development
100	Courtice - Zone 1 feedermain Phase 1- 400 m South of Energy Dr. to 100 m North of Energy Rd. Phase 2- 100 m North of Energy Dr. to the intersection of Baseline Rd. and Courtice Rd. Phase 3 - Baseline Rd. from Courtice Rd. to Trulls Rd. Detailed Design Construction Total	D1303	1,050,000 3,800,000		3,900,000									1,050,000 7,700,000 8,750,000	Project to be coordinated with the Courtice Trunk Sanitary Sewer. Construction of feedermain to service new development. Timing of construction dependent on rate of development
101	Zone 1 feedermain on Baseline Rd. from Prestonvale Rd. to Trulls Rd., Courtice Detailed Design Construction Total				200,000	1,600,000								200,000 1,600,000 1,800,000	Construction of feedermain to service new development. Timing of construction dependent on rate of development
102	Zone 1 feedermain on Prestonvale Rd. from Baseline Rd. to 950 m North of Baseline Rd., Courtice Detailed Design Construction Total					150,000	1,400,000							150,000 1,400,000 1,550,000	Construction of feedermain to service new development. Timing of construction dependent on rate of development
103	Zone 1 feedermain on easement from Townline Rd. to Prestonvale Rd., Courtice Detailed Design Construction Total						150,000	1,400,000						150,000 1,400,000 1,550,000	Construction of feedermain to service new development. Timing of construction dependent on rate of development
CLARINGTON (BOWMANVILLE) SYSTEM															
104	Zone 1 feedermain on Lambs Rd. from Hwy No. 2 (King St.) to Zone 1 Liberty Street Reservoir Environmental Assessment & Detailed Design Construction Total	C1202	3,820,500 11,179,505		11,600,000									3,820,500 22,779,505 26,600,005	Required to accommodate new development. Construction to be completed in conjunction with Liberty St. Zone 1 Reservoir. Feedermain will be completed in phases. Phase I: Hwy No. 2 to Third Concession Rd. Phase II: Third Concession Rd. to reservoir
105	Zone 1 feedermain on Baseline Rd. from Liberty St. to R.R. 57 (Martin Rd.), Bowmanville Detailed Design Construction Total					400,000	4,450,000							400,000 4,450,000 4,850,000	Construction of feedermain to service new development. Timing of construction dependent on rate of development
106	Zone 1 feedermain from Bowmanville Water Supply Plant to Baseline Rd., Bowmanville Environmental Assessment												520,000	520,000	Construction of feedermain to service new development. Timing of construction dependent on rate of development Detailed design and construction beyond forecast
107	Zone 1 feedermain on Baseline Rd. from Wharf St. to Mearns Ave., Bowmanville Environmental Assessment												520,000	520,000	Construction of feedermain to service new development. Timing of construction dependent on rate of development Detailed design and construction beyond forecast
108	Zone 2 feedermain on Concession Rd. 3 from Middle Rd./ Scugog St. to Mearns Ave. Detailed Design Construction Total	C0502	780,000		3,400,000									780,000 3,400,000 4,180,000	Construction of feedermain to service new development. Timing of construction dependent on rate of development
109	Zone 2 feedermain from Zone 2 pumping station to Zone 2 Reservoir, Bowmanville Environmental Assessment Detailed Design Total										550,000		550,000	550,000 550,000 1,100,000	Construction of feedermain to service new development. Timing of construction dependent on rate of development Construction beyond forecast
CLARINGTON (NEWCASTLE) SYSTEM															
110	Zone 1 feedermain on Toronto St. from Newcastle Water Pollution Control Plant to King St. (Hwy No. 2), Newcastle Detailed Design Construction Total	C1103	590,000 4,149,500	600,000 3,900,000										1,190,000 8,049,500 9,239,500	Phase 1: Milligan Street to Hydro ROW - construction initiated Phase 2: Toronto St. from Hydro ROW to Highway 401 and on Rudell Road from Highway 401 to Highway 2

CONSTRUCTION OF MUNICIPAL SERVICES

2017 CAPITAL BUDGET AND NINE YEAR FORECAST

ITEM No.	PROJECT DESCRIPTION	Project No.	BUDGET PRIOR TO 2017	2017 CAPITAL BUDGET	Nine Year Forecast										TOTAL	REMARKS
					2018	2019	2020	2021	2022	2023	2024	2025	2026			
111	Zone 1 feedermain from Arthur Street reservoir to future Zone 1 reservoir Detailed Design Construction Total	C1203	250,000					2,550,000							250,000 2,550,000 2,800,000	Feedermain required to connect the proposed reservoir to the water supply system.
112	Zone 1 feedermain on King St. (Highway No. 2) from Rudell Rd. to 200 m west of North St., Newcastle Detailed Design Construction Total	D1406	200,000		985,000										200,000 985,000 1,185,000	To provide looping and security to the existing system.
113	Zone 2 feedermain on Arthur St. from the Zone 2 pumping station to 650m south, Newcastle Detailed Design Construction Total	D1605	180,000 120,000				1,100,000								180,000 1,220,000 1,400,000	Construction of feedermain to service new development. Timing of construction dependent on rate of development
SCUGOG (PORT PERRY) SYSTEM																
114	Feedermain on Scugog Line 3 from Simcoe Rd. to Old Simcoe Rd., Port Perry Detailed Design Construction Total	D1607	228,000 72,000	1,300,000											228,000 1,372,000 1,600,000	Construction of feedermain to service existing system and new development.
Sub-total System Expansion			40,439,505	8,580,000	39,110,000	40,985,000	39,505,000	42,550,000	9,300,000	13,820,000	9,380,000	3,200,000	23,390,000	270,259,505		
Other Linear Infrastructure																
115	Replacement of meters	D1706		3,100,000	3,100,000	3,100,000	1,500,000	1,500,000	1,500,000	1,500,000	1,500,000	1,500,000	1,500,000	19,800,000	Replacement of meters that have reached the end of their service life.	
116	Design - Replacement of polybutylene service connections in various locations	D1799		18,427,646	13,300,000	13,600,000	13,800,000	9,000,000						68,127,646		
117	Depots - Replacement of polybutylene service connections in various locations	M1725		1,600,000	1,400,000	1,200,000	1,000,000	500,000						5,700,000		
118	Depots - Replacement of lead service connections in various locations	M1732		800,000	1,000,000	1,000,000	1,000,000	1,000,000	5,000,000	5,000,000	5,000,000	5,000,000	5,000,000	29,800,000		
119	Replacement of valves	M1726		150,000	150,000	150,000	150,000	150,000	150,000	150,000	150,000	150,000	150,000	1,500,000		
120	Replacement of hydrants	M1727		150,000	150,000	150,000	150,000	150,000	150,000	150,000	150,000	150,000	150,000	1,500,000		
Sub-total Other Linear Infrastructure				24,227,646	19,100,000	19,200,000	17,600,000	12,300,000	6,800,000	6,800,000	6,800,000	6,800,000	6,800,000	126,427,646		
B BUILDINGS																
PICKERING / AJAX SYSTEM																
121	Regional Environmental Laboratory Upgrades and ventilation associated works	Y1602	250,000	200,000	2,950,000										3,400,000	Cost sharing with York Region
122	Seaton Zone 4 Reservoir and Zone 5 Water Pumping Station, Pickering Detailed Design Construction Total	D1701		1,200,000	1,500,000 16,700,000										2,700,000 16,700,000 19,400,000	Durham to oversee the detailed design and construction of vertical infrastructure required for the development of the Seaton Community.
123	Expansion of the Ajax Water Supply Plant from 163.6 MLD to 327 MLD, Ajax Environmental Assessment Detailed Design Construction Total				1,500,000		4,500,000		92,880,000						1,500,000 4,500,000 92,880,000 98,880,000	Construction of future expansion required to accommodate new development. Timing of construction dependent on rate of development.

CONSTRUCTION OF MUNICIPAL SERVICES

2017 CAPITAL BUDGET AND NINE YEAR FORECAST

ITEM No.	PROJECT DESCRIPTION	Project No.	BUDGET PRIOR TO 2017	2017 CAPITAL BUDGET	Nine Year Forecast									TOTAL	REMARKS
					2018	2019	2020	2021	2022	2023	2024	2025	2026		
124	Proposed Ajax Zone 1 Storage facility - 11 MLD Ajax Environmental Assessment Detailed Design Construction Total				500,000		500,000		10,650,000					500,000 500,000 10,650,000 11,650,000	
125	Intake crib chlorine line replacement at the Ajax and Whitby Water Supply Plants										300,000	1,445,000		1,745,000	Asset Management Project - intake crib lines have reached the end of their useful service life.
WHITBY / OSHAWA / CLARINGTON (COURTICE) SYSTEM															
126	Expansion of the Whitby Water Supply Plant from 109 MLD to 218 MLD Whitby Land and Detailed Design Construction Total	D9944	7,350,000			134,120,500								7,350,000 134,120,500 141,470,500	Preliminary and detailed design initiated in 2014. Construction to commence in 2019
127	Whitby Water Supply Plant - Plant 1 upgrades					200,000		5,000,000	5,000,000	5,000,000				15,200,000	Project budget to be confirmed and updated upon the completion of preliminary investigation
128	Proposed Zone 4 Pumping Station at the Thickson Rd. Reservoir, Whitby Environmental Assessment Detailed Design Construction Total	D1608	600,000			600,000	6,110,000							600,000 600,000 6,110,000 7,310,000	Construction of pumping station to service new development. Timing of construction dependent on rate of development
129	Garrard Rd. Zone 3 Water Pumping Station - upgrades Whitby Detailed Design Construction Total					125,000	1,160,000							125,000 1,125,000 1,250,000	Upgrades at the pumping are required to receive increased flows from the water supply system.
130	Garrard Rd. Zone 1 Reservoir Expansion from 31 MLD to 50 MLD, Whitby Environmental Assessment and Detailed Design Construction Total						1,500,000			14,725,000				1,500,000 14,725,000 16,225,000	
131	Proposed Whitby Zone 4 Storage Facility - 11 MLD Whitby Environmental Assessment Detailed Design Construction Total	D1505	500,000			1,000,000	8,290,000							500,000 1,000,000 8,290,000 9,790,000	
132	Thickson Rd. Zone 3 Water Pumping Station Expansion to 22,700 m ³ /d, Whitby Environmental Assessment Detailed Design Construction Total									500,000	1,000,000	10,350,000		500,000 1,000,000 10,350,000 11,850,000	Expansion of pumping station required to accommodate new development.
133	Oshawa Water Supply Plant - Plant No. 1 Filter Rehabilitation Detailed Design Construction Total	O1516	300,000 600,000	3,200,000										300,000 3,800,000 4,100,000	Rehabilitation works required to provide safe and sustainable drinking water.
134	Taunton Rd. Zone 2 Reservoir Expansion from 13MLD to 27 MLD, Oshawa Environmental Assessment Detailed Design Construction Total							500,000		500,000			11,200,000	500,000 500,000 11,200,000 12,200,000	Construction of reservoir required to accommodate new development.
135	Proposed Zone 4 Pumping Station at the Harmony Rd. Reservoir, Oshawa Environmental Assessment Detailed Design Construction Total	D1507	500,000		500,000		6,300,000							500,000 500,000 6,300,000 7,300,000	Construction of pumping station required to accommodate new development.

CONSTRUCTION OF MUNICIPAL SERVICES

2017 CAPITAL BUDGET AND NINE YEAR FORECAST

ITEM No.	PROJECT DESCRIPTION	Project No.	BUDGET PRIOR TO 2017	2017 CAPITAL BUDGET	Nine Year Forecast									TOTAL	REMARKS	
					2018	2019	2020	2021	2022	2023	2024	2025	2026			
136	Grandview Zone 2 Pumping Station Expansion, Oshawa Environmental Assessment Detailed Design Construction Total									500,000		600,000		5,100,000	500,000 600,000 5,100,000 6,200,000	Pumping station expansion required to accommodate new development.
137	Taunton Rd. Zone 3 Water Pumping Station Expansion from 27,270 m ³ to 75,000 m ³ Oshawa Environmental Assessment Detailed Design Total											500,000		650,000	500,000 650,000 1,150,000	Pumping station expansion required to accommodate new development. Construction beyond forecast.
138	Harmony Rd. Zone 3 Reservoir Expansion, Oshawa Environmental Assessment											525,000			525,000	Construction of reservoir required to accommodate new development. Detailed design and construction beyond forecast.
139	Proposed Oshawa Zone 4 Storage Facility - 11 MLD Oshawa Environmental Assessment Detailed Design Construction Total	D1609	500,000		850,000			7,920,000							500,000 850,000 7,920,000 9,270,000	Timing of expansion dependent on rate of development.
140	Hortop Water Pumping Station - Replacement Oshawa Detailed Design Construction Total								1,000,000		9,000,000				1,000,000 9,000,000 10,000,000	The pumping station has reached the end of its useful life.
CLARINGTON (BOWMANVILLE) SYSTEM																
141	Bowmanville Water Supply Plant Expansion from 36 MLD to 55 MLD Environmental Assessment Detailed Design Construction Total									500,000		1,100,000		82,450,000	500,000 1,100,000 82,450,000 84,050,000	Timing of expansion dependent on rate of development.
142	Proposed Liberty Street Zone 1 Reservoir 11 MLD and abandon Existing Elevated Tank Update Environmental Assessment and Detailed Design Construction Total	D1106	1,200,000		11,200,000										1,200,000 11,200,000 12,400,000	Construction of future reservoir required to accommodate new development. Upon completion the existing elevated tank will be decommissioned.
143	Concession St. Water Pumping Station Expansion Detailed Design Construction Total											400,000		5,000,000	400,000 5,000,000 5,400,000	Timing of expansion dependent on rate of development.
144	Proposed Zone 2 Pumping Station at the Zone 1 Reservoir Detailed Design Construction Total											1,100,000		7,200,000	1,100,000 7,200,000 8,300,000	Timing of expansion dependent on rate of development.
145	Bowmanville Zone 2 Reservoir Expansion Environmental Assessment												500,000		500,000	Timing of expansion dependent on rate of development. Detailed design and construction beyond forecast
CLARINGTON (NEWCASTLE) SYSTEM																
146	Expansion of Newcastle Water Supply Plant from 8.2 MLD to 16.4 MLD Process study and Detailed Design Construction Total	D1107	3,900,000		21,850,000										3,900,000 21,850,000 25,750,000	Environmental Assessment addendum underway
147	Proposed Zone 1 Reservoir 7 MLD Environmental Assessment & Land Detailed Design Construction Total	D1202	300,000				900,000	6,200,000							300,000 900,000 6,200,000 7,400,000	Construction of future reservoir required to accommodate new development. Timing of construction dependent on rate of development.

CONSTRUCTION OF MUNICIPAL SERVICES

2017 CAPITAL BUDGET AND NINE YEAR FORECAST

ITEM No.	PROJECT DESCRIPTION	Project No.	BUDGET PRIOR TO 2017	2017 CAPITAL BUDGET	Nine Year Forecast									TOTAL	REMARKS
					2018	2019	2020	2021	2022	2023	2024	2025	2026		
148	Proposed Zone 2 Water Pumping Station Environmental Assessment & Land Detailed Design Construction Total	D1610	500,000			400,000		4,200,000						500,000 400,000 4,200,000 5,100,000	
149	Proposed Zone 2 reservoir Environmental Assessment & Land Detailed Design Total									500,000			600,000	500,000 600,000 1,100,000	Construction of future reservoir required to accommodate new development. Timing of construction dependent on rate of development.
CLARINGTON (ORONO) SYSTEM															
150	Proposed Zone 1 Orono Storage Facility (8 MLD) Environmental Assessment Detailed Design Construction Total					400,000		500,000			2,600,000			400,000 500,000 2,600,000 3,500,000	
SCUGOG (PORT PERRY) SYSTEM															
151	Alternative Water Supply Source Environmental Assessment and Detailed Design Construction Total	S0102	3,030,000		3,000,000		15,500,000							6,030,000 15,500,000 21,530,000	Environmental Assessment and engineering required to identify a new water supply source to provide improved water quality.
152	Port Perry Storage Facility - additional capacity 2.13 MLD Detailed Design Construction Total					1,000,000		11,000,000						1,000,000 11,000,000 12,000,000	New Reservoir to provide increased system security and capacity for new development
UXBRIDGE (UXBRIDGE) SYSTEM															
153	New Well and Pumphouse, Uxbridge Environmental Assessment Detailed Design Construction Total	D1508	500,000			500,000	3,000,000							500,000 500,000 3,000,000 4,000,000	Provision for EA and land acquisition for future construction of a new well and pumphouse.
154	Expansion of Quaker Hill Reservoir from 2 MLD to 5 MLD Detailed Design Construction Total	U0701	230,000		400,000	3,400,000								630,000 3,400,000 4,030,000	Required to provide storage capacity for new development.
BROCK (SUNDERLAND) SYSTEM															
155	New Well and Pumphouse with standby power Environmental Assessment and Detailed Design Construction Total	K0601	650,000		500,000	3,850,000								1,150,000 3,850,000 5,000,000	Required to provide security to the system and capacity for new development.
BROCK (CANNINGTON) SYSTEM															
156	New Well and Pumphouse Environmental Assessment and Detailed Design Construction Total	K0701	1,750,000			4,350,000								1,750,000 4,350,000 6,100,000	Required to provide security to the system and capacity for new development. EA completed Detailed Design phase.
BROCK (BEAVERTON) SYSTEM															
157	Additional Water Storage from 2 MLD to 5 MLD Environmental Assessment Total											520,000		520,000	Required to provide security to the system and capacity for new development. Detailed design and construction beyond forecast.
REGION WIDE															
158	Wellhead protection at Regional well sites	M0101		800,000	800,000	800,000	800,000	800,000	800,000	800,000	800,000	800,000	800,000	8,000,000	Monitoring and studies required to identify aquifer protection zones for the existing and future well systems operated by the Region. Implementation of some Wellhead Protection Study findings. Includes Permit to Take Water requirements.
Sub-total Buildings			22,660,000	5,400,000	62,250,000	151,645,500	39,680,000	38,600,000	111,830,000	32,625,000	12,325,000	13,615,000	113,000,000	603,630,500	

CONSTRUCTION OF MUNICIPAL SERVICES

2017 CAPITAL BUDGET AND NINE YEAR FORECAST

ITEM No.	PROJECT DESCRIPTION	Project No.	BUDGET PRIOR TO 2017	2017 CAPITAL BUDGET	Nine Year Forecast										TOTAL	REMARKS
					2018	2019	2020	2021	2022	2023	2024	2025	2026			
C MACHINERY AND EQUIPMENT																
<u>PICKERING / AJAX SYSTEM</u>																
159	Finch Ave. Elevated Water Storage Tank - Recoating Detailed Design Construction Total						60,000	540,000							60,000 540,000 600,000	Preventative maintenance work
160	New diesel generator at the Ajax Water Supply Plant Detailed Design Construction Total	D1702		200,000	2,000,000										200,000 2,000,000	Emergency control and power supply systems required to operate system during communications and hydro electric power failure.
<u>WHITBY / OSHAWA / CLARINGTON (COURTICE) SYSTEM</u>																
161	Plate settling tanks at the Whitby Water Supply Plant Detailed Design Construction Total	W0401	549,000						100,000		10,150,000				649,000 10,150,000 10,799,000	Required to remove algae which accumulates in the filters and can reduce Water Supply Plant capacity. To be completed after the Whitby Water Supply Plant expansion
162	Installation of standby power at the Whitby Water Supply Plant Detailed Design Construction Total	D1120	300,000						100,000		3,100,000				400,000 3,100,000 3,500,000	Emergency control and power supply systems required to operate systems during communications and electrical power failures. To be completed after the Whitby Water Supply Plant expansion
163	Whitby Water Supply Plant - dechlorination equipment for backwash prior to discharge	D1703		400,000											400,000	Provincial Water Quality Objective (PWQO) report recommendation.
164	Oshawa Water Supply Plant - Valve Chamber Upgrades Detailed Design Construction Total				100,000		550,000								100,000 550,000 650,000	Valve replacement and interconnection capability.
<u>CLARINGTON (ORONO) SYSTEM</u>																
165	Orono Water Supply System - diesel generator replacement Detailed Design Construction Total	D1305	110,000 290,000	400,000											110,000 690,000 800,000	Upgrading the power supply system required to operate the system during communication and electrical power failure.
166	Orono Water Supply System - Standpipe Water Storage Tank -recoating Detailed Design Construction Total	D1704		60,000	25,000 590,000										85,000 590,000 675,000	Preventative maintenance work
<u>BROCK (SUNDERLAND) SYSTEM</u>																
167	Sunderland Water Supply System - Water Quality and Operational Review	D1705		400,000											400,000	System assessment for improvements
168	Sunderland Standpipe Water Storage Tank - Recoating Detailed Design Construction Total				75,000		650,000								75,000 650,000 725,000	Preventative maintenance work
<u>REGION WIDE</u>																
169	Automatic Bulk Water Dispensing System Detailed Design Construction Total	D1717		120,000 480,000	60,000 240,000	60,000 380,000	60,000 380,000	60,000 240,000	60,000 240,000	60,000 240,000					480,000 2,200,000 2,680,000	Required to provide a secure, efficient and accessible method of supplying bulk water to customers.
170	Fuel Tank Compliance	D1613	700,000	1,000,000											1,700,000	Allowance for fuel tank inspections in various locations in the Region.
Sub-Total Machinery and Equipment				1,249,000	3,060,000	3,090,000	1,700,000	980,000	300,000	500,000	13,550,000	0	0	0	23,429,000	

CONSTRUCTION OF MUNICIPAL SERVICES

2017 CAPITAL BUDGET AND NINE YEAR FORECAST

ITEM No.	PROJECT DESCRIPTION	Project No.	BUDGET PRIOR TO 2017	2017 CAPITAL BUDGET	Nine Year Forecast									TOTAL	REMARKS	
					2018	2019	2020	2021	2022	2023	2024	2025	2026			
D IT INFRASTRUCTURE																
171	Plant SCADA system projects, to link plants north and plants east to the Ajax Water Supply Plant SCADA system	D0502	21,480,000		5,000,000	2,240,000									28,720,000	Implementation of a single centralized SCADA system for all WSP's to improve operational efficiency and monitor MOE compliance requirements.
	Sub-total IT Infrastructure		21,480,000	0	5,000,000	2,240,000	0	0	0	0	0	0	0	0	28,720,000	
E ALLOWANCES AND OTHER PROVISIONS																
172	Regional Water Supply Master Planning Study for the Regional Official Plan Review	D1421	900,000					800,000							1,700,000	Required to review and identify water supply infrastructure requirements to service new development as identified in the review of the Regional Official Plan.
173	Emergency Planning Updating Requirements	D1307	175,000		100,000											Allowance for updating required to ensure optimal performance during an emergency.
174	Asset Condition Assessments - Reports for the Vertical Assets	D1419	801,000		300,000	300,000	300,000	300,000	300,000	300,000	300,000	300,000	300,000	3,501,000	Provincial requirement to assess conditions of all assets and develop a rehabilitation strategy.	
175	Asset Condition Assessment/ investigation on transmission pipe.	D1420	400,000		200,000	200,000	200,000	200,000	200,000	200,000	200,000	200,000	200,000	2,200,000	Allowance for assessments on large transmission pipes.	
176	Master planning energy management				200,000				200,000					400,000	Study to identify a long term strategy for implementation of an efficient and effective energy policy.	
177	Allowance for acquisition of easements	M1701		150,000	150,000	150,000	150,000	150,000	150,000	150,000	150,000	150,000	150,000	1,500,000	Allowance for acquisition of easements for existing watermains.	
178	Allowance for engineering studies	M1707		100,000	150,000	150,000	150,000	150,000	150,000	150,000	150,000	150,000	150,000	1,450,000	Allowance for miscellaneous engineering studies.	
179	Allowance for CTC Source Water Protection Plan related to the Lake Ontario Collaborative	D1718		300,000										300,000	Required to implement the policies related to the approved CTC Source Protection Plan.	
180	Preliminary engineering	66143		100,000	100,000	100,000	100,000	100,000	100,000	100,000	100,000	100,000	100,000	1,000,000	Allowance for preliminary engineering carried out in advance of budget provision.	
181	Allowance for sundry extensions as per Council policy	M1708		15,000	15,000	15,000	15,000	15,000	15,000	15,000	15,000	15,000	15,000	150,000	Regional share for sundry extensions.	
182	Allowance for unknown requirements	M1709		100,000	100,000	100,000	100,000	100,000	100,000	100,000	100,000	100,000	100,000	1,000,000	Allowance for unanticipated works.	
183	Allowance for Regional share for works in conjunction with residential subdivision development	M1710		1,460,000	1,460,000	1,460,000	1,460,000	1,460,000	1,460,000	1,460,000	1,460,000	1,460,000	1,460,000	14,600,000	Regional share for watermains related to existing, new residential and new non-residential development, in conjunction with new residential subdivisions.	
184	Allowance for Regional share for works in conjunction with non-residential development	M1711		400,000	400,000	400,000	400,000	400,000	400,000	400,000	400,000	400,000	400,000	4,000,000	Allowance for possible Regional share in design and construction of watermains for non-residential development.	
185	Well interference works	M1714		400,000	400,000	400,000	400,000	1,000,000	1,000,000	1,000,000	1,000,000	1,000,000	1,000,000	7,600,000	Allowance for construction of well interference works in accordance with Regional policy.	
	Sub-total Allowances and Other Provisions		2,276,000	3,025,000	3,575,000	3,275,000	3,275,000	4,675,000	4,075,000	3,875,000	3,875,000	3,875,000	3,875,000	39,676,000		
	TOTAL GROSS EXPENDITURE		89,912,405	64,327,646	143,715,000	230,465,500	114,871,000	110,318,000	146,398,000	82,318,000	43,823,000	37,713,000	158,673,000	1,221,534,551		

<p>TABLE OF CONTENTS</p> <p>2017 BUSINESS PLANS & BUDGETS</p> <p>WORKS – SANITARY SEWERAGE SYSTEM</p>
--

NOTE: On this page, just click on the particular Section and you will be linked to the corresponding page

	<u>Page Number</u>
STRATEGIC PLANNING	173
PROGRAM SUMMARY	175
EXPLANATION OF PROGRAM CHANGES	178
PROGRAM DETAILS	
1. Cleaning, Repairs and Maintenance Holes	182
2. Sewer Connections	185
3. Depot Operations	188
4. WPCPs and Pumping Stations.....	191
5. Duffin Creek WPCP	195
a. Management Committee	198
b. Duffin Creek Plant	199
c. Duffin Creek Tech Support	204
d. Duffin Creek Administration	205
e. Duffin Creek Facility	206
6. Regional Environmental Laboratory	207
7. Engineering and Staff Support	210
8. Facilities Management	217
9. Administration	221
10.TANGIBLE CAPITAL ASSETS PROGRAM SUMMARY.....	223
1. Tangible Capital Assets – New.....	224
2. Tangible Capital Assets – Replacement	225

<p>TABLE OF CONTENTS</p> <p>2017 BUSINESS PLANS & BUDGETS</p> <p>WORKS – SANITARY SEWERAGE SYSTEM</p> <p>(Continued)</p>
--

NOTE: On this page, just click on the particular Section and you will be linked to the corresponding page

	<u>Page Number</u>
3. Construction	227
a. 2017 Construction Program.....	228
b. 2018 Construction Program.....	231
c. 2019 Construction Program.....	233
d. 2020 Construction Program.....	235
e. 2021 Construction Program.....	237
f. 2022 Construction Program.....	239
g. 2023 Construction Program.....	241
h. 2024 Construction Program.....	243
i. 2025 Construction Program.....	245
j. 2026 Construction Program.....	247
k. 2017 Capital Budget Project Detail.....	249
l. 2017 Capital Budget and Nine Year Forecast	299



2017 Business Plan

Works - Sanitary Sewerage System

Major Services & Activities

Sanitary Sewerage System Maintenance

- ◆ Maintain and operate the Region's Sewage Collection Systems to ensure safe and efficient treatment of effluent.
- ◆ Prevent public health hazards and inconvenience through uninterrupted services.
- ◆ Installation and servicing (cleaning and repairing) of sanitary sewer service connections and maintenance holes.
- ◆ Maintain all programs for compliance with Ministry of the Environment and Climate Change Acts and Regulations.
- ◆ Enforcement of the Sewer-Use By-law 55-2013.

Water Pollution Control Plants - Treatment and Services

- ◆ Plan, design and construct sanitary sewerage infrastructure.
- ◆ Operate and maintain all water pollution control plants and pumping stations for the Region, and treatment of sanitary sewage ensuring effluent meets or exceeds all Ministry of the Environment and Climate Change discharge requirements.
- ◆ Operate and maintain the Regional Environmental Laboratory for the water and wastewater monitoring needs of the Regions of Durham and York, area municipalities and private clients.
- ◆ Operate and maintain the Duffin Creek WPCP for Durham and York Regions.

The following information highlights the Department's focus on the Durham Region Strategic Plan:

Strategic Goal C.2 - Protect, enhance and where appropriate restore significant water resources, agricultural land, natural heritage and environmentally sensitive areas.

Responsibility - Lead

Key Deliverables

- ◆ Continue to protect the Region's drinking water supply (source water protection)

Performance Targets

- ◆ Number of boil water advisories
- ◆ Number of adverse residual chlorine tests



2017 Business Plan

Works - Sanitary Sewerage System

Strategic Goal C.4 - Demonstrate leadership in sustainable asset management and environmentally friendly municipal practices.
Responsibility - Co-Lead

Key Deliverables

- ◆ Plan, forecast and manage provision, operation, maintenance and capital costs for existing and new infrastructure

Performance Targets

- ◆ Condition indices
- ◆ Annual investment as a percentage of inventory value
- ◆ Quantity and quality of available serviced land
- ◆ Life cycle indicators
- ◆ Non-revenue water as a percentage of total water treated

Strategic Goals
Responsibility - Support

Goal	Description
A.1	Propel the business and investment climate forward in Durham Region to enable more local employment.
B.3	Cultivate strong, safe and secure communities and healthy workplaces.
C.1	Invest in efforts to mitigate and adapt to climate change to build resiliency across the Region.
C.5	Work more closely with local municipalities and other partners to manage growth through effective, progressive and integrated long-term planning.
D.1	Deliver Regional services in a financially prudent and sustainable manner.
D.2	Foster awareness of Regional programs and services.
D.3	Improve communication and collaboration across the Region and in particular with local municipalities.
D.4	Promote a culture of openness and encourage public engagement in governance and decision making.
D.5	Demonstrate accountability and transparency by measuring performance and reporting on results.
D.6	Invest in the organization by attracting and retaining a skilled and diverse workforce.
D.7	Focus resources on continuous improvement and innovation.

PROGRAM SUMMARY



2017 Business Plan

Works - Sanitary Sewerage System

By Program	2016		2017		
(\$,000's)	Estimated	Approved	Base	Program	Proposed
<u>Expense Programs</u>	<u>Actuals</u>	<u>Budget</u>	<u>Budget</u>	<u>Change</u>	<u>Budget</u>
	\$	\$	\$	\$	\$
OPERATIONS:					
1 Cleaning, Repairs and Maintenance Holes	1,793	1,698	1,710	-	1,710
2 Sewer Connections	2,237	2,412	2,429	-	2,429
3 Depot Operations	2,694	3,004	3,062	(59)	3,003
Subtotal	6,724	7,114	7,201	(59)	7,142
PLANTS:					
4 WPCPs and Pumping Stations	21,307	22,818	23,173	603	23,776
5 Duffin Creek WPCP					
(a) Management Committee	2,936	3,262	3,447	-	3,447
(b) Duffin Creek Plant	25,223	28,021	28,007	(439)	27,568
(c) Duffin Creek Tech Support	53	186	193	7	200
(d) Duffin Creek Administration	2,611	2,611	2,640	-	2,640
(e) Duffin Creek Facility	1,559	1,512	1,695	148	1,843
(f) York Contributions	(26,024)	(28,607)	(28,882)	241	(28,641)
Total Duffin Creek WPCP	6,358	6,985	7,100	(43)	7,057
Subtotal	27,665	29,803	30,273	560	30,833
COMMON SERVICES:					
6 Regional Environmental Laboratory	-	-	-	-	-
7 Engineering and Staff Support	4,960	5,796	6,035	(420)	5,615
8 Facilities Management	6,192	6,334	6,417	134	6,551
9 Administration	253	288	301	-	301
Headquarters Shared Cost	1,009	1,009	1,029	-	1,029
Subtotal	12,414	13,427	13,782	(286)	13,496
Total Operating Program Expenses	46,803	50,344	51,256	215	51,471

PROGRAM SUMMARY



2017 Business Plan

Works - Sanitary Sewerage System

By Program	2016		2017		
(\$,000's)	Estimated Actuals	Approved Budget	Base Budget	Program Change	Proposed Budget
10 Tangible Capital Assets:					
1S Duffin Creek WPCP - New	95	95	-	109	109
2S - Replacement	941	941	1,046	395	1,441
3S Environmental Lab - New	-	-	-	40	40
4S - Replacement	420	420	315	-	315
5S Facilities Management - New	91	91	-	25	25
6S - Replacement	63	63	40	394	434
7S Fleet/Equipment - New	144	144	-	1,022	1,022
8S - Replacement	357	357	304	-	304
9S Construction of Municipal Services	21,154	21,154	21,154	(1,711)	19,443
Tangible Capital Assets Subtotal	23,265	23,265	22,859	274	23,133
Tangible Capital Assets Revenue & Recoveries:					
10S Duffin Creek WPCP TCA Revenue from York	(809)	(809)	(851)	(395)	(1,246)
11S Environmental Lab-TCA Revenue from York	(210)	(210)	(58)	(20)	(78)
12S Environmental Lab-Recovery Reserve/Reserve Fund	-	-	(200)	-	(200)
Tangible Capital Assets Revenue & Recoveries Subtotal	(1,019)	(1,019)	(1,109)	(415)	(1,524)
Net Tangible Capital Assets	22,246	22,246	21,750	(141)	21,609
Net Program Expenses	69,049	72,590	73,006	74	73,080
Summary of Increase (Decrease)			\$416	0.57%	\$490 0.68%

PROGRAM SUMMARY



2017 Business Plan

Works - Sanitary Sewerage System

Summary of Base Budget Changes

	\$	Comments
Salaries & Benefits	1,245	Economic increase
Salaries & Benefits	36	Annualization (0.833 position)
Operating Expenses	(29)	One-time expense (Professional Services)
Operating Expenses	231	Inflationary increases
Fees & Service Charges	(2)	Inflationary increase
Minor Assets & Equipment	(37)	Reduced requirements
Major Repairs & Renovations	(532)	Reduced requirements
Tangible Capital Assets	(496)	Reduced requirements
	<u>416</u>	

EXPLANATION OF PROGRAM CHANGES



2017 Program Changes

Works - Sanitary Sewerage System

\$ 000's

Maintenance Operations

Depot Operations

- ◆ Adjustments to Depot overhead activities, including supervision (-\$75k), complaint investigations (\$13k) and other sewer activities (\$8k) based on review of historical actuals and forecasted requirements (54)
 - ◆ Adjustments to reflect actual costs and forecasted requirements (5)
-
- (59)**

Water Pollution Control Plants and Pumping Stations

Corbett Creek WPCP

- ◆ Decrease in recovery from CUPE due to decrease in staff participation in Union activities 182
 - ◆ Decrease in sludge haulage costs due to improvements in digester efficiency (56)
 - ◆ Decrease in allocated share of biosolids management costs based on historical volumes generated from plant operations (38)
 - ◆ Adjustments to reflect actual costs and forecasted requirements 41
 - ◆ Decrease in sewage dumping fees collected as a result of plant construction 47
-
- 176**

Courtice WPCP

- ◆ Transfer of an existing position representing a reduction of 0.500 FTE:
 - ◆ Transfer of a vacant Training Officer position to Engineering and Staff Support (-0.500 FTE) (62)
 - ◆ Increase in sludge haulage and disposal costs due to diversions from other plants during system improvement activities 148
 - ◆ Increase in allocated share of biosolids management costs based on historical volumes generated from plant operations 51
 - ◆ Adjustments to reflect actual costs and forecasted requirements in various accounts 4
-
- 141**

Newcastle WPCP

- ◆ Decrease in sludge disposal costs due to diversion of flows to Courtice WPCP due to system improvement activities (25)
 - ◆ Adjustments to reflect actual costs and forecasted requirements in various accounts (25)
-
- (50)**

EXPLANATION OF PROGRAM CHANGES



2017 Program Changes

Works - Sanitary Sewerage System

\$ 000's

Water Pollution Control Plants and Pumping Stations (continued)

Port Darlington WPCP

♦ Decrease in temporary staffing requirements	(15)
♦ Increase in operating costs due to expansion of plant	282
♦ Decrease in chemical requirements based on historical actuals	(55)
♦ Decrease in sludge disposal costs due to diversion to other plants and alignment to historical actuals	(196)
♦ Increase in allocated share of biosolids management costs based on historical volumes generated from plant operations	32
♦ Adjustments to reflect actual costs and forecasted requirements in various accounts	(8)
	40

Harmony Creek WPCP

♦ Decrease in allocated share of biosolids management costs based on historical volumes generated from plant operations	(56)
♦ Adjustments to reflect actual costs and forecasted requirements in various accounts	(14)
	(70)

Uxbridge, Scugog, Brock WPCP

♦ Increase in operating costs due to the expansion of Nonquon WPCP	154
♦ Increase in operating costs to incorporate ongoing lagoon maintenance activities	150
♦ Increase in Environmental Lab fees due to more stringent testing requirements	25
♦ Adjustments to reflect actual costs and forecasted requirements in various accounts	13
	342

Pumping Stations

♦ Adjustments to reflect actual costs and forecasted requirements in various payroll accounts	53
♦ Adjustments to reflect actual costs and forecasted requirements in various other accounts	(24)
♦ Increase in recoveries related to the operation of a private pumping station servicing the Clarington Police Complex	(5)
	24

Total Water Pollution Control Plants and Pumping Stations **603**

Duffin Creek WPCP

♦ Increase in full-time salaries due to upgrade of position to an Embedded Energy Manager	20
♦ Decrease in sludge disposal recovery based on anticipated volumes from WPCPs	166
♦ Adjustments based on review of historical actuals and forecasted requirements, including chemicals (-\$365k), temporary staffing requirements (-\$97k), materials and services (-\$114k), equipment maintenance (-\$25k) and various other accounts (-\$17k)	(618)
♦ Increase in facility costs, including HVAC maintenance and repair and janitorial services based on contract requirements	88
♦ Increase for a space optimization study	60
♦ Decrease in recovery from York Region due to reduction in operating expenses	241
	(43)

EXPLANATION OF PROGRAM CHANGES



2017 Program Changes

Works - Sanitary Sewerage System

\$ 000's

Regional Environmental Laboratory

♦ Decrease in equipment maintenance repairs due to installation of new equipment	(23)
♦ Decrease in internal recoveries based on projected demand for services	295
♦ Increase in recoveries from external customers due to increased sample testing related to more stringent standards, which will offset the above increases in expenditures	(221)
♦ Adjustments to reflect actual costs and forecasted requirements in various accounts	(51)
	-

Engineering and Staff Support

♦ Proposed new positions representing 0.947 FTEs, to start July 1, 2017:	
♦ One (1) Appraiser/Negotiator in Real Estate to deliver increasing property requirements related to planned infrastructure expansion projects. This position will be shared with General Tax, Water Supply, and Solid Waste Management (Annualized impact is \$23.9k) (0.220 FTE)	12
♦ One (1) Inspector 3 in Construction to inspect plant projects to ensure adherence to design, review as-built drawings and to provide quality control. This position will be shared with General Tax and Water Supply (Annualized impact is \$26.2k) (0.257 FTE)	13
♦ One (1) Project Engineer in Engineering Planning and Studies to coordinate Environmental Assessments and various studies. This position will be shared with Water Supply (Annualized impact is \$68.3k) (0.470 FTE)	35
♦ Transfer and upgrade of an existing position representing an increase of 0.500 FTE:	
♦ Transfer of a vacant Training Officer position to an Assistant Manager, Plant Operations, to oversee technical and regulatory issues related to water supply and water pollution control plant operations. This position will be shared with Water Supply (0.500 FTE)	74
♦ Increase in recoveries related to new positions listed above	(65)
♦ Decrease in temporary resource requirements and overtime based on actual spending	(146)
♦ Decrease in provision for unplanned machinery and equipment maintenance and replacement based on review of historical actual spending	(150)
♦ Decrease for professional and program service requirements related to activities including water efficiency (-\$13k) and technical/mapping update work (-\$109k) based on review of actuals and forecasted requirements	(122)
♦ Decrease in recovery for biosolids services based on historical utilization	70
♦ Adjustments to various accounts based on comprehensive review to reflect actual costs and forecasted requirements	(72)
♦ Increase in revenues based on historical actuals and revised rates and fees	(69)
	(420)

EXPLANATION OF PROGRAM CHANGES



2017 Program Changes

Works - Sanitary Sewerage System

\$ 000's

Facilities Management

<ul style="list-style-type: none"> ◆ Proposed new positions representing 0.772 FTEs, to start July 1, 2017: <ul style="list-style-type: none"> ◆ Two (2) Technical Assistants to provide support for the administration of corporate facility maintenance contracts. These positions are conversions from temporary to permanent and are shared with General Tax, Water Supply and Solid Waste Management operations (Annualized impact is \$63.6k) (0.772 FTEs) ◆ Decrease in temporary salary costs to fund the position conversions listed above ◆ Increase in facility operating costs for the Orono Depot expansion ◆ Increase to reflect estimated facility costs for the new Nonquon WPCP ◆ Adjustments to various accounts to reflect actual costs and forecasted requirements ◆ Increase in rental revenues from leased telecommunication tower 	<p>32</p> <p>(27)</p> <p>5</p> <p>128</p> <p>1</p> <p>(5)</p> <p>134</p>
--	---

Tangible Capital Assets

<ul style="list-style-type: none"> ◆ Program changes include the acquisition of new assets and the replacement of assets related to depot operations, plant and facilities management, fleet, equipment and construction projects, including the construction of municipal services. Refer to capital schedules for detailed information 	<p>(141)</p>
---	---------------------

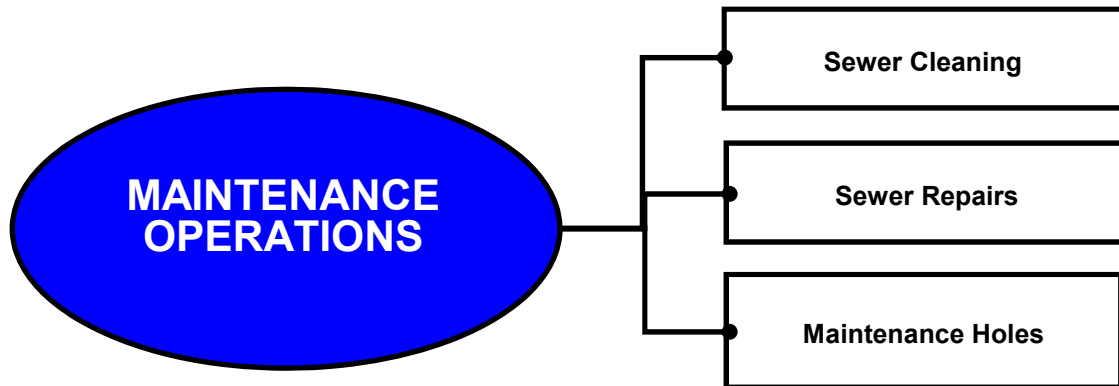
Total Program Changes 74

PROGRAM 1 CLEANING, REPAIRS AND MAINTENANCE HOLES



2017 Program Detail

Works - Sanitary Sewerage System



Purpose:

- ◆ To maintain and operate the Region's Sanitary Sewerage Collection Systems in an efficient and cost effective manner for the Region's approximately 166,911 customers
- ◆ To prevent public health hazards and inconvenience through interruption of service

Description of Program Activities:

- ◆ The Region maintains and operates 2,029 km of gravity sanitary sewer
- ◆ 1,643 km of sanitary sewers up to 300 mm in size are cleaned by hydrojet once every 2 years
- ◆ 239 km of sanitary sewers from 350 mm to 600 mm in size are cleaned once every 4 years
- ◆ 123 km of sanitary sewers over 600 mm in size are cleaned as required
- ◆ There are 92 siphons in the Region which are cleaned once every year either by flushing or dragging operations
- ◆ Damaged sanitary sewers are repaired at spot locations as required
- ◆ Maintenance holes are budgeted to have major repairs or minor repairs made as required

Description of Program Resources:

- ◆ Resources delivering program services are shared with all activity based maintenance activities in the Water Supply, Sanitary Sewerage and General Tax operating budgets. Resource utilization is charged to the activity based programs through maintenance work orders

Performance Measurements

- ◆ Sanitary sewers up to 300 mm in size are cleaned by hydrojet once every 2 years
- ◆ Sanitary sewers from 350 mm to 600 mm in size are cleaned once every 4 years
- ◆ Sanitary sewers over 600 mm in size are cleaned as required
- ◆ Syphons cleaned once each year

PROGRAM 1 CLEANING, REPAIRS AND MAINTENANCE HOLES



2017 Program Detail

Works - Sanitary Sewerage System

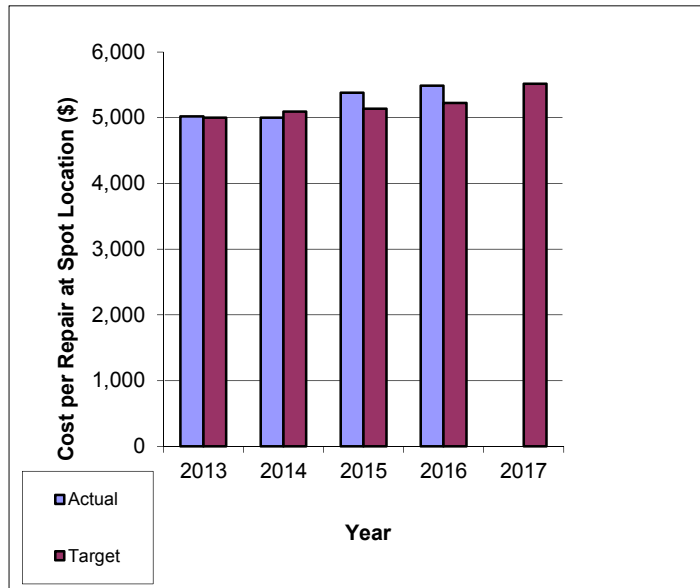
Units of Service:

- a) Cleaning by Hydrojet (km)
- b) Repairs at Spot Locations
- c) Major Maintenance Hole Repairs

Target 2016	Proj Actual 2016	Target 2017
866	822	834
22	17	21
346	370	381

Cleaning of sanitary sewers by hydrojet is accomplished by Regional forces and by contracted services. All problem areas are cleaned using Regional forces. Cleaning by hydrojet to meet service levels is accomplished through contracted services.

Efficiency:



Cost per Repair at Spot Location

Cost per unit includes all labour, materials and equipment utilized in the repair activities.

**PROGRAM 1
CLEANING, REPAIRS AND MAINTENANCE HOLES**



2017 Program Detail

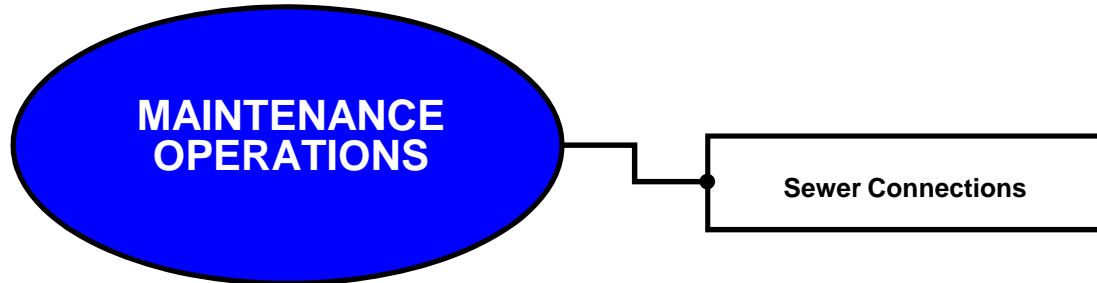
Works - Sanitary Sewerage System

Detailed Cost of Program:	2016		2017		
(\$,000's)	Estimated Actuals	Approved Budget	Base Budget	Program Change	Proposed Budget
Cleaning by Hydrojet	638	660	663	-	663
Cleaning any Method Non- Programmed	272	281	284	-	284
Rehab-Repair - Contractor	116	116	116	-	116
Repairs at Spot Location	133	115	116	-	116
Major Maintenance Hole Repair	634	526	531	-	531
Net Program Expenses	1,793	1,698	1,710	-	1,710



2017 Program Detail

**Works - Sanitary Sewerage
System**



Purpose:

- ◆ To maintain and operate the Region's Sanitary Sewerage Collection Systems in an efficient and cost effective manner for the Region's approximately 166,911 customers
- ◆ To prevent public health hazards and inconvenience through interruption of service

Description of Program Activities:

- ◆ Sanitary sewer service connections serving residential and non-residential buildings are budgeted to be cleaned
- ◆ New sanitary sewer service connections are budgeted to be installed as required
- ◆ Sanitary sewer service connections are budgeted to be repaired or replaced as required

Description of Program Resources:

- ◆ Resources delivering program services are shared with all activity based maintenance activities in the Water Supply, Sanitary Sewerage and General Tax operating budgets. Resource utilization is charged to the activity based programs through maintenance work orders

**PROGRAM 2
SEWER CONNECTIONS**



2017 Program Detail

Works - Sanitary Sewerage System

Performance Measurements:

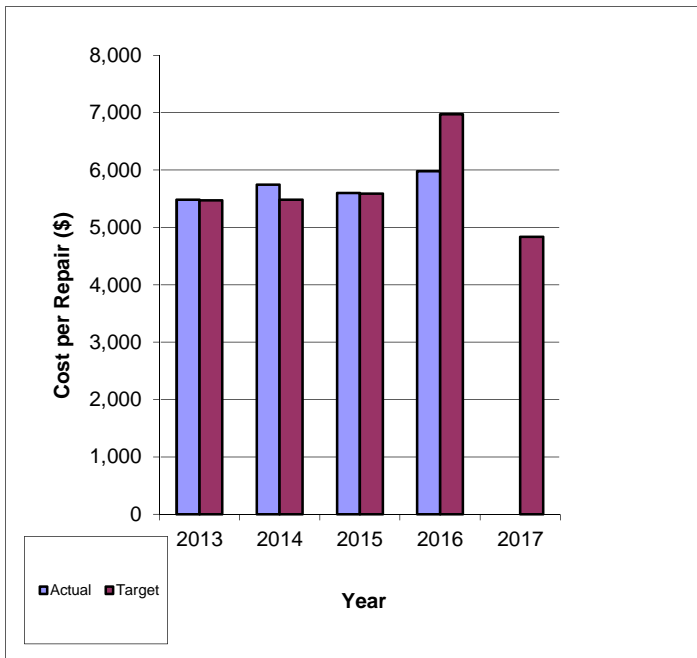
- ◆ Service connections are cleaned and repaired/replaced as stipulated in By-law #90-2003

Units of Service

- a) Unscheduled Cleaning of Sewer Connections
- b) Connection Repairs

Target 2016	Proj Actual 2016	Target 2017
1,128	973	1,226
288	305	422

Efficiency



Cost Per Connection Repair

Cost per unit includes all labour, materials and equipment utilized in the repair activities.

**PROGRAM 2
SEWER CONNECTIONS**



2017 Program Detail

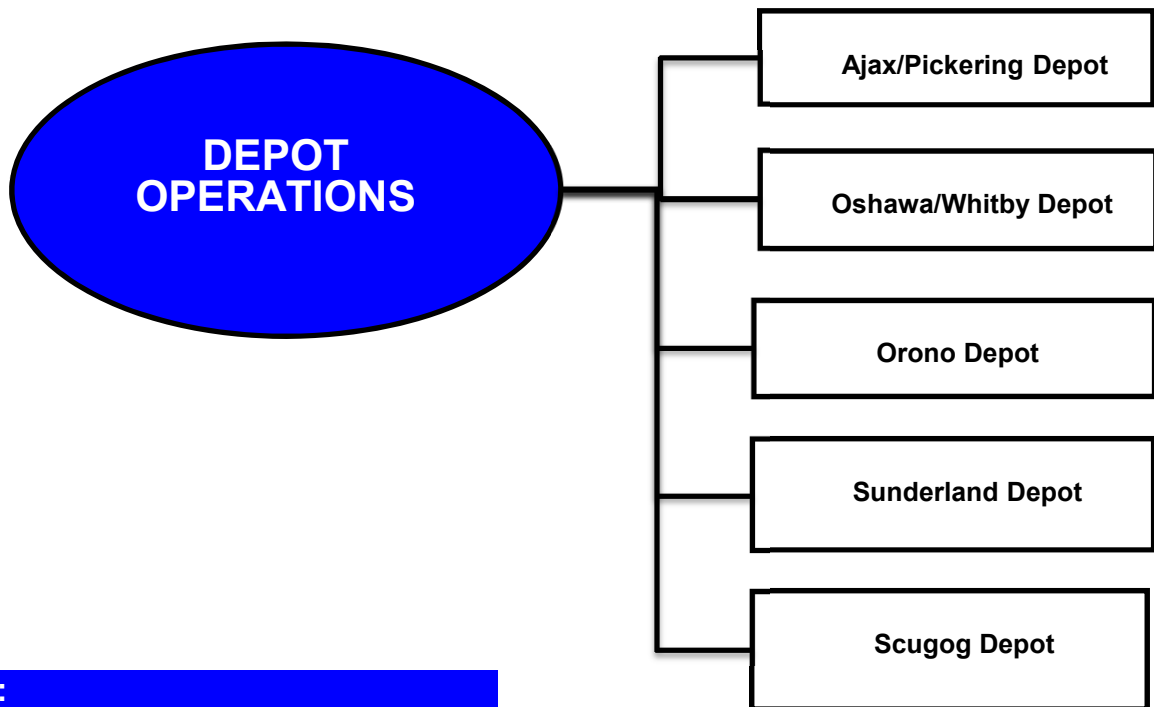
**Works - Sanitary Sewerage
System**

Detailed Cost of Program:	2016		2017		
(\$,000's)	Estimated Actuals	Approved Budget	Base Budget	Program Change	Proposed Budget
Connection Cleaning	373	403	408	-	408
Connection Repair	1,864	2,009	2,021	-	2,021
Net Program Expenses	2,237	2,412	2,429	-	2,429



2017 Program Detail

Works - Sanitary Sewerage System



Purpose:

- ◆ To provide leadership and direction to the various depots in effectively monitoring and managing activities including sewer cleaning, sewer repairs, sewer connections, and maintenance hole repairs, ensuring compliance with approved budgets and policy guidelines

Description of Program Activities:

- ◆ To provide the administrative services required to complete the sewer activities (i.e. Sewer cleaning, repairs, maintenance holes, sewer connections and general and overhead maintenance)
- ◆ Maintain proper inventory records

Description of Program Resources:

- ◆ 2017 Full Time Employees 7.460
- ◆ 2016 Full Time Employees 7.460 (Restated)

**PROGRAM 3
DEPOT OPERATIONS**



2017 Program Detail

**Works - Sanitary Sewerage
System**

Detailed Cost of Program:	2016		2017		
(\$,000's)	Estimated Actuals	Approved Budget	Base Budget	Program Change	Proposed Budget
Operating Expenses					
Personnel Expenses	778	844	881	2	883
Payroll Maintenance Management - Charge	1,528	1,152	1,284	15	1,299
Payroll Maintenance Management - Recovery	(6)	(22)	(23)	-	(23)
Net Personnel Expenses	2,300	1,974	2,142	17	2,159
Personnel Related	158	190	190	(8)	182
Communications	77	92	92	1	93
Supplies	165	344	306	(3)	303
Materials & Services	34	51	152	(55)	97
Buildings & Grounds Operations	60	60	60	-	60
Equipment Maintenance & Repairs	1	-	-	1	1
Vehicle Operations	41	437	266	(8)	258
Professional Services	1	1	1	-	1
Leased Facilities Expenses	2	3	4	-	4
Contribution to Reserve & Reserve Funds	4	4	5	-	5
Operating Expenses Subtotal	2,843	3,156	3,218	(55)	3,163
Transfers from Related Entities					
NextGen Charges	8	5	4	7	11
Transfers from Related Entities Subtotal	8	5	4	7	11
Inter-Departmental Transfers & Recoveries					
Recovery from Fleet	(85)	(97)	(100)	(3)	(103)
Inter-Departmental Transfers & Recoveries Subtotal	(85)	(97)	(100)	(3)	(103)
Gross Operating Expenses	2,766	3,064	3,122	(51)	3,071

**PROGRAM 3
DEPOT OPERATIONS**



2017 Program Detail

**Works - Sanitary Sewerage
System**

Detailed Cost of Program: (\$,000's)	2016		2017		
	Estimated Actuals	Approved Budget	Base Budget	Program Change	Proposed Budget
Tangible Capital Assets					
New	-	-	-	102	102
Total Tangible Capital Assets	-	-	-	102	102
Total Expenses	2,766	3,064	3,122	51	3,173
Revenues					
Fees & Service Charges	(58)	(60)	(60)	(1)	(61)
Sundry Revenue	(14)	-	-	(7)	(7)
Total Revenues	(72)	(60)	(60)	(8)	(68)
Net Program Expenses	2,694	3,004	3,062	43	3,105

* Tangible Capital Assets are stated separately on the Program Summary

Net Program Expenses Per Above	3,105
Less: Tangible Capital Assets	(102)
Net Operating Program Expenses Per Program Summary	<u>3,003</u>


PROGRAM 4

WATER POLLUTION CONTROL PLANTS AND PUMPING STATIONS



2017 Program Detail

Works - Sanitary Sewerage System



Purpose:

- ◆ To treat sanitary sewage and ensure that it meets or exceeds all Ministry of Environment and Climate Change (MOECC) discharge requirements
- ◆ To operate and maintain the 48 sanitary sewage pumping stations that service the City of Pickering, Town of Ajax, Town of Whitby, the City of Oshawa, the Municipality of Clarington, and the Townships of Uxbridge, Scugog, and Brock
- ◆ To comply with all MOECC Certificates of Approval as issued for each pumping station
- ◆ To maintain a safe work environment by strictly adhering to all Ministry of Labour and Regional Departmental and Corporate safety policies

Description of Program Activities:

- ◆ Operate and maintain the Water Pollution Control Plants and Pumping Stations to treat flows
- ◆ Collect and analyze samples
- ◆ Administer programs required within the MOECC Certificate of Approval / Environmental Compliance Approval
- ◆ Maintain a scheduled cleaning and maintenance program based on each pumping station's flow and needs

- ◆ Keep a record of flows and monitor future requirements
- ◆ Maintain and upgrade mechanical and electrical equipment as required
- ◆ Take samples for lab analysis for the purpose of sewer use monitoring
- ◆ Implement new technology to increase reliability and ensure fail safe operation at all times and to ensure a continued cost effective operation

Description of Program Resources:

- ◆ 2017 Full Time Employees 56.750
- ◆ 2016 Full Time Employees 57.250

One (1) Training Officer transferred to Engineering and Staff Support (-0.500 FTE)

PROGRAM 4

WATER POLLUTION CONTROL PLANTS AND PUMPING STATIONS



2017 Program Detail

Works - Sanitary Sewerage System

Performance Measurements:

Water Pollution Control Plants

- ◆ Cost per megalitre of sanitary sewage treated
- ◆ Percentage of flow by-passing secondary treatment
- ◆ Number of emergency callouts

Pumping Stations

- ◆ Maintain a scheduled cleaning and maintenance program based on each station's flow and needs
- ◆ Keep a record of flows and monitor future requirements
- ◆ Maintain and upgrade mechanical and electrical equipment as required
- ◆ Take samples for lab analysis for the purpose of sewer use monitoring
- ◆ Implement new technology to increase reliability and ensure fail safe operation at all times and to ensure a continued cost effective operation

Units of Service

Water Pollution Control Plants

- a) Sanitary Sewage Treated at all Plants (measured per megalitre)
- b) Percentage of Flow By-passing Secondary Treatment
- c) Number of Emergency Callouts

Target 2016	Proj Actual 2016	Target 2017
58,301	49,380	58,301
0	0	0
330	337	330

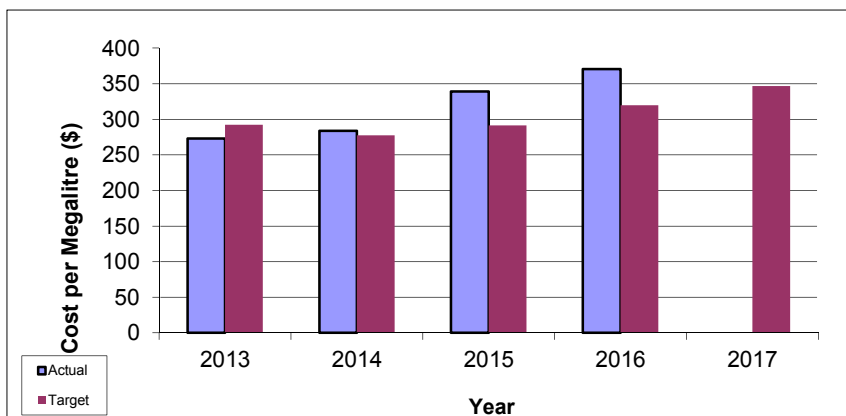
Pumping Stations

- a) Number of Emergency Callouts
- b) Number of Overflows

Target 2016	Proj Actual 2016	Target 2017
200	240	200
0	0	0

Efficiency:

Cost per Megalitre of Treated Sanitary Sewerage at WPCPs



**PROGRAM 4
WPCPs AND PUMPING STATIONS**



2017 Program Detail

**Works - Sanitary Sewerage
System**

Detailed Cost of Program:	2016		2017		
(\$,000's)	Estimated Actuals	Approved Budget	Base Budget	Program Change	Proposed Budget
Operating Expenses					
Personnel Expenses	6,317	6,320	6,551	231	6,782
Personnel Related	146	212	212	(41)	171
Communications	128	187	187	(40)	147
Supplies	1,349	1,020	1,020	98	1,118
Utilities	5,462	5,864	6,560	446	7,006
Medical Care	-	1	1	-	1
Chemicals	1,516	1,564	1,564	(110)	1,454
Computer Maintenance & Operations	105	97	97	(9)	88
Materials & Services	253	338	338	(54)	284
Equipment Maintenance & Repairs	493	734	734	135	869
Vehicle Operations	467	543	543	(40)	503
Professional Services	12	47	47	4	51
Contracted Services	2,387	2,390	2,389	51	2,440
Minor Assets & Equipment	36	30	-	-	-
Major Repairs & Renovations	578	578	-	-	-
Operating Expenses Subtotal	19,249	19,925	20,243	671	20,914
Inter-Departmental Transfers & Recoveries					
Works - PIS Group Charge	304	603	639	18	657
Works - Regional Environmental Lab Charge	358	424	424	14	438
Works - Sludge Disposal Charge	1,276	1,791	1,792	(166)	1,626
Works - Biosolids Services Charge	241	283	283	(5)	278
Works-Ajax WSP-Labour Charge	56	-	-	39	39
Recovery DRPS-Maple Grove Pumping Station	(5)	-	-	(6)	(6)
Inter-Departmental Transfers & Recoveries Subtotal	2,230	3,101	3,138	(106)	3,032
Gross Operating Expenses	21,479	23,026	23,381	565	23,946

**PROGRAM 4
WPCPs AND PUMPING STATIONS**



2017 Program Detail

**Works - Sanitary Sewerage
System**

Detailed Cost of Program:	2016		2017		
(\$,000's)	Estimated Actuals	Approved Budget	Base Budget	Program Change	Proposed Budget
Tangible Capital Assets					
New	54	54	-	362	362
Replacement	288	288	204	-	204
Total Tangible Capital Assets	342	342	204	362	566
Total Expenses	21,821	23,368	23,585	927	24,512
Revenues					
Fees & Service Charges	(143)	(205)	(205)	47	(158)
Rents	(3)	-	-	(3)	(3)
Sundry Revenue	(26)	(3)	(3)	(6)	(9)
Total Revenues	(172)	(208)	(208)	38	(170)
Net Program Expenses	21,649	23,160	23,377	965	24,342

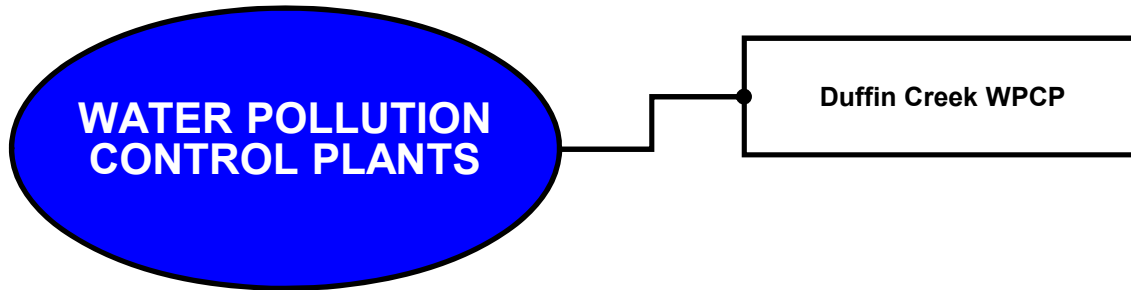
* Tangible Capital Assets are stated separately on the Program Summary

Net Program Expenses Per Above	24,342
Less: Tangible Capital Assets	(566)
Net Operating Program Expenses Per Program Summary	<u>23,776</u>



2017 Program Detail

Works - Sanitary Sewerage System



Purpose:

- ◆ To provide safe and cost effective wastewater treatment for customers in Durham Region (Ajax/Pickering) and customers in York Region which meets or exceeds all Ministry of Environment and Climate Change (MOECC) discharge requirements

Description of Program Activities:

- ◆ To operate and maintain the Duffin Creek WPCP for Durham and York Regions
- ◆ The program involves the cost efficient, safe and environmentally responsible operation and maintenance of one of Ontario's largest water pollution control plants
- ◆ Administer programs required within the MOECC Certificate of Approval / Environmental Compliance Approval
- ◆ To provide training and a safe work environment for staff

Description of Program Resources:

- ◆ 2017 Full Time Employees 81.530
- ◆ 2016 Full Time Employees 81.530



2017 Program Detail

Works - Sanitary Sewerage System

Performance Measurements:

PLANT

- ◆ Cost per megalitre of sanitary sewage treated
- ◆ Number of emergency callouts
- ◆ Number of days annually, during which the quality of a measured effluent parameter was superior to the stated objective as identified in the MOECC Certificate of Approval for this facility
- ◆ Number of days annually, during which the quality of a measured effluent parameter was superior to the stated compliance limit as identified in the MOECC Certificate of Approval for this facility
- ◆ Cost of operation of the facility

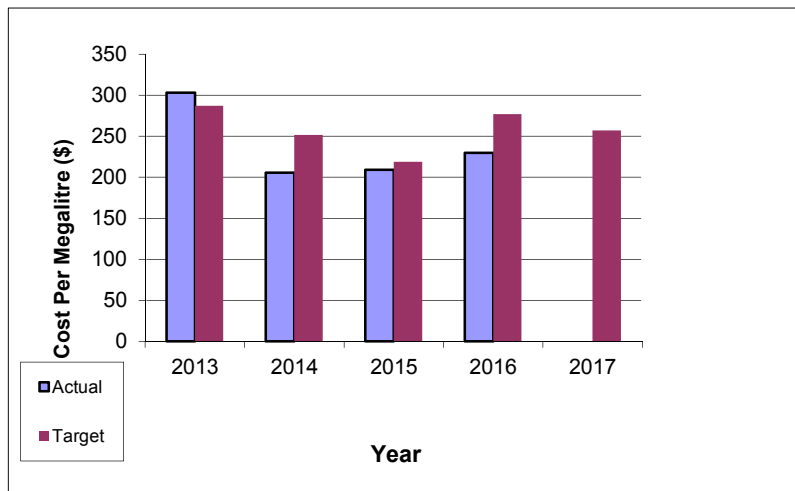
Units of Service

- a) Sanitary Sewage Treated at the Plant (measured per megalitre)
- b) Number of Emergency Callouts

Target 2016	Proj Actual 2016	Target 2017
23,750	24,937	25,500
175	125	150

Efficiency:

Cost per Megalitre of Treated Sanitary Sewerage



**PROGRAM 5
SUMMARY DUFFIN CREEK WPCP**



2017 Business Plan

**Works - Sanitary Sewerage
System**

By Program	2016		2017		
(\$,000's)	Estimated Actuals	Approved Budget	Base Budget	Program Change	Proposed Budget
5 Duffin Creek WPCP					
(a) Management Committee	2,936	3,262	3,447	-	3,447
(b) Duffin Creek Plant	25,223	28,021	28,007	(439)	27,568
(c) Duffin Creek Tech Support	53	186	193	7	200
(d) Duffin Creek Administration	2,611	2,611	2,640	-	2,640
(e) Duffin Creek Facility	1,559	1,512	1,695	148	1,843
(f) York Contributions	(26,024)	(28,607)	(28,882)	241	(28,641)
Total Duffin Creek WPCP	6,358	6,985	7,100	(43)	7,057

* Tangible Capital Assets are stated separately on the Program Summary

**PROGRAM 5A
DUFFIN CREEK MANAGEMENT COMMITTEE**



2017 Program Detail

Works - Sanitary Sewerage System

Detailed Cost of Program: (\$,000's)	2016		2017		
	Estimated Actuals	Approved Budget	Base Budget	Program Change	Proposed Budget
Operating Expenses					
Personnel Expenses	40	40	42	-	42
Personnel Related	2	1	1	-	1
Supplies	1	1	1	-	1
Professional Services	41	250	250	-	250
Financial Expenses	237	285	290	-	290
Property Taxes	2,633	2,703	2,881	-	2,881
Gross Operating Expenses	2,954	3,280	3,465	-	3,465
Revenues					
Rents	(16)	(18)	(18)	-	(18)
Sundry Revenue	(2)	-	-	-	-
Revenue from York	(1,968)	(2,144)	(2,271)	-	(2,271)
Total Revenues	(1,986)	(2,162)	(2,289)	-	(2,289)
Net Program Expenses	968	1,118	1,176	-	1,176

* Tangible Capital Assets are stated separately on the Program Summary

Net Program Expenses Per Above	1,176
Add: Revenue from York	2,271
Net Operating Program Expenses Per Program Summary	<u>3,447</u>

**PROGRAM 5B
DUFFIN CREEK PLANT**



2017 Program Detail

**Works - Sanitary Sewerage
System**

Detailed Cost of Program: (\$,000's)	2016		2017		
	Estimated Actuals	Approved Budget	Base Budget	Program Change	Proposed Budget
Operating Expenses					
Personnel Expenses	7,887	8,224	8,671	(87)	8,584
Personnel Related	158	224	224	(17)	207
Communications	57	96	96	(4)	92
Supplies	1,402	1,300	1,300	42	1,342
Utilities	9,096	11,718	10,952	-	10,952
Chemicals	3,914	4,045	4,045	(365)	3,680
Computer Maintenance & Operations	-	15	15	(15)	-
Materials & Services	1,853	2,239	2,239	(114)	2,125
Equipment Maintenance & Repairs	1,266	1,311	1,311	(24)	1,287
Vehicle Operations	95	110	110	(22)	88
Professional Services	261	250	350	-	350
Financial Expenses	321	350	356	-	356
Property Taxes	17	17	18	-	18
Minor Assets & Equipment	35	35	-	-	-
Major Repairs & Renovations	175	175	125	-	125
Contribution to Reserve & Reserve Funds	400	400	400	-	400
Operating Expenses Subtotal	26,937	30,509	30,212	(606)	29,606
Inter-Departmental Transfers & Recoveries					
Works - PIS Group Charge	744	570	604	16	620
Works - Regional Environmental Lab Charge	228	175	425	(25)	400
Works - Facilities Management Charge	30	30	30	10	40
Recovery - Works-Sludge Disposal	(1,458)	(1,791)	(1,792)	166	(1,626)
Inter-Departmental Transfers & Recoveries Subtotal	(456)	(1,016)	(733)	167	(566)
Gross Operating Expenses	26,481	29,493	29,479	(439)	29,040

**PROGRAM 5B
DUFFIN CREEK PLANT**



2017 Program Detail

**Works - Sanitary Sewerage
System**

Detailed Cost of Program:	2016		2017		
(\$,000's)	Estimated Actuals	Approved Budget	Base Budget	Program Change	Proposed Budget
Tangible Capital Assets					
New	95	95	-	109	109
Replacement	785	785	926	210	1,136
TCA Financing from York	(688)	(688)	(758)	(251)	(1,009)
Total Tangible Capital Assets	192	192	168	68	236
Total Expenses	26,673	29,685	29,647	(371)	29,276
Revenues					
Fees & Service Charges	(1,221)	(1,469)	(1,469)	-	(1,469)
Sundry Revenue	(37)	(3)	(3)	-	(3)
Revenue from York	(20,700)	(22,967)	(22,938)	367	(22,571)
Total Revenues	(21,958)	(24,439)	(24,410)	367	(24,043)
Net Program Expenses	4,715	5,246	5,237	(4)	5,233

* Tangible Capital Assets are stated separately on the Program Summary

Net Program Expenses Per Above	5,233
Less: Tangible Capital Assets	(236)
Add: Revenue from York	22,571
Net Operating Program Expenses Per Program Summary	<u>27,568</u>

**PROGRAM 5B1
DUFFIN CREEK PLANT - EXCLUDING IPS**



2017 Program Detail

**Works - Sanitary Sewerage
System**

Detailed Cost of Program: (\$,000's)	2016		2017		
	Estimated Actuals	Approved Budget	Base Budget	Program Change	Proposed Budget
Operating Expenses					
Personnel Expenses	7,812	8,152	8,593	(87)	8,506
Personnel Related	158	194	194	13	207
Communications	57	96	96	(4)	92
Supplies	1,400	1,274	1,275	42	1,317
Utilities	8,135	10,757	10,151	-	10,151
Chemicals	3,914	4,045	4,045	(365)	3,680
Computer Maintenance & Operations	-	15	15	(15)	-
Materials & Services	1,831	2,238	2,238	(138)	2,100
Equipment Maintenance & Repairs	1,120	1,211	1,211	(24)	1,187
Vehicle Operations	95	110	110	(22)	88
Professional Services	261	250	350	-	350
Financial Expenses	320	350	356	-	356
Minor Assets & Equipment	35	35	-	-	-
Major Repairs & Renovations	175	175	125	-	125
Contribution to Reserve & Reserve Funds	400	400	400	-	400
Operating Expenses Subtotal	25,713	29,302	29,159	(600)	28,559
Inter-Departmental Transfers & Recoveries					
Works - PIS Group Charge	744	570	604	16	620
Works - Regional Environmental Lab Charge	228	175	425	(25)	400
Recovery - Works-Sludge Disposal	(1,458)	(1,791)	(1,792)	166	(1,626)
Inter-Departmental Transfers & Recoveries Subtotal	(486)	(1,046)	(763)	157	(606)
Gross Operating Expenses	25,227	28,256	28,396	(443)	27,953
Tangible Capital Assets					
New	95	95	-	109	109
Replacement	785	785	751	210	961
TCA Financing from York	(688)	(688)	(583)	(251)	(834)
Total Tangible Capital Assets	192	192	168	68	236
Total Expenses	25,419	28,448	28,564	(375)	28,189

**PROGRAM 5B1
DUFFIN CREEK PLANT - EXCLUDING IPS**



2017 Program Detail

**Works - Sanitary Sewerage
System**

Detailed Cost of Program:	2016		2017		
(\$,000's)	Estimated Actuals	Approved Budget	Base Budget	Program Change	Proposed Budget
Revenues					
Fees & Service Charges	(1,221)	(1,469)	(1,469)	-	(1,469)
Sundry Revenue	(37)	(3)	(3)	-	(3)
Revenue from York	(19,446)	(21,730)	(21,855)	371	(21,484)
Total Revenues	(20,704)	(23,202)	(23,327)	371	(22,956)
Net Program Expenses	4,715	5,246	5,237	(4)	5,233

**PROGRAM 5B2
DUFFIN CREEK PLANT - INFLUENT PUMPING STATION**



2017 Program Detail

Works - Sanitary Sewerage System

Detailed Cost of Program: (\$,000's)	2016		2017		
	Estimated Actuals	Approved Budget	Base Budget	Program Change	Proposed Budget
Operating Expenses					
Personnel Expenses	75	72	78	-	78
Personnel Related	-	30	30	(30)	-
Supplies	3	25	25	-	25
Utilities	961	962	801	-	801
Materials & Services	22	1	1	24	25
Equipment Maintenance & Repairs	145	100	100	-	100
Property Taxes	17	17	18	-	18
Operating Expenses Subtotal	1,223	1,207	1,053	(6)	1,047
Inter-Departmental Transfers & Recoveries					
Works - Facilities Management Charge	30	30	30	10	40
Inter-Departmental Transfers & Recoveries Subtotal	30	30	30	10	40
Gross Operating Expenses	1,253	1,237	1,083	4	1,087
Tangible Capital Assets					
Replacement	-	-	175	-	175
TCA Financing from York	-	-	(175)	-	(175)
Total Tangible Capital Assets	-	-	-	-	-
Total Expenses	1,253	1,237	1,083	4	1,087
Revenues					
Revenue from York	(1,253)	(1,237)	(1,083)	(4)	(1,087)
Total Revenues	(1,253)	(1,237)	(1,083)	(4)	(1,087)
Net Program Expenses	-	-	-	-	-

**PROGRAM 5C
DUFFIN CREEK TECH SUPPORT**



2017 Program Detail

**Works - Sanitary Sewerage
System**

Detailed Cost of Program:	2016		2017		
(\$,000's)	Estimated Actuals	Approved Budget	Base Budget	Program Change	Proposed Budget
Operating Expenses					
Personnel Expenses	53	186	193	7	200
Gross Operating Expenses	53	186	193	7	200
Revenues					
Revenue from York	(43)	(151)	(156)	(6)	(162)
Total Revenues	(43)	(151)	(156)	(6)	(162)
Net Program Expenses	10	35	37	1	38

* Tangible Capital Assets are stated separately on the Program Summary

Net Program Expenses Per Above	38
Add: Revenue from York	162
Net Operating Program Expenses Per Program Summary	<u>200</u>

**PROGRAM 5D
DUFFIN CREEK ADMINISTRATION**



2017 Program Detail

**Works - Sanitary Sewerage
System**

Detailed Cost of Program:	2016		2017		
(\$,000's)	Estimated Actuals	Approved Budget	Base Budget	Program Change	Proposed Budget
Inter-Departmental Transfers & Recoveries					
Works - General Administration Charge	2,611	2,611	2,640	-	2,640
Inter-Departmental Transfers & Recoveries Subtotal	2,611	2,611	2,640	-	2,640
Gross Operating Expenses	2,611	2,611	2,640	-	2,640
Revenues					
Revenue from York	(2,118)	(2,118)	(2,142)	-	(2,142)
Total Revenues	(2,118)	(2,118)	(2,142)	-	(2,142)
Net Program Expenses	493	493	498	-	498

**PROGRAM 5E
DUFFIN CREEK FACILITY**



2017 Program Detail

**Works - Sanitary Sewerage
System**

Detailed Cost of Program: (\$,000's)	2016		2017		
	Estimated Actuals	Approved Budget	Base Budget	Program Change	Proposed Budget
Operating Expenses					
Supplies	24	8	8	-	8
Materials & Services	40	21	22	-	22
Buildings & Grounds Operations	768	708	707	88	795
Equipment Maintenance & Repairs	57	45	45	-	45
Contracted Services	368	417	345	10	355
Major Repairs & Renovations	-	-	255	60	315
Operating Expenses Subtotal	1,257	1,199	1,382	158	1,540
Inter-Departmental Transfers & Recoveries					
Works - Facilities Management Charge	302	313	313	(10)	303
Inter-Departmental Transfers & Recoveries Subtotal	302	313	313	(10)	303
Gross Operating Expenses	1,559	1,512	1,695	148	1,843
Tangible Capital Assets					
Replacement	156	156	120	185	305
TCA Financing from York	(121)	(121)	(93)	(144)	(237)
Total Tangible Capital Assets	35	35	27	41	68
Total Expenses	1,594	1,547	1,722	189	1,911
Revenues					
Revenue from York	(1,195)	(1,227)	(1,375)	(120)	(1,495)
Total Revenues	(1,195)	(1,227)	(1,375)	(120)	(1,495)
Net Program Expenses	399	320	347	69	416

* Tangible Capital Assets are stated separately on the Program Summary

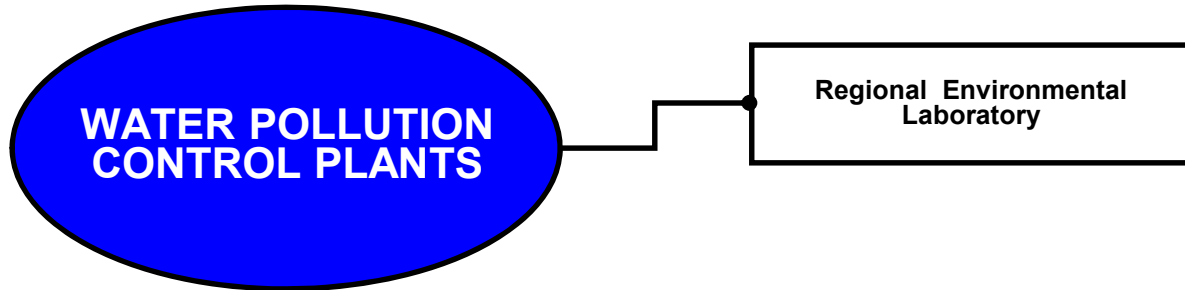
Net Program Expenses Per Above	416
Less: Tangible Capital Assets	(68)
Add: Revenue from York	1,495
Net Operating Program Expenses Per Program Summary	<u>1,843</u>

PROGRAM 6 REGIONAL ENVIRONMENTAL LABORATORY



2017 Program Detail

Works - Sanitary Sewerage System



Purpose:

- ◆ To provide environmental analysis for water and wastewater systems

Description of Program Activities:

- ◆ To operate and maintain the Regional Environmental Laboratory for the water and wastewater monitoring needs of the Regions of Durham and York, area municipalities and private clients
- ◆ Administer programs required within the Ministry of the Environment and Climate Change (MOECC) Certificate of Approvals for wastewater and drinking water licenses
- ◆ Plan for changes to environmental regulations that maintain and improve the quality of the Region's water supply and sanitary sewerage systems through ongoing skills development and process monitoring

Description of Program Resources:

- ◆ 2017 Full Time Employees 25.340
- ◆ 2016 Full Time Employees 25.340

Performance Measurements:

- ◆ Compliance with ISO 17025 standard and accreditation criteria through audits by the Canadian Association for Laboratory Accreditation (CALA). The Laboratory is fully accredited by CALA and licensed by the MOECC for drinking water testing
- ◆ Quality Assurance/Quality Control (QA/QC) program has been established to ensure quality of data
- ◆ Approximately 70,000 samples for 250,000 tests are analyzed annually

**PROGRAM 6
REGIONAL ENVIRONMENTAL LABORATORY**



2017 Program Detail

**Works - Sanitary Sewerage
System**

Detailed Cost of Program: (\$,000's)	2016		2017		
	Estimated Actuals	Approved Budget	Base Budget	Program Change	Proposed Budget
Operating Expenses					
Personnel Expenses	2,498	2,622	2,708	(19)	2,689
Personnel Related	42	71	71	(8)	63
Communications	-	3	3	(2)	1
Supplies	444	550	550	(2)	548
Utilities	11	10	10	-	10
Chemicals	41	30	30	5	35
Computer Maintenance & Operations	55	55	55	-	55
Materials & Services	71	111	111	(3)	108
Buildings & Grounds Operations	24	26	26	-	26
Equipment Maintenance & Repairs	136	153	153	(25)	128
Vehicle Operations	17	19	19	(1)	18
Professional Services	60	40	40	(20)	20
Contracted Services	13	15	13	-	13
Financial Expenses	2	1	1	1	2
Minor Assets & Equipment	10	-	-	-	-
Contribution to Reserve & Reserve Funds	125	125	125	-	125
Operating Expenses Subtotal	3,549	3,831	3,915	(74)	3,841
Inter-Departmental Transfers & Recoveries					
Works - General Administration Charge	143	143	143	-	143
Works - Facilities Management Charge	17	50	50	-	50
Recovery - Works-Regional Environmental Lab Service	(1,213)	(1,511)	(1,509)	(194)	(1,703)
Inter-Departmental Transfers & Recoveries Subtotal	(1,053)	(1,318)	(1,316)	(194)	(1,510)
Gross Operating Expenses	2,496	2,513	2,599	(268)	2,331

**PROGRAM 6
REGIONAL ENVIRONMENTAL LABORATORY**



2017 Program Detail

Works - Sanitary Sewerage System

Detailed Cost of Program: (\$,000's)	2016		2017		
	Estimated Actuals	Approved Budget	Base Budget	Program Change	Proposed Budget
Tangible Capital Assets					
New	-	-	-	40	40
Replacement	420	420	315	-	315
TCA Financing from York	(210)	(210)	(258)	(20)	(278)
Total Tangible Capital Assets	210	210	57	20	77
Total Expenses	2,706	2,723	2,656	(248)	2,408
Revenues					
Sundry Revenue	(575)	(358)	(357)	(221)	(578)
Revenue from Regional Environmental Lab Operations	(1,921)	(2,155)	(2,242)	489	(1,753)
Total Revenues	(2,496)	(2,513)	(2,599)	268	(2,331)
Net Program Expenses	210	210	57	20	77

* Tangible Capital Assets are stated separately on the Program Summary

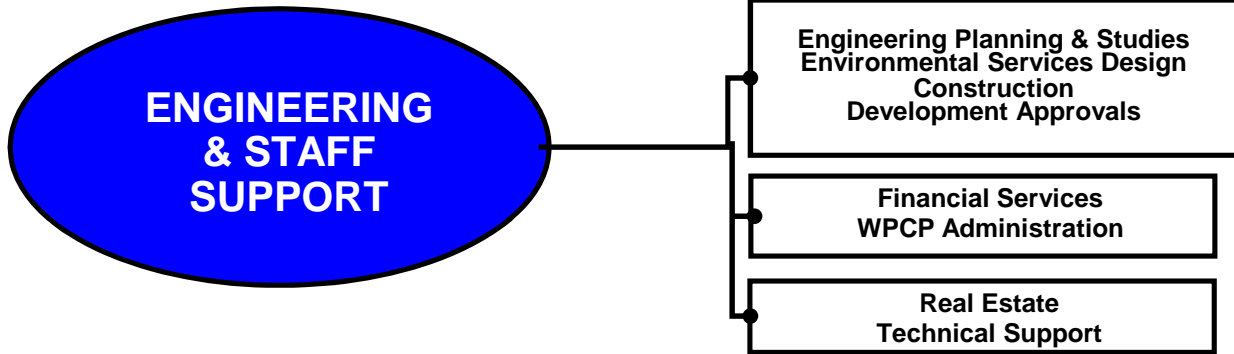
Net Program Expenses Per Above	77
Less: Tangible Capital Assets	(77)
Net Operating Program Expenses Per Program Summary	<u>-</u>

PROGRAM 7 ENGINEERING AND STAFF SUPPORT



2017 Program Detail

Works - Sanitary Sewerage System



Purpose:

Represents the portions of various divisions of the Works Department operation that are attributable to the Sanitary Sewerage System including:

Engineering Planning and Studies

- ◆ To provide overall leadership and guidance to the various Departments of the Region of Durham which affect long-range planning of the Municipal Water Supply and Distribution Systems and Municipal Wastewater Collection and Treatment Systems; to service existing customers and future customers forecast under the anticipated growth recognized in the Durham Region Official Plan

Environmental Services Design

- ◆ To plan, design and initiate construction of sanitary sewerage infrastructure to provide service for existing and new customers, in compliance with all applicable legislation and regulations. Sanitary sewerage infrastructure includes water pollution control plants, pumping stations and sanitary sewers and appurtenances

Construction

- ◆ To plan, design and construct Regional infrastructure including all roads, sanitary and storm sewers and associated services, watermains and associated services, bridges, culverts, water supply plants and associated wells, pumping stations and modifications, water pollution control plants and associated pumping stations and modifications, all as budgeted for in the current year's business plan including all similar construction necessitated by emergencies

Development Approvals

- ◆ To assist and facilitate well planned industrial, commercial and residential development proposals within Durham Region by providing cost effective municipal water, sanitary sewerage and Regional road services, while protecting the interests of the Region and the public

Financial Services

- ◆ To provide overall leadership and direction to the various divisions of the Works Department in effectively monitoring and managing expenditures within the Works Department to ensure compliance with approved budgets and policy guidelines

Water Pollution Control Plant Administration

- ◆ To provide management of the Plant Operations Division including: the co-ordination and monitoring of expenditures, dealing with personnel and administrative issues and planning for the long term operational needs of the division in accordance with policies, guidelines and legislation



2017 Program Detail

Works - Sanitary Sewerage System

Purpose (continued):

Real Estate

- ◆ To administer and manage the real estate function for the Region including the rental of properties and the purchase of land to facilitate construction of municipal services

Technical Support

- ◆ A technical working group directing and supporting the following programs:
 - Sewer-Use By-Law Enforcement
 - Water/Wastewater Treatment Operations
 - Maintenance Operations (including landfill monitoring)
 - Water and Energy Efficiency Programs
 - Data System Management
 - Source Water Protection

Description of Program Activities:

The duties and services provided are required to comply with all applicable legislation and represent those areas of the Works Department which relate directly to the provision and management of the sanitary sewerage infrastructure. The activities include: engineering planning and studies, detailed design, construction and asset management and ongoing post commissioning support.

Engineering Planning and Studies

- ◆ Develop and implement a comprehensive servicing strategy for the water supply and sanitary sewerage systems throughout the Region through the completion of Official Plan Servicing Studies and providing input into the Development Charges Studies
- ◆ Coordinate the use and protection of our valuable groundwater resources through development of wellhead protection areas, review of land-uses within these areas, and liaison with neighbouring municipalities on groundwater management practices
- ◆ Complete Environmental Assessments, as required, for water supply and sanitary sewerage capital projects prior to Capital Projects proceeding to detailed design and construction
- ◆ Provide Technical review of Applications for new development and comment on availability of water supply and sanitary sewerage services, oversizing, and ensure that the Region's standards are being met
- ◆ Act as Durham Region representative on various internal and external Committees related to water supply and sanitary sewerage servicing

Environmental Services Design

- ◆ Plan and implement the rehabilitation/replacement of existing infrastructure in conjunction with Regional and Area Municipality Road programs and independent of road programs. Conduct Asset Management studies to prioritize deficiencies and optimize use of financing for rehabilitation and replacement of existing sanitary sewerage infrastructure. Design and initiate construction of sanitary sewerage infrastructure to service existing and new development and in response to new regulations

Construction

- ◆ To provide the administrative services which calculate the budgets for infrastructure projects, develop and award the tenders and oversee the construction projects
- ◆ To provide the contract administrative services required to complete the construction activities including the processing and executing of all required project documentation, bonding and insurance, and progress
- ◆ Fulfilling contract requirements such as issuing substantial and final completion certificates, maintaining statutory, deficiency, maintenance and finishing holdbacks and final contract releases



2017 Program Detail

Works - Sanitary Sewerage
System

Description of Program Activities (continued):

Construction (continued)

- ◆ To provide required quality control and quality assurance for construction projects, including topographic surveying and layout, sewer and water infrastructure testing (SWAT), construction inspection, commissioning services, as constructed measurements and maintaining all as constructed drawings, testing of construction materials and providing geotechnical investigations and associated services
- ◆ To provide asset management services including the management and monitoring of the Region's infrastructure assets

Development Approvals

- ◆ Review and process development applications, including land severances, with minimum delay, ensuring that they meet Regional guidelines and standards and services are sized to meet long range Regional servicing objectives
- ◆ Negotiate and prepare draft servicing, subdivision or front ending agreements that are balanced and fair to ensure no adverse financial impact on the Region
- ◆ Assess feasibility, request for funding, coordinate collection charges, issue connection applications and payment agreements and initiate the passage of by-laws for Regional residents who request sewer and/or water service
- ◆ Co-ordinate the Development Charge collection process with local municipalities and the Finance Department to ensure timely issuance of building permits and adequate cash flow from development for the construction of Regional growth related infrastructure
- ◆ Control development to balance available capacities or identify required improvements to accommodate the development by coordinating comments and discussing issues with Local Area Municipalities, other Divisions and Departments

Financial Services

- ◆ Coordinate the preparation of the Works Department Annual Operating and Capital Budgets
- ◆ Manage and execute transactional items to recover costs from internal programs and divisions as well as outside agencies, developers and other area municipalities related to current and capital programs
- ◆ Liaison with the Finance Department and other senior levels of government regarding matters of Budget Management and policy related to funding and expenditures
- ◆ Ensure Works staff meet deadlines set by Regional Council and the Finance Department
- ◆ Provide clerical and administrative support related to committee reports and official correspondence
- ◆ Provide mail and reception services for the Works Department at Regional Headquarters
- ◆ Maintain proper inventory of office materials and supplies for staff use

Water Pollution Control Plants Administration

- ◆ Assist in the preparation of the Plant Operations budget
- ◆ Monitor and approve expenditures in accordance with approved budgets, policies and guidelines
- ◆ Manage divisional administrative needs in accordance with agreements, policies, guidelines and legislative requirements
- ◆ Develop policies, methods and guidelines for the efficient and effective operation of the Region's Water Pollution Control Plant facilities
- ◆ Liaise with government, public and private agencies



2017 Program Detail

Works - Sanitary Sewerage System

Description of Program Activities (continued):

Real Estate

- ◆ Negotiate property agreements for the acquisition of lands and property rights necessary for implementation of Regional programs including the construction of road, sanitary sewerage and water supply projects
- ◆ Co-ordinate the expropriation process where necessary
- ◆ Locate and negotiate lease agreements for facilities required by various Regional Departments and co-ordinate leasehold improvements to the facilities in conjunction with the client and with our Facilities Management Division
- ◆ Manage the rental of Region owned properties, including the collection of rent and the disposal of properties no longer required by the Region
- ◆ Compile and maintain records on all Region owned property including limited interest such as sewer and water easements, leases, licenses, permission to enter, pipe crossings and encroachments
- ◆ Co-ordinate, plan and schedule the re-registration of easements as directed by Provincial legislation
- ◆ Provide title information and cost estimates related to land and leasing, to other Divisions and Departments, as required

Technical Support

- ◆ A technical working group directing and supporting the following programs:
 - ◆ *Sewer-Use By-Law Enforcement:*
Enforcement of the Sewer-Use By-law 55-2013, as amended, to protect the infrastructure and the treatment facilities, to maintain compliance with regulatory requirements through monitoring, investigation, compliance programs and surcharge agreements and to maintain public/staff safety
 - ◆ *Water/Wastewater Treatment Operations:*
Provide technical support in areas of treatment operations and design, monitoring and reporting for compliance requirements, response and investigation to consumer concerns and enquiries, training of staff, response to adverse water quality issues and related regulatory notifications
 - ◆ *Maintenance Operations (including Landfill Monitoring):*
Provide technical support in areas of maintenance operations, including contract administration of maintenance and rehabilitation programs for watermains, sanitary/storm sewers, maintaining CCTV program, budget preparation, review of new infrastructure to meet Regional standards and regulatory requirements
 - ◆ *Water and Energy Efficiency Programs:*
The Water Efficiency program will continue to focus on the quantification of the Water and Energy Efficient Community project in Ajax, and continue the rain gauge distribution project

The Energy Management program will assist plant operation in energy control, and demand reduction projects, conduct energy audits for major energy using Regional Facilities through power monitoring and energy use reduction projects
 - ◆ *Data System Management (GIS Group):*
The Data System Management (DSM) program maintains the linear infrastructure data of the existing Water Supply, Sanitary Sewerage and Storm Sewer System using leading edge Geographical Information System (GIS) technology and provides services to inside and outside users for all cartographic or inventory needs. DSM develops and maintains applications for convenient data access to infrastructure data



2017 Program Detail

Works - Sanitary Sewerage System

Description of Program Resources:

- ◆ 2017 Full Time Employees 64.744
- ◆ 2016 Full Time Employees 63.297

One (1) Appraiser/Negotiator representing 0.220 FTE in the Real Estate Division.

One (1) Project Engineer representing 0.470 FTE in the Engineering Planning & Studies Division.

One (1) Inspector 3 representing 0.257 FTE in the Construction Division.

One (1) Assistant Plant Operations Manager representing 0.500 FTE in the Plant Operations Division, converted from a Training Officer at Ajax WSP

Performance Measurements:

- ◆ Resources to provide staff for administration/engineering support. Also includes general office expenditures such as telephone costs and office supplies
- ◆ Resource Management through budgeting and forecasting future needs
- ◆ Quality control through Construction Inspection and Contract Administration
- ◆ Coordination of all related activities including safety, real estate and data management
- ◆ Maintenance and replacement of Information Technology assets
- ◆ Management of software licenses and upgrades

**PROGRAM 7
ENGINEERING AND STAFF SUPPORT**



2017 Program Detail

**Works - Sanitary Sewerage
System**

Detailed Cost of Program:	2016		2017		
(\$,000's)	Estimated Actuals	Approved Budget	Base Budget	Program Change	Proposed Budget
Operating Expenses					
Personnel Expenses	6,598	7,077	7,455	1	7,456
Payroll Maintenance Management - Charge	-	1	-	-	-
Payroll Maintenance Management - Recovery	(2,593)	(2,801)	(2,875)	(64)	(2,939)
Net Personnel Expenses	4,005	4,277	4,580	(63)	4,517
Personnel Related	242	259	259	(19)	240
Communications	82	129	128	(35)	93
Supplies	66	102	102	(22)	80
Computer Maintenance & Operations	90	152	152	(6)	146
Materials & Services	421	243	243	1	244
Equipment Maintenance & Repairs	180	355	355	(150)	205
Vehicle Operations	5	48	48	(19)	29
Professional Services	251	411	411	(123)	288
Bad Debt Expenses	2	2	2	-	2
Financial Expenses	46	44	45	-	45
Contribution to Reserve & Reserve Funds	8	8	8	-	8
Operating Expenses Subtotal	5,398	6,030	6,333	(436)	5,897
Inter-Departmental Transfers & Recoveries					
Corporate Communications Charge	113	113	113	-	113
Corporate IT Charge	128	128	128	25	153
Corporate HR Charge	75	75	75	-	75
Works-Regional Environmental Lab Charge	120	190	190	(10)	180
Recovery - Works-General Tax	(15)	(15)	(15)	-	(15)
Recovery - Regional Environmental Lab	(131)	(57)	(57)	-	(57)
Recovery - Works-Biosolids Services	(264)	(283)	(348)	70	(278)
Inter-Departmental Transfers & Recoveries Subtotal	26	151	86	85	171
Gross Operating Expenses	5,424	6,181	6,419	(351)	6,068

**PROGRAM 7
ENGINEERING AND STAFF SUPPORT**



2017 Program Detail

**Works - Sanitary Sewerage
System**

Detailed Cost of Program:	2016		2017		
(\$,000's)	Estimated Actuals	Approved Budget	Base Budget	Program Change	Proposed Budget
Tangible Capital Assets					
New	90	90	-	558	558
Replacement	69	69	100	-	100
Total Tangible Capital Assets	159	159	100	558	658
Total Expenses	5,583	6,340	6,519	207	6,726
Revenues					
Fees & Service Charges	(215)	(208)	(207)	(2)	(209)
Sale of Publications	(8)	(8)	(8)	(3)	(11)
Sundry Revenue	(241)	(169)	(169)	(64)	(233)
Total Revenues	(464)	(385)	(384)	(69)	(453)
Net Program Expenses	5,119	5,955	6,135	138	6,273

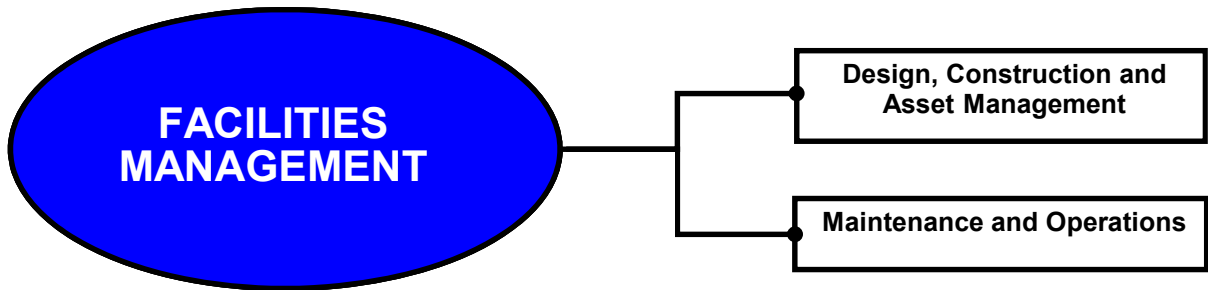
* Tangible Capital Assets are stated separately on the Program Summary

Net Program Expenses Per Above	6,273
Less: Tangible Capital Assets	(658)
Net Operating Program Expenses Per Program Summary	<u>5,615</u>



2017 Program Detail

**Works - Sanitary Sewerage
System**



Purpose:

- ◆ Provide overall lifecycle management for Regional facilities including:
 - ◆ Detailed design and construction of new facilities and leasehold improvements
 - ◆ Lifecycle maintenance planning and replacement strategies
 - ◆ Ongoing and preventative maintenance and overall operation of Regional facilities, properties and grounds through Regional and contracted forces
 - ◆ Centralized security services

Description of Program Activities:

The Region has 216 facilities with an estimated total area of 488,053 square metres (5.3 million square feet), which generate a significant number of repair and maintenance requests over the course of a year. Major Regional facilities with complex heating, ventilation and air conditioning systems and a large number of occupants create a unique and challenging environment for facility related work.

Facility Design, Construction and Asset Management Services

- ◆ The Design, Construction and Asset Management unit provides Project management services for all Facility capital construction and maintenance projects undertaken by the Region, including those delivered for Social Housing, Homes for the Aged and Durham Regional Police Service. The Design, Construction and Asset Management unit is responsible for managing all facets of facility construction projects from their inception through to completion
- ◆ Office design and staff relocation are constant demands on any organization. Design, Construction and Asset Management unit provides expertise to plan, supervise and implement these changes in a timely and professional manner with minimal effect on staff and the delivery of their programs
- ◆ As facilities age, a greater amount of time and resources is required to maintain them in an acceptable, reliable operating condition, and retain the inherent asset value. The Design, Construction and Asset Management unit is responsible for the Region wide condition and inspection program, which identifies and prioritizes the work required on Regional facilities, providing a life cycle management approach to prioritize state of good repair investments
- ◆ Services provided: Functional Review/Scope of Work determination; Budget estimates; Consultant selection; Council approvals as required; Design review oversight and management; Quotation and Tenders; Construction management; Move/relocation management; Commissioning of facility; Warranty management; Project closeout; Post occupancy review; Leasehold renovations or office design and relocation services; Computer Assisted Drafting and Design (CAD) services; Long and short term accommodation studies; Maintain databases; Accommodation planning; Implementation of interior renovation; Furniture management



2017 Program Detail

Works - Sanitary Sewerage System

Description of Program Activities (continued):

Facility Maintenance and Operations

- ◆ Water Supply and Water Pollution Control Plants and Pumping Stations, Traffic, Maintenance and Transit Depots, Solid Waste/Recycling locations, Childcare Centres and leased facilities require support, each with special facility maintenance and property needs based on the clientele and use
- ◆ All Regional facilities require service contracts to complement the daily operation of the facility so client programs may be delivered effectively, such as boiler/heating/air systems, elevators, backflow prevention, fire and life safety, ground maintenance and custodial/environmental services
- ◆ Services provided: Planned preventative maintenance; Contract administration; Occupant support; 24/7 Emergency response; Custodial services

Security Services

- ◆ In addition to the Region's 216 facilities, the Facilities Management division also looks after the security of the Regional Administration Headquarters building, including access control, security patrol and guard services, and CCTV installation, operation and maintenance
- ◆ Services provided: Security access control; Parking management; Response to Emergency Alarm System; Key control administration; Photo I.D. cards; 24/7 response to Security Systems Alarms

Description of Program Resources:

- ◆ 2017 Full Time Employees 23.062
 - ◆ 2016 Full Time Employees 22.290
- Two (2) Technical Assistants (0.772 FTEs)

Performance Measurements:

- ◆ Compliance with all building code standards
- ◆ Monitoring of costs
- ◆ Investigation and resolution of all requests/complaints

**PROGRAM 8
FACILITIES MANAGEMENT**



2017 Program Detail

**Works - Sanitary Sewerage
System**

Detailed Cost of Program: (\$,000's)	2016		2017		
	Estimated Actuals	Approved Budget	Base Budget	Program Change	Proposed Budget
Operating Expenses					
Personnel Expenses	2,200	2,379	2,463	5	2,468
Payroll Maintenance Management - Recovery	(670)	(891)	(891)	-	(891)
Net Payroll Expenses	1,530	1,488	1,572	5	1,577
Personnel Related	51	76	77	4	81
Communications	22	37	38	(7)	31
Supplies	66	46	46	1	47
Utilities	56	66	71	5	76
Computer Maintenance & Operations	11	24	24	(5)	19
Materials & Services	59	101	101	(27)	74
Buildings & Grounds Operations	1,280	1,238	1,238	92	1,330
Equipment Maintenance & Repairs	52	91	91	4	95
Vehicle Operations	58	58	58	-	58
Professional Services	30	38	8	3	11
Contracted Services	98	112	115	13	128
Financial Expenses	833	834	850	8	858
Property Taxes	1,518	1,560	1,555	43	1,598
Major Repairs & Renovations	45	44	52	-	52
Operating Expenses Subtotal	5,709	5,813	5,896	139	6,035
Inter-Departmental Transfers & Recoveries					
Works - General Tax Charge	21	23	23	-	23
Works - Facilities Management Charge	467	498	498	-	498
Inter-Departmental Transfers & Recoveries Subtotal	488	521	521	-	521
Gross Operating Expenses	6,197	6,334	6,417	139	6,556
Tangible Capital Assets					
New	91	91	-	25	25
Replacement	63	63	40	394	434
Total Tangible Capital Assets	154	154	40	419	459
Total Expenses	6,351	6,488	6,457	558	7,015

**PROGRAM 8
FACILITIES MANAGEMENT**



2017 Program Detail

**Works - Sanitary Sewerage
System**

Detailed Cost of Program:	2016		2017		
(\$,000's)	Estimated Actuals	Approved Budget	Base Budget	Program Change	Proposed Budget
Revenues					
Rents	(4)	-	-	(5)	(5)
Sundry Revenue	(1)	-	-	-	-
Total Revenues	(5)	-	-	(5)	(5)
Net Program Expenses	6,346	6,488	6,457	553	7,010

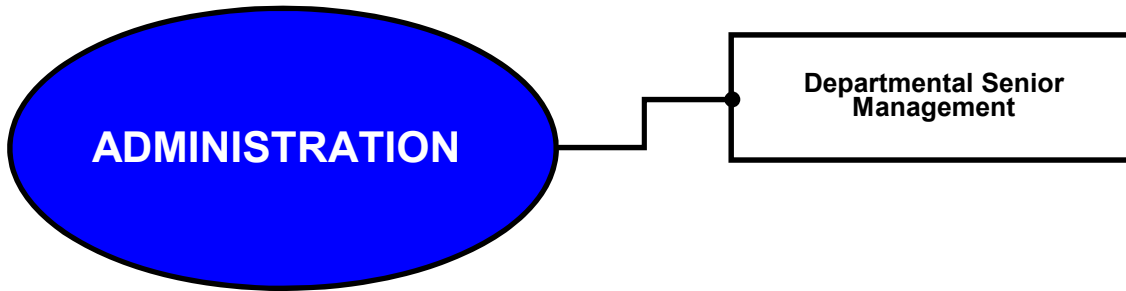
* Tangible Capital Assets are stated separately on the Program Summary

Net Program Expenses Per Above	7,010
Less: Tangible Capital Assets	(459)
Net Operating Program Expenses Per Program Summary	<u>6,551</u>



2017 Program Detail

**Works - Sanitary Sewerage
System**



Purpose:

- ◆ Provide overall direction and strategic planning for the Works Department with respect to Planning, Design, Construction, Operation and Maintenance of the Region's Sanitary Sewerage System
- ◆ To ensure that all legislated requirements are adhered to and all operations remain in compliance with regulatory bodies

Description of Program Activities:

- ◆ Advise the Committee of the Whole, Senior Management and Regional Council on all Works Department related matters
- ◆ Manage the operations of the Works Department through its divisions: Construction, Development Approvals, Engineering Planning and Studies, Environmental Services Design, Facilities Management, Financial Services, Maintenance Operations, Plants Operations, Transportation Design, Transportation Infrastructure, Traffic Engineering and Operations, Real Estate and Waste Management
- ◆ Represent the Region's interests with other groups, including Provincial Ministries, other Regions and interest groups
- ◆ Provide administrative support to the general operations and special activities of the Works Department
- ◆ Coordination of Committee of the Whole reports for presentation to Regional Council related to the Sanitary Sewerage System

Description of Program Resources:

- ◆ 2017 Full Time Employees 1.600
- ◆ 2016 Full Time Employees 1.600

**PROGRAM 9
ADMINISTRATION**



2017 Program Detail

**Works - Sanitary Sewerage
System**

Detailed Cost of Program: (\$,000's)	2016		2017		
	Estimated Actuals	Approved Budget	Base Budget	Program Change	Proposed Budget
Operating Expenses					
Personnel Expenses	246	277	290	-	290
Personnel Related	7	11	11	-	11
Net Program Expenses	253	288	301	-	301

**PROGRAM 10
TANGIBLE CAPITAL ASSETS PROGRAM SUMMARY**



2017 Business Plan

**Works - Sanitary Sewerage
System**

By Program	2016		2017		
(\$,000's)	Estimated Actuals	Approved Budget	Base Budget	Program Change	Proposed Budget
Tangible Capital Assets:					
1S Duffin Creek WPCP - New	95	95	-	109	109
2S - Replacement	941	941	1,046	395	1,441
3S Environmental Lab - New	-	-	-	40	40
4S - Replacement	420	420	315	-	315
5S Facilities Management - New	91	91	-	25	25
6S - Replacement	63	63	40	394	434
7S Fleet/Equipment - New	144	144	-	1,022	1,022
8S - Replacement	357	357	304	-	304
9S Construction of Municipal Services	21,154	21,154	21,154	(1,711)	19,443
Tangible Capital Assets Subtotal	23,265	23,265	22,859	274	23,133
Tangible Capital Assets Revenue & Recoveries:					
10S Duffin Creek WPCP TCA Revenue from York	(809)	(809)	(851)	(395)	(1,246)
11S Environmental Lab-TCA Revenue from York	(210)	(210)	(58)	(20)	(78)
12S Environmental Lab-Recovery Reserve/Reserve Fund	-	-	(200)	-	(200)
Tangible Capital Assets Revenue & Recoveries Subtotal	(1,019)	(1,019)	(1,109)	(415)	(1,524)
Net Tangible Capital Assets Program Expenses	22,246	22,246	21,750	(141)	21,609
Summary of Increase (Decrease)			(\$496)	-2.23%	(\$637)
					-2.86%

TANGIBLE CAPITAL ASSETS - NEW



2017 Program Detail

Works - Sanitary Sewerage Systems

Program Detail Page	Location	Item Description	Item #	New or Replace	Qty	Unit Cost	Gross Total Cost	Sewer Total	Other Financing	Net Sewer
03. Depot Operations	Ajax Depot	1/2 Ton Extended Cab Pickup 4x4	204	N	1	\$ 47,000	\$47,000	\$15,667	\$0	\$15,667
		Utility Trailer	210	N	1	\$ 16,000	\$16,000	\$8,000	\$0	\$8,000
	All Depots	Data Tablets with vehicle mount and software	225	N	3	\$ 3,500	\$10,500	\$3,500	\$0	\$3,500
	Orono Depot	Cargo Van-Stand Up Style Walkthrough Van	246	N	1	\$ 110,000	\$110,000	\$55,000	\$0	\$55,000
	Sunderland Depot	Network Upgrade	332	N	1	\$ 60,000	\$60,000	\$20,000	\$0	\$20,000
04. WPCPs and Pumping Stations	Courtice WPCP	Phosphorus Analyzer	51	N	1	\$ 80,000	\$80,000	\$80,000	\$0	\$80,000
	WPCP Pumping Station - Michael SPS	Engineered Lifting for Pumps	175	N	1	\$ 250,000	\$250,000	\$250,000	\$0	\$250,000
		Enclosed Emergency Response Pumping Trailer	176	N	1	\$ 32,000	\$32,000	\$32,000	\$0	\$32,000
05.b. Duffin Creek WPCP-Plant	Duffin Creek WPCP	Gator	71	N	1	\$ 15,000	\$15,000	\$15,000	(\$11,631)	\$3,369
		Laptop	68	N	2	\$ 2,032	\$4,064	\$4,064	(\$3,319)	\$745
		Spare Chain for Secondary Clarifiers	355	N	1	\$ 70,000	\$70,000	\$70,000	(\$57,176)	\$12,824
		Tablet Computers	69	N	8	\$ 2,500	\$20,000	\$20,000	(\$16,336)	\$3,664
06. Environmental Lab	Environmental Lab	Incubators	351	N	1	\$ 40,000	\$40,000	\$40,000	(\$20,000)	\$20,000
07. Engineering & Staff Support	Water Pollution Control Plants	Arc Flash / Lock Out Tag Out Improvements	159	N	1	\$ 200,000	\$200,000	\$200,000	\$0	\$200,000
		Data Management & Reporting Software	161	N	1	\$ 180,000	\$180,000	\$180,000	\$0	\$180,000
		Trailer Mounted Load Bank	162	N	1	\$ 178,000	\$178,000	\$178,000	\$0	\$178,000
08. Facilities Management	Sunderland Depot	Install power gate	334	N	1	\$ 75,000	\$75,000	\$25,000	\$0	\$25,000
Grand Total							\$1,387,564	\$1,196,231	(\$108,462)	\$1,087,768

Tangible Capital Asset Program Summary

1S Duffin Creek WPCP - New	109,064
3S Environmental Lab - New	40,000
5S Facilities Management - New	25,000
7S Fleet/Equipment - New	1,022,167
	<u>1,196,231</u>



2017 Program Detail

TANGIBLE CAPITAL ASSETS - REPLACEMENT

Works - Sanitary Sewerage Systems

Program Detail Page	Location	Item Description	Item #	New or Replace	Qty	Unit Cost	Gross Total Cost	Sewer Total	Other Financing	Net Sewer
04. WPCPs and Pumping Stations	Corbett Creek WPCP	Grit Classifier Pump	43	R	1	\$ 15,000	\$15,000	\$15,000	\$0	\$15,000
	Courtice WPCP	Headworks Grit Pump Replacement	55	R	1	\$ 23,000	\$23,000	\$23,000	\$0	\$23,000
		Lifting Jibb	54	R	1	\$ 12,000	\$12,000	\$12,000	\$0	\$12,000
		Strainers	53	R	2	\$ 11,000	\$22,000	\$22,000	\$0	\$22,000
	Harmony Creek WPCP	Final Sampler Hut	93	R	1	\$ 12,000	\$12,000	\$12,000	\$0	\$12,000
	Newcastle WPCP	Clarifier Gearbox Replacement	104	R	1	\$ 42,000	\$42,000	\$42,000	\$0	\$42,000
	WPCP Pumping Station	INTRAC Radio Upgrades	169	R	11	\$ 3,000	\$33,000	\$33,000	\$0	\$33,000
	WPCP Pumping Station - Cedar Beach SPS	Pump Replacement	173	R	1	\$ 15,000	\$15,000	\$15,000	\$0	\$15,000
WPCP Pumping Station - Jodrel SPS	Transfer Switch & Electrical Replacements	174	R	1	\$ 30,000	\$30,000	\$30,000	\$0	\$30,000	
05.b. Duffin Creek WPCP-Plant	Duffin Creek WPCP	Aeration Anoxic Mixer Stage 3	74	R	1	\$ 30,000	\$30,000	\$30,000	(\$24,504)	\$5,496
		Corporate Network Upgrade	63	N	1	\$ 210,000	\$210,000	\$210,000	(\$162,834)	\$47,166
		CSE Xtirpa Davit Arm Adapters	72	R	10	\$ 2,000	\$20,000	\$20,000	(\$16,336)	\$3,664
		Grit Screw Conveyor Replacement Liner Stage 3	75	R	1	\$ 45,000	\$45,000	\$45,000	(\$36,756)	\$8,244
		iFix Upgrade	78	R	1	\$ 80,000	\$80,000	\$80,000	(\$62,032)	\$17,968
		Platforms	61	R	1	\$ 200,000	\$200,000	\$200,000	(\$146,800)	\$53,200
		Pump Replacement	354	R	1	\$ 175,000	\$175,000	\$175,000	(\$175,000)	\$0
		Radial Arm Drill Press	73	R	1	\$ 20,000	\$20,000	\$20,000	(\$16,336)	\$3,664
		Secondary Chain and Flight Chain Spares	62	R	1	\$ 150,000	\$150,000	\$150,000	(\$122,520)	\$27,480
		Server/Computer/SCADA Devices	76	R	1	\$ 30,000	\$30,000	\$30,000	(\$23,262)	\$6,738
		Uninterrupted Power Supply (UPS) Replacement	70	R	1	\$ 30,000	\$30,000	\$30,000	(\$24,504)	\$5,496
		Uninterrupted Power Supply (UPS) Replacement - Server Room	77	R	1	\$ 71,000	\$71,000	\$71,000	(\$55,053)	\$15,947
Valves and Actuators for Sludge Mixing Tanks	65	R	1	\$ 75,000	\$75,000	\$75,000	(\$55,050)	\$19,950		
05.e. Duffin Creek WPCP-Facility	Duffin Creek WPCP	Gate & Perimeter Fencing Replacement	59	N	1	\$ 185,000	\$185,000	\$185,000	(\$143,449)	\$41,551
		Replace two (2) Air Conditioning Units in Data Centre	58	R	1	\$ 120,000	\$120,000	\$120,000	(\$93,048)	\$26,952
06. Environmental Lab	Environmental Lab	Biological Oxygen Demand Analyzer	83	R	1	\$ 60,000	\$60,000	\$60,000	(\$60,000)	\$0
		Computer Peripherals	82	R	1	\$ 10,000	\$10,000	\$10,000	(\$5,000)	\$5,000
		Dishwasher	84	R	1	\$ 75,000	\$75,000	\$75,000	(\$75,000)	\$0
		Mercury Analyzer (CVF/AA)	85	R	1	\$ 65,000	\$65,000	\$65,000	(\$65,000)	\$0
		Vacuum Pump Replacement	81	R	1	\$ 105,000	\$105,000	\$105,000	(\$52,500)	\$52,500
07. Engineering & Staff Support	Financial Services	Desktop Computer & Monitor Refresh	12	R	45	\$ 1,007	\$45,315	\$19,468	\$0	\$19,468
		Laptop Computer & Monitor Refresh	15	R	24	\$ 1,756	\$42,144	\$14,633	\$0	\$14,633
		Power Laptop & Monitor Refresh	14	R	31	\$ 2,810	\$87,110	\$19,670	\$0	\$19,670
		Power Workstation & Monitor Refresh	13	R	27	\$ 2,103	\$56,781	\$5,258	\$0	\$5,258
		Tablet Computer Refresh	16	R	51	\$ 3,382	\$172,482	\$40,588	\$0	\$40,588
08. Facilities Management	Ajax Depot	Replace Ford Smith 36,000 lb. FS-10 Inground hoist	208	N	1	\$ 350,000	\$350,000	\$116,667	\$0	\$116,667

TANGIBLE CAPITAL ASSETS - REPLACEMENT



2017 Program Detail

Works - Sanitary Sewerage Systems

Program Detail Page	Location	Item Description	Item #	New or Replace	Qty	Unit Cost	Gross Total Cost	Sewer Total	Other Financing	Net Sewer	
08. Facilities Management	Ajax Depot	Voice Over Internet Protocol (VoIP) Phone System	223	N	1	\$ 140,000	\$140,000	\$46,667	\$0	\$46,667	
	Corbett Creek WPCP	Repair Wall & Floor cracks in Administration Building-Design	33	R	1	\$ 40,000	\$40,000	\$40,000	\$0	\$40,000	
	Orono Depot	Widen entrance to west salt dome	248	N	1	\$ 130,000	\$130,000	\$43,333	\$0	\$43,333	
	Oshawa/Whitby Depot		Replace Ford Smith 15,000 lb. Hoist	302	N	1	\$ 108,000	\$108,000	\$36,000	\$0	\$36,000
			Replace RVL 40,000 lb. Hoist	293	N	1	\$ 103,333	\$103,333	\$51,667	\$0	\$51,667
	Sewage Pumping Stations - Central	Access Ladders and Fall Protection Anchor Points	147	N	1	\$ 100,000	\$100,000	\$100,000	\$0	\$100,000	
Grand Total							\$3,335,165	\$2,493,951	(\$1,414,984)	\$1,078,966	

Tangible Capital Asset Program Summary

2S Duffin Creek WPCP - Replacement	1,441,000
4S Environmental Lab - Replacement	315,000
6S Facilities Management - Replacement	434,334
8S Fleet/Equipment - Replacement	303,616
	<u>2,493,950</u>

**PROGRAM 9S
TCA - CONSTRUCTION**



2017 Program Detail

Works - Sanitary Sewerage System

Detailed Cost of Program: (\$,000's)	2016		2017		
	Estimated Actuals	Approved Budget	Base Budget	Program Change	Proposed Budget
Tangible Capital Assets					
Capital Fund Contribution	21,154	21,154	21,154	(1,711)	19,443
Total Tangible Capital Assets	21,154	21,154	21,154	(1,711)	19,443

2017 Construction Program - Sanitary Sewerage

Project Description	DC Item No.	EA Land Design Const.	Gross Cost A	Grant/ Subsidy/ Other B	Cost Expenditure Attribution (\$ 000's)							
					User Revenue		Commercial Development Charges E	Residential Development Charges F	New Institutional Charges G	New Industrial Charges H	Asset Management Reserve Fund I	
					Benefit to Existing C	Total User Revenue D						
A LINEAR INFRASTRUCTURE												
Regional Road Program												
* 2 R.R. 16 (Ritson Rd.) from Maine St. to Given Rd., Oshawa		D,C	200.000	0.000	200.000	200.000	0.000	0.000	0.000	0.000	0.000	0.000
* 4 R.R. 25 (Consumers Dr.) ext from E of Thickson to Thornton, W/O		D,C	1,240.000	930.000	310.000	310.000	0.000	0.000	0.000	0.000	0.000	0.000
* 7 R.R. 52 (Thornton Rd.) Champlain Ave. to Consumers Dr., Oshawa		D,C	410.000	307.500	102.500	102.500	0.000	0.000	0.000	0.000	0.000	0.000
9 R.R.57 (Martin Rd.) from Baseline Rd. to Nash Rd., Bowmanville		D	400.000	0.000	400.000	400.000	0.000	0.000	0.000	0.000	0.000	0.000
12 Hwy 12 (Brock St.) from Manning Rd. to Rossland Rd., Whitby		D	30.000	0.000	30.000	30.000	0.000	0.000	0.000	0.000	0.000	0.000
Sub-total			2,280.000	1,237.500	1,042.500	1,042.500	0.000	0.000	0.000	0.000	0.000	0.000
Area Municipality Road Programs												
14A City of Pickering Road Program		D,C	0.000	0.000	0.000	0.000	0.000	0.000	0.000	0.000	0.000	0.000
14B Town of Ajax Road Program		D,C	60.000	0.000	60.000	60.000	0.000	0.000	0.000	0.000	0.000	0.000
14C Town of Whitby Road Program		D,C	1,450.000	1,050.000	400.000	400.000	0.000	0.000	0.000	0.000	0.000	0.000
14D City of Oshawa Road Program		D,C	300.000	0.000	300.000	300.000	0.000	0.000	0.000	0.000	0.000	0.000
14E Municipality of Clarington Road Program		D,C	70.000	0.000	70.000	70.000	0.000	0.000	0.000	0.000	0.000	0.000
14F Township of Scugog Road Program		D,C	0.000	0.000	0.000	0.000	0.000	0.000	0.000	0.000	0.000	0.000
14G Township of Uxbridge Road Program		D,C	0.000	0.000	0.000	0.000	0.000	0.000	0.000	0.000	0.000	0.000
14H Township of Brock Road Program		D,C	0.000	0.000	0.000	0.000	0.000	0.000	0.000	0.000	0.000	0.000
14i Allowance for unknown requirements in conjunction with area municipality road programs		D,C	241.420	0.000	241.420	241.420	0.000	0.000	0.000	0.000	0.000	0.000
Sub-total			2,121.420	1,050.000	1,071.420	1,071.420	0.000	0.000	0.000	0.000	0.000	0.000
MTO & GO Transit projects												
Sub-total			0.000	0.000	0.000	0.000	0.000	0.000	0.000	0.000	0.000	0.000
Betterments/Replacements												
16 Works deficiencies independent of road programs in various locations		D,C	622.600	0.000	622.600	622.600	0.000	0.000	0.000	0.000	0.000	0.000
17 YDSS – Rehabilitation of the trunk sanitary sewer		D	700.000	560.000	140.000	140.000	0.000	0.000	0.000	0.000	0.000	0.000
24 Replacement of sewer on Simcoe St from Lloyd St to John St, O		D,C	300.000	0.000	0.000	0.000	0.000	0.000	0.000	0.000	0.000	300.000
27 Replacement of sewer on Park Rd from Fenelon to Gaspé, Oshawa		C	1,500.000	0.000	0.000	0.000	0.000	0.000	0.000	0.000	0.000	1,500.000
30 Replacement of sewer on Oxford St from Stone St to Dwight Ave, O		D,C	220.000	0.000	0.000	0.000	0.000	0.000	0.000	0.000	0.000	220.000
33 Replacement of sewer on King St Lambert St to St George, B		D,C	160.000	0.000	0.000	0.000	0.000	0.000	0.000	0.000	0.000	160.000
Sub-total			3,502.600	560.000	762.600	762.600	0.000	0.000	0.000	0.000	0.000	2,180.000
System Expansion												
* 36 Central Duffin Collector Trunk Sanitary Sewer, Pickering		D	200.000	166.600	33.400	33.400	0.000	0.000	0.000	0.000	0.000	0.000
* 37 Central Duffin Collector Trunk Sanitary Sewer, Pickering		D	1,000.000	656.000	344.000	344.000	0.000	0.000	0.000	0.000	0.000	0.000
* 55 Courtice Trunk Sanitary Sewer Phase 7, Oshawa	211	D,C	5,000.000	0.000	0.000	0.000	290.000	3,715.000	40.000	955.000	0.000	0.000
* 64 Foster Creek Trunk Sanitary sewer, Newcastle	315	D,C	1,150.000	0.000	0.000	0.000	66.700	854.450	9.200	219.650	0.000	0.000
* 66 Wilmot Trunk Sewer Toronto St. to N. of Hwy 401, Newcastle	316	D,C	9,600.000	0.000	0.000	0.000	556.800	7,132.800	76.800	1,833.600	0.000	0.000

2017 Construction Program - Sanitary Sewerage

Project Description	DC Item No.	EA Land Design Const.	Gross Cost A	Grant/ Subsidy/ Other B	Cost Expenditure Attribution (\$ 000's)						
					User Revenue		Commercial Development Charges E	Residential Development Charges F	New Institutional Charges G	New Industrial Charges H	Asset Management Reserve Fund I
					Benefit to Existing C	Total User Revenue D					
* 69 Twinning of forcemain from Water St. PS to Carlan / Reach St., Scugog	401	D,C	4,100.000	3,075.000	871.250	871.250	8.928	114.236	1.230	29.356	0.000
Sub-total			21,050.000	3,897.600	1,248.650	1,248.650	922.428	11,816.486	127.230	3,037.606	0.000
B BUILDINGS											
* 71 Regional Environmental Laboratory Upgrades, Pickering	706	D	200.000	100.000	0.000	0.000	5.800	74.300	0.800	19.100	0.000
* 72 Seaton - Sanitary Sewage Pumping Station 4 and forcemains		D	500.000	400.000	100.000	100.000	0.000	0.000	0.000	0.000	0.000
* 73 Carruthers SSPS - pump and standby power, Ajax	103	C	1,644.500	0.000	0.000	0.000	95.381	1,221.863	13.156	314.100	0.000
* 79 Harmony Creek WPCP - Upgrades and P2 requirements, Oshawa		C	15,500.000	11,625.000	3,875.000	3,875.000	0.000	0.000	0.000	0.000	0.000
* 83 Simcoe St. SSPS - replacment of building and FM, Oshawa		D,C	288.000	0.000	288.000	288.000	0.000	0.000	0.000	0.000	0.000
Sub-total			18,132.500	12,125.000	4,263.000	4,263.000	101.181	1,296.163	13.956	333.200	0.000
C MACHINERY AND EQUIPMENT											
* 99 Duffin Creek WPCP - replacement of Reactor 1 & 2, Pickering		D	14,000.000	10,332.000	3,668.000	3,668.000	0.000	0.000	0.000	0.000	0.000
* 102 Duffin Creek WPCP - Asset Management Plan		D	600.000	480.000	0.000	0.000	0.000	0.000	0.000	0.000	120.000
* 103 Liverpool Rd. SSPS - Stand by Power Replacement		C	2,600.000	0.000	2,600.000	2,600.000	0.000	0.000	0.000	0.000	0.000
* 104 Liverpool Rd. SSPS - Variable Frequency Drive Replacement		D,C	340.000	0.000	340.000	340.000	0.000	0.000	0.000	0.000	0.000
* 105 Bayly St SSPS - Bar Screen Replacement & MCC review		D	350.000	0.000	350.000	350.000	0.000	0.000	0.000	0.000	0.000
108 Corbett Creek WPCP - replacement of clarifier mechanisms		D,C	320.000	0.000	0.000	0.000	0.000	0.000	0.000	0.000	320.000
* 109 Resource Recovery Plan for the Courtice WPCP - Phase 2		D	300.000	225.000	75.000	75.000	0.000	0.000	0.000	0.000	0.000
113 Lake Simcoe WPCP - Diffused Air System Replacement		D,C	620.000	0.000	0.000	0.000	0.000	0.000	0.000	0.000	620.000
114 Harbour St. SSPS - MCC		C	340.000	0.000	0.000	0.000	0.000	0.000	0.000	0.000	340.000
115 Fuel tank compliance		C	2,500.000	0.000	2,500.000	2,500.000	0.000	0.000	0.000	0.000	0.000
Sub-total			21,970.000	11,037.000	9,533.000	9,533.000	0.000	0.000	0.000	0.000	1,400.000
D IT INFRASTRUCTURE											
Sub-total			0.000	0.000	0.000	0.000	0.000	0.000	0.000	0.000	0.000
E ALLOWANCES AND OTHER PROVISIONS											
118 Inflow/infiltration studies in various locations		D,C	400.000	0.000	400.000	400.000	0.000	0.000	0.000	0.000	0.000
121 Asset Condition Assessment/Investigation TSS Systems		D	198.000	0.000	0.000	0.000	0.000	0.000	0.000	0.000	198.000
123 Allowance for acquisition of easements		L	150.000	0.000	150.000	150.000	0.000	0.000	0.000	0.000	0.000
124 Allowance for engineering studies		D	150.000	0.000	150.000	150.000	0.000	0.000	0.000	0.000	0.000
126 Preliminary Engineering		D	100.000	0.000	100.000	100.000	0.000	0.000	0.000	0.000	0.000
127 Allowance for sundry extensions as per council policy		D,C	15.000	0.000	15.000	15.000	0.000	0.000	0.000	0.000	0.000
128 Allowance for unknown requirements		D,C	100.000	0.000	100.000	100.000	0.000	0.000	0.000	0.000	0.000
129 Allowance for Regional share for works in conjunction with residential subdivision development	707	D,C	1,460.000	0.000	0.000	0.000	84.680	1,084.780	11.680	278.860	0.000
130 Allowance for Regional share for works in conjunction with non-residential development	705	D,C	400.000	0.000	0.000	0.000	23.200	297.200	3.200	76.400	0.000
Sub-total			2,973.000	0.000	915.000	915.000	107.880	1,381.980	14.880	355.260	198.000
Total Cost Attribution			72,029.520	29,907.100	18,836.170	18,836.170	1,131.489	14,494.629	156.066	3,726.066	3,778.000

2017 Construction Program - Sanitary Sewerage

Project Description	DC Item No.	EA Land Design Const.	Gross Cost A	Grant/ Subsidy/ Other B	Cost Expenditure Attribution (\$ 000's)							
					User Revenue		Commercial Development Charges E	Residential Development Charges F	New Institutional Charges G	New Industrial Charges H	Asset Management Reserve Fund I	
					Benefit to Existing C	Total User Revenue D						
DC Revenue Shortfall to be financed from User Revenue												
New Institutional Charges and New Industrial Charges						3,882.132	0.000	0.000	-156.066	-3,726.066	0.000	
Commercial Development Charges:												
Foster Creek Trunk Sanitary sewer, Newcastle (Item No. 64)						43.200	-43.200	0.000	0.000	0.000	0.000	0.000
Willmot Trunk Sewer Toronto St. to N. of Hwy 401, Newcastle (Item No. 66)						556.800	-556.800	0.000	0.000	0.000	0.000	0.000
						23,318.302	531.489	14,494.629	0.000	0.000	3,778.000	
Rate Stabilization Contribution for Treatment Plant												
Harmony Creek WPCP - Upgrades and P2 Requirements, Oshawa (Item No. 79)					3,875.000	-3,875.000	0.000	0.000	0.000	0.000	0.000	0.000
Subtotal:					3,875.000	0.000	-3,875.000	0.000	0.000	0.000	0.000	0.000
Clean Water and Wastewater Fund:												
R.R. 25 (Consumers Dr.) extension from E of Thickson to Thornton Rd (Item No. 4)					930.000	0.000	0.000	0.000	0.000	0.000	0.000	0.000
R.R. 52 (Thornton Rd.) Champlain Ave. to Consumers Dr., Oshawa (Item No. 7)					307.500	0.000	0.000	0.000	0.000	0.000	0.000	0.000
Town of Whitby Road Program (Item No. 14C)					1,050.000	0.000	0.000	0.000	0.000	0.000	0.000	0.000
Twinning of forcemain from Water St. PS to Old Simcoe Rd., Scugog (Item No. 69)					3,075.000	0.000	0.000	0.000	0.000	0.000	0.000	0.000
Harmony Creek WPCP - Upgrades and P2 requirements, Oshawa (Item No. 79)					11,625.000	0.000	0.000	0.000	0.000	0.000	0.000	0.000
Resource Recovery plan for the Courtice WPCP (Item No. 110)					225.000	0.000	0.000	0.000	0.000	0.000	0.000	0.000
Subtotal:					17,212.500	0.000	0.000	0.000	0.000	0.000	0.000	0.000
Other Financing - Regional Municipality of York:												
YDSS – Rehabilitation of the trunk sanitary sewer (Item No. 17)					560.000	0.000	0.000	0.000	0.000	0.000	0.000	0.000
Regional Environmental Laboratory Upgrades, Pickering (Item No. 71)					100.000	0.000	0.000	0.000	0.000	0.000	0.000	0.000
Duffin Creek WPCP - replacement of Reactor 1 & 2, Pickering (Item No. 99)					10,332.000	0.000	0.000	0.000	0.000	0.000	0.000	0.000
Duffin Creek WPCP - Asset Management Plan (Item No. 103)					480.000	0.000	0.000	0.000	0.000	0.000	0.000	0.000
Subtotal:					11,472.000	0.000	0.000	0.000	0.000	0.000	0.000	0.000
Other Financing - Developer												
Central Duffin Collector Trunk Sanitary Sewer, Pickering (item No. 36)					166.600	0.000	0.000	0.000	0.000	0.000	0.000	0.000
Central Duffin Collector Trunk Sanitary Sewer, Pickering (Item No. 37)					656.000	0.000	0.000	0.000	0.000	0.000	0.000	0.000
Seaton - Sanitary Sewage Pumping Station 4 and forcemains (Item No. 72)					400.000	0.000	0.000	0.000	0.000	0.000	0.000	0.000
Subtotal:					1,222.600	0.000	0.000	0.000	0.000	0.000	0.000	0.000
Total financing (including available Development Charge financing)						19,443.302	531.489	14,494.629	0.000	0.000	3,778.000	

* Indicates Capital project requires prior and/or future funding commitments. Refer to Construction of Municipal Services detail sheet.

2018 Construction Program - Sanitary Sewerage

Project Description	DC Item No.	EA Land Design Const.	Gross Cost A	Grant/ Subsidy/ Other B	Cost Expenditure Attribution (\$ 000's)							
					User Revenue		Commercial Development Charges E	Residential Development Charges F	New Institutional Charges G	New Industrial Charges H	Asset Management Reserve Fund I	
					Benefit to Existing C	Total User Revenue D						
A LINEAR INFRASTRUCTURE												
Regional Road Program												
* 3 R.R. 22 (Victoria St.) from S. Blair St. to Thickson Rd., Whitby		C	890	0.00	890.00	890.00	0.00	0.00	0.00	0.00	0.00	0.00
13 Allowance for Sanitary sewers in conjunction with Regional Roads		D,C	1,110	0.00	1,110.00	1,110.00	0.00	0.00	0.00	0.00	0.00	0.00
Sub-total			2,000	0.00	2,000.00	2,000.00	0.00	0.00	0.00	0.00	0.00	0.00
Area Municipality Road Programs												
14A City of Pickering Road Program		D,C	235	0.00	235.00	235.00	0.00	0.00	0.00	0.00	0.00	0.00
14B Town of Ajax Road Program		D,C	385	0.00	385.00	385.00	0.00	0.00	0.00	0.00	0.00	0.00
14C Town of Whitby Road Program		D,C	1,080	0.00	1,080.00	1,080.00	0.00	0.00	0.00	0.00	0.00	0.00
14D City of Oshawa Road Program		D,C	1,100	0.00	1,100.00	1,100.00	0.00	0.00	0.00	0.00	0.00	0.00
14E Municipality of Clarington Road Program		D,C	300	0.00	300.00	300.00	0.00	0.00	0.00	0.00	0.00	0.00
14F Township of Scugog Road Program		D,C	75	0.00	75.00	75.00	0.00	0.00	0.00	0.00	0.00	0.00
14G Township of Uxbridge Road Program		D,C	340	0.00	340.00	340.00	0.00	0.00	0.00	0.00	0.00	0.00
14H Township of Brock Road Program		D,C	120	0.00	120.00	120.00	0.00	0.00	0.00	0.00	0.00	0.00
14i Allowance for unknown requirements in conjunction with area municipality road programs		D,C	100	0.00	100.00	100.00	0.00	0.00	0.00	0.00	0.00	0.00
Sub-total			3,735	0.00	3,735.00	3,735.00	0.00	0.00	0.00	0.00	0.00	0.00
MTO & GO Transit projects												
* 15 Allowance for unknown requirements		D,C	100	0.00	100.00	100.00	0.00	0.00	0.00	0.00	0.00	0.00
Sub-total			100	0.00	100.00	100.00	0.00	0.00	0.00	0.00	0.00	0.00
Betterments/Replacements												
16 Works deficiencies independent of road programs in various locations		D,C	650	0.00	650.00	650.00	0.00	0.00	0.00	0.00	0.00	0.00
17 YDSS – Rehabilitation of the trunk sanitary sewer		D	600	480.00	120.00	120.00	0.00	0.00	0.00	0.00	0.00	0.00
29 Replacement of sewer on Athol St from Simcoe St to Celina St, O		D,C	150	0.00	0.00	0.00	0.00	0.00	0.00	0.00	0.00	150.00
35 Allowance for construction of services in unserved areas		C	200	0.00	200.00	200.00	0.00	0.00	0.00	0.00	0.00	0.00
Sub-total			1,600	480.00	970.00	970.00	0.00	0.00	0.00	0.00	0.00	150.00
System Expansion												
* 36 Central Duffin Collector Trunk Sanitary Sewer, Pickering	2	D,C	1,800	1,499.40	300.60	300.60	0.00	0.00	0.00	0.00	0.00	0.00
* 37 Central Duffin Collector Trunk Sanitary Sewer, Pickering	3	D,C	9,600	6,297.60	3,302.40	3,302.40	0.00	0.00	0.00	0.00	0.00	0.00
* 39 Twinning of forcemain from Liverpool RD SSPS to Duffin Creek WPCP	106	C	2,000	0.00	1,560.00	1,560.00	25.54	327.00	3.50	83.96	0.00	0.00
* 47 Conlin Rd. W TSS on W/O Boundary to Conlin SSPS, Whitby	222	EA	500	0.00	0.00	0.00	29.00	371.50	4.00	95.50	0.00	0.00
* 51 Twinning of Oshawa Creek TSS from Gibb to Greenwood, Oshawa	218	D	200	0.00	0.00	0.00	11.60	148.60	1.60	38.20	0.00	0.00
* 55 Courtice Trunk Sanitary Sewer Phase 7, Oshawa	211	C	1,400	0.00	0.00	0.00	81.20	1,040.20	11.20	267.40	0.00	0.00
* 56 Courtice Trunk Sanitary Sewer Phase 3, Courtice	211	D,C	24,310	0.00	0.00	0.00	1,409.98	18,062.33	194.48	4,643.21	0.00	0.00
* 67 Wilmot Trunk Sewer Rudell Rd to King St , Newcastle	317	D	500	0.00	0.00	0.00	29.00	371.50	4.00	95.50	0.00	0.00
Sub-total			40,310	7,797.00	5,163.00	5,163.00	1,586.32	20,321.13	218.78	5,223.77	0.00	0.00
B BUILDINGS												
* 71 Regional Environmental Laboratory Upgrades, Pickering		C	2,950	1,475.00	0.00	0.00	85.55	1,095.93	11.80	281.73	0.00	0.00
* 72 Seaton - Sanitary Sewage Pumping Station 4 and forcemains		D	4,100	4,000.00	100.00	100.00	0.00	0.00	0.00	0.00	0.00	0.00

2018 Construction Program - Sanitary Sewerage

Project Description	DC Item No.	EA Land Design Const.	Gross Cost A	Grant/ Subsidy/ Other B	Cost Expenditure Attribution (\$ 000's)						
					User Revenue		Commercial Development Charges E	Residential Development Charges F	New Institutional Charges G	New Industrial Charges H	Asset Management Reserve Fund I
					Benefit to Existing C	Total User Revenue D					
* 74 Proposed Harwood Ave SSPS and FM, Ajax	104	D	500	0.00	0.00	0.00	29.00	371.50	4.00	95.50	0.00
* 78 Proposed Thicksn Rd SSPS and FM, Whitby	204	EA	1,000	0.00	0.00	0.00	58.00	743.00	8.00	191.00	0.00
82 Proposed Conlin Rd. SSPS - expansion, Oshawa	207	EA	1,000	0.00	0.00	0.00	58.00	743.00	8.00	191.00	0.00
* 83 Simcoe St. SSPS - building and FM replacement, Oshawa	205	C	728	0.00	728.00	728.00	0.00	0.00	0.00	0.00	0.00
89 Port Newcastle SSPS and FM (oversizing), Newcastle	313	C	1,130	0.00	0.00	0.00	65.54	839.59	9.04	215.83	0.00
93 Water St. SSPS - upgrades, Scugog		C	1,203	0.00	0.00	0.00	0.00	0.00	0.00	0.00	1,203.00
* 94 Sunerland WPCP - Lagoons Environmental Assessment		EA	500	0.00	0.00	0.00	52.50	266.50	7.00	174.00	0.00
* 95 Cannington WPCP - Lagoons Environmental Assessment		EA	500	0.00	0.00	0.00	52.50	266.50	7.00	174.00	0.00
Sub-total			13,611	5,475.00	828.00	828.00	401.09	4,326.02	54.84	1,323.06	1,203.00
C MACHINERY AND EQUIPMENT											
* 98 Duffin Creek WPCP - Digest mixing improvements & MCC		C	6,300	4,649.40	1,650.60	1,650.60	0.00	0.00	0.00	0.00	0.00
* 100 Duffin Creek WPCP - Resource Recovery Feasibility Study		D	500	400.00	100.00	100.00	0.00	0.00	0.00	0.00	0.00
* 105 Bayly St SSPS - Bar Screen Replacement and MCC Review, Ajax		C	2,250	0.00	2,250.00	2,250.00	0.00	0.00	0.00	0.00	0.00
* 107 Madawaska Pumping Station - stand by power, Oshawa		C	1,050	0.00	1,050.00	1,050.00	0.00	0.00	0.00	0.00	0.00
111 Courtice WPCP - Aeration blower replacement		D,C	400	0.00	0.00	0.00	0.00	0.00	0.00	0.00	400.00
* 112 Port Darlington WPCP- Major Maintenance Replacement work		D	625	0.00	0.00	0.00	0.00	0.00	0.00	0.00	625.00
113 Lake Simcoe WPCP - Diffused Air System replacement		C	900	0.00	0.00	0.00	0.00	0.00	0.00	0.00	900.00
Sub-total			12,025	5,049.40	5,050.60	5,050.60	0.00	0.00	0.00	0.00	1,925.00
D IT INFRASTRUCTURE											
Sub-total			0	0.00	0.00	0.00	0.00	0.00	0.00	0.00	0.00
E ALLOWANCES AND OTHER PROVISIONS											
118 Inflow/infiltration studies in various locations		D,C	500	0.00	500.00	500.00	0.00	0.00	0.00	0.00	0.00
119 Emergency Planning Updating Requirements		D	100	0.00	100.00	100.00	0.00	0.00	0.00	0.00	0.00
120 Asset Condition Assessments - Vertical Reports		D	300	0.00	0.00	0.00	0.00	0.00	0.00	0.00	300.00
121 Asset Condition Assessment/Investigation TSS Systems		D	200	0.00	0.00	0.00	0.00	0.00	0.00	0.00	200.00
122 Master planning energy management		D,C	200	0.00	200.00	200.00	0.00	0.00	0.00	0.00	0.00
123 Allowance for acquisition of easements		L	150	0.00	150.00	150.00	0.00	0.00	0.00	0.00	0.00
124 Allowance for engineering studies		D	150	0.00	150.00	150.00	0.00	0.00	0.00	0.00	0.00
126 Preliminary Engineering		D	100	0.00	100.00	100.00	0.00	0.00	0.00	0.00	0.00
127 Allowance for sundry extensions as per council policy		D,C	15	0.00	15.00	15.00	0.00	0.00	0.00	0.00	0.00
128 Allowance for unknown requirements		D,C	100	0.00	100.00	100.00	0.00	0.00	0.00	0.00	0.00
129 Allowance for Regional share for works in conjunction with residential subdivision development	707	D,C	1,460	0.00	0.00	0.00	84.68	1,084.78	11.68	278.86	0.00
130 Allowance for Regional share for works in conjunction with non-residential development	705	D,C	400	0.00	0.00	0.00	23.20	297.20	3.20	76.40	0.00
Sub-total			3,675	0.00	1,315.00	1,315.00	107.88	1,381.98	14.88	355.26	500.00
Total Cost Attribution			77,056	18,801.40	19,161.60	19,161.60	2,095.29	26,029.13	288.50	6,902.08	3,778.00

* Indicates Capital project requires prior and/or future funding commitments. Refer to Construction of Municipal Services detail sheet.

2019 Construction Program - Sanitary Sewerage

Project Description	DC Item No.	EA Land Design Const.	Gross Cost A	Grant/ Subsidy/ Other B	Cost Expenditure Attribution (\$ 000's)							
					User Revenue		Commercial Development Charges E	Residential Development Charges F	New Institutional Charges G	New Industrial Charges H	Asset Management Reserve Fund I	
					Benefit to Existing C	Total User Revenue D						
A LINEAR INFRASTRUCTURE												
Regional Road Program												
1 R.R.14 (Liberty St.) from Baseline Rd. to King St., Bowmanville		D	300	0.00	300.00	300.00	0.00	0.00	0.00	0.00	0.00	0.00
* 10 R.R. 59 (Gibb St.) from Stevenson Rd. to Simcoe St., Oshawa		D	40	0.00	40.00	40.00	0.00	0.00	0.00	0.00	0.00	0.00
12 Hwy 12 (Brock St.) from Manning Rd. to Rossland Rd., Whitby		C	260	0.00	260.00	260.00	0.00	0.00	0.00	0.00	0.00	0.00
13 Allowance for Sanitary sewers in conjunction with Regional Roads		D,C	1,260	0.00	1,260.00	1,260.00	0.00	0.00	0.00	0.00	0.00	0.00
Sub-total			1,860	0.00	1,860.00	1,860.00	0.00	0.00	0.00	0.00	0.00	0.00
Area Municipality Road Programs												
14A City of Pickering Road Program		D,C	235	0.00	235.00	235.00	0.00	0.00	0.00	0.00	0.00	0.00
14B Town of Ajax Road Program		D,C	365	0.00	365.00	365.00	0.00	0.00	0.00	0.00	0.00	0.00
14C Town of Whitby Road Program		D,C	600	0.00	600.00	600.00	0.00	0.00	0.00	0.00	0.00	0.00
14D City of Oshawa Road Program		D,C	1,100	0.00	1,100.00	1,100.00	0.00	0.00	0.00	0.00	0.00	0.00
14E Municipality of Clarington Road Program		D,C	300	0.00	300.00	300.00	0.00	0.00	0.00	0.00	0.00	0.00
14F Township of Scugog Road Program		D,C	75	0.00	75.00	75.00	0.00	0.00	0.00	0.00	0.00	0.00
14G Township of Uxbridge Road Program		D,C	340	0.00	340.00	340.00	0.00	0.00	0.00	0.00	0.00	0.00
14H Township of Brock Road Program		D,C	120	0.00	120.00	120.00	0.00	0.00	0.00	0.00	0.00	0.00
14i Allowance for unknown requirements in conjunction with area municipality road programs		D,C	100	0.00	100.00	100.00	0.00	0.00	0.00	0.00	0.00	0.00
Sub-total			3,235	0.00	3,235.00	3,235.00	0.00	0.00	0.00	0.00	0.00	0.00
MTO & GO Transit projects												
* 15 Allowance for unknown requirements		D,C	100	0.00	100.00	100.00	0.00	0.00	0.00	0.00	0.00	0.00
Sub-total			100	0.00	100.00	100.00	0.00	0.00	0.00	0.00	0.00	0.00
Betterments/Replacements												
16 Works deficiencies independent of road programs in various locations		D,C	650	0.00	650.00	650.00	0.00	0.00	0.00	0.00	0.00	0.00
17 YDSS – Rehabilitation of the trunk sanitary sewer		D,C	5,400	4,320.00	1,080.00	1,080.00	0.00	0.00	0.00	0.00	0.00	0.00
25 Replacement of sewer on Centre St from King St to Brock St, Oshawa		C	778	0.00	0.00	0.00	0.00	0.00	0.00	0.00	0.00	778.00
35 Allowance for construction of services in unserved areas		D,C	200	0.00	200.00	200.00	0.00	0.00	0.00	0.00	0.00	0.00
Sub-total			7,028	4,320.00	1,930.00	1,930.00	0.00	0.00	0.00	0.00	0.00	778.00
System Expansion												
* 51 Twinning of Oshawa Creek TSS from Gibb to Greenwood, Oshawa	218	C	990	0.00	0.00	0.00	57.42	735.57	7.92	189.09	0.00	0.00
* 52 Conlin Rd. FM from Ritson Rd. to Harmony Rd., Oshawa		D	500	0.00	0.00	0.00	29.00	371.50	4.00	95.50	0.00	0.00
* 63 Foster Creek Trunk Sanitary sewer on Sunset Blvd., Newcastle	314	C	3,070	0.00	0.00	0.00	178.06	2,281.01	24.56	586.37	0.00	0.00
* 65 Foster Creek Trunk Sanitary sewer on North St., Newcastle	315	D	100	0.00	0.00	0.00	5.80	74.30	0.80	19.10	0.00	0.00
* 67 Wilmot Trunk Sewer Rudell Rd to King St , Newcastle	317	C	2,600	0.00	0.00	0.00	150.80	1,931.80	20.80	496.60	0.00	0.00

2019

2019 Construction Program - Sanitary Sewerage

Project Description	DC Item No.	EA Land Design Const.	Gross Cost A	Grant/ Subsidy/ Other B	Cost Expenditure Attribution (\$ 000's)						
					User Revenue		Commercial Development Charges E	Residential Development Charges F	New Institutional Charges G	New Industrial Charges H	Asset Management Reserve Fund I
					Benefit to Existing C	Total User Revenue D					
Sub-total			7,260	0.00	0.00	0.00	421.08	5,394.18	58.08	1,386.66	0.00
B BUILDINGS											
* 75 Corbett Creek WPCP - works to rectify existing deficiencies,Whitby	19	D	600	0.00	336.00	336.00	27.19	172.14	57.50	7.16	0.00
* 80 Harmony Creek WPCP - Demolition Plant No. 1		C	2,000	0.00	2,000.00	2,000.00	0.00	0.00	0.00	0.00	0.00
87 Newcastle WPCP - Capacity Re-rating	310	C	4,120	0.00	0.00	0.00	432.60	2,195.96	57.68	1,433.76	0.00
90 Decommission Rudell Rd., Newcastle		C	520	0.00	520.00	520.00	0.00	0.00	0.00	0.00	0.00
92 Uxbridge WPCP - Optimization Study and upgrades	500	C	2,200	0.00	0.00	0.00	231.00	1,172.60	30.80	765.60	0.00
93 Water St. SSSP - upgrades, Scugg		C	1,100	0.00	0.00	0.00	0.00	0.00	0.00	0.00	1,100.00
Sub-total			10,540	0.00	2,856.00	2,856.00	690.79	3,540.70	145.98	2,206.52	1,100.00
C MACHINERY AND EQUIPMENT											
* 99 Duffin Creek WPCP - replacement of Reactor 1 & 2, Pickering		C	10,000	7,380.00	2,620.00	2,620.00	0.00	0.00	0.00	0.00	0.00
* 101 Duffin Creek WPCP - Process Study		D	1,500	1,107.00	393.00	393.00	0.00	0.00	0.00	0.00	0.00
* 106 Cloveridge SSSP - Bar Screen Replacement & MCC review		D	250	0.00	250.00	250.00	0.00	0.00	0.00	0.00	0.00
111 Courtice WPCP - Aeration blower replacement		D,C	400	0.00	0.00	0.00	0.00	0.00	0.00	0.00	400.00
* 112 Port Darlington WPCP- Major Maintenance Replacement work		C	1,000	0.00	0.00	0.00	0.00	0.00	0.00	0.00	1,000.00
Sub-total			13,150	8,487.00	3,263.00	3,263.00	0.00	0.00	0.00	0.00	1,400.00
D IT INFRASTRUCTURE											
Sub-total			0	0.00	0.00	0.00	0.00	0.00	0.00	0.00	0.00
E ALLOWANCES AND OTHER PROVISIONS											
118 Inflow/infiltration studies in various locations		D,C	500	0.00	500.00	500.00	0.00	0.00	0.00	0.00	0.00
119 Emergency Planning Updating Requirements		D	100	0.00	100.00	100.00	0.00	0.00	0.00	0.00	0.00
120 Asset Condition Assessments - Vertical Reports		D	300	0.00	0.00	0.00	0.00	0.00	0.00	0.00	300.00
121 Asset Condition Assessment/Investigation TSS Systems		D	200	0.00	0.00	0.00	0.00	0.00	0.00	0.00	200.00
123 Allowance for acquisition of easements		L	150	0.00	150.00	150.00	0.00	0.00	0.00	0.00	0.00
124 Allowance for engineering studies		D	150	0.00	150.00	150.00	0.00	0.00	0.00	0.00	0.00
126 Preliminary Engineering		D	100	0.00	100.00	100.00	0.00	0.00	0.00	0.00	0.00
127 Allowance for sundry extensions as per council policy		D,C	15	0.00	15.00	15.00	0.00	0.00	0.00	0.00	0.00
128 Allowance for unknown requirements		D,C	100	0.00	100.00	100.00	0.00	0.00	0.00	0.00	0.00
129 Allowance for Regional share for works in conjunction with residential subdivision development	707	D,C	1,460	0.00	0.00	0.00	84.68	1,084.78	11.68	278.86	0.00
130 Allowance for Regional share for works in conjunction with non-residential development	705	D,C	400	0.00	0.00	0.00	23.20	297.20	3.20	76.40	0.00
Sub-total			3,475	0.00	1,115.00	1,115.00	107.88	1,381.98	14.88	355.26	500.00
Total Cost Attribution			46,648	12,807.00	14,359.00	14,359.00	1,219.75	10,316.86	218.94	3,948.44	3,778.00

* Indicates Capital project requires prior and/or future funding commitments. Refer to Construction of Municipal Services detail sheet.

2020 Construction Program - Sanitary Sewerage

Project Description	DC Item No.	EA Land Design Const.	Gross Cost A	Grant/ Subsidy/ Other B	Cost Expenditure Attribution (\$ 000's)							
					User Revenue		Commercial Development Charges E	Residential Development Charges F	New Institutional Charges G	New Industrial Charges H	Asset Management Reserve Fund I	
					Benefit to Existing C	Total User Revenue D						
A LINEAR INFRASTRUCTURE												
Regional Road Program												
6 R.R.43 (Cochrane St.) from Ferguson St to Bonacord Ave, Whitby		C	620	0.00	620.00	620.00	0.00	0.00	0.00	0.00	0.00	0.00
* 8 R.R.53 (Stevenson Rd.) from Bond St. to Rossland Rd., Oshawa		D	100	0.00	100.00	100.00	0.00	0.00	0.00	0.00	0.00	0.00
9 R.R.57 (Martin Rd.) from Baseline Rd to Nash Rd., Bowmanville		C	2,260	0.00	2,260.00	2,260.00	0.00	0.00	0.00	0.00	0.00	0.00
Sub-total			2,980	0.00	2,980.00	2,980.00	0.00	0.00	0.00	0.00	0.00	0.00
Area Municipality Road Programs												
14A City of Pickering Road Program		D,C	235	0.00	235.00	235.00	0.00	0.00	0.00	0.00	0.00	0.00
14B Town of Ajax Road Program		D,C	365	0.00	365.00	365.00	0.00	0.00	0.00	0.00	0.00	0.00
14C Town of Whitby Road Program		D,C	600	0.00	600.00	600.00	0.00	0.00	0.00	0.00	0.00	0.00
14D City of Oshawa Road Program		D,C	1,100	0.00	1,100.00	1,100.00	0.00	0.00	0.00	0.00	0.00	0.00
14E Municipality of Clarington Road Program		D,C	300	0.00	300.00	300.00	0.00	0.00	0.00	0.00	0.00	0.00
14F Township of Scugog Road Program		D,C	75	0.00	75.00	75.00	0.00	0.00	0.00	0.00	0.00	0.00
14G Township of Uxbridge Road Program		D,C	340	0.00	340.00	340.00	0.00	0.00	0.00	0.00	0.00	0.00
14H Township of Brock Road Program		D,C	120	0.00	120.00	120.00	0.00	0.00	0.00	0.00	0.00	0.00
14i Allowance for unknown requirements in conjunction with area municipality road programs		D,C	100	0.00	100.00	100.00	0.00	0.00	0.00	0.00	0.00	0.00
Sub-total			3,235	0.00	3,235.00	3,235.00	0.00	0.00	0.00	0.00	0.00	0.00
MTO & GO Transit projects												
* 15 Allowance for unknown requirements		D,C	100	0.00	100.00	100.00	0.00	0.00	0.00	0.00	0.00	0.00
Sub-total			100	0.00	100.00	100.00	0.00	0.00	0.00	0.00	0.00	0.00
Betterments/Replacements												
16 Works deficiencies independent of road programs in various locations		D,C	650	0.00	650.00	650.00	0.00	0.00	0.00	0.00	0.00	0.00
35 Allowance for construction of services in unserved areas		C	760	0.00	760.00	760.00	0.00	0.00	0.00	0.00	0.00	0.00
Sub-total			1,410	0.00	1,410.00	1,410.00	0.00	0.00	0.00	0.00	0.00	0.00
System Expansion												
* 38 Duffin Creek - YDSS primary trunk sewer twinning, Pickering	108	EA	6,000	4,800.00	0.00	0.00	69.60	891.60	9.60	229.20	0.00	0.00
* 49 Twinning of NW branch of Harmony Creek trunk sewer, Oshawa	802	C	1,970	0.00	1,970.00	1,970.00	0.00	0.00	0.00	0.00	0.00	0.00
* 50 North Oshawa Creek (East Branch) TSS, Oshawa	223	D	400	0.00	0.00	0.00	23.20	297.20	3.20	76.40	0.00	0.00
* 52 Conlin Rd. FM from Ritson Rd. to Harmony Rd., Oshawa	224	C	5,350	0.00	0.00	0.00	310.30	3,975.05	42.80	1,021.85	0.00	0.00
* 53 North Oshawa Creek West Branch TSS from Conlin SSPS, Oshawa	219	EA	500	0.00	0.00	0.00	29.00	371.50	4.00	95.50	0.00	0.00
* 54 North Oshawa Creek West Branch TSS south of Hydro Corridor, Oshawa	221	D	500	0.00	0.00	0.00	29.00	371.50	4.00	95.50	0.00	0.00
* 56 Courtice Sanitary Trunk Sewer Phase 4, Courtice	211	C	36,670	0.00	0.00	0.00	2,126.86	27,245.81	293.36	7,003.97	0.00	0.00
* 59 Baseline Rd. TSS from Simpson Ave. to Bennett Rd., Bowmanville	304	D	300	0.00	0.00	0.00	17.40	222.90	2.40	57.30	0.00	0.00
* 60 Port Darlington Rd. TSS from Baseline Rd. to easement, Bowmanville		D	250	0.00	0.00	0.00	14.50	185.75	2.00	47.75	0.00	0.00
* 65 Foster Creek Trunk Sanitary Sewer on North St., Newcastle	315	C	2,200	0.00	0.00	0.00	127.60	1,634.60	17.60	420.20	0.00	0.00
* 68 Wilmot Trunk Sewer on King St to Hwy 115/35, Newcastle	318	D	130	0.00	0.00	0.00	7.54	96.59	1.04	24.83	0.00	0.00
Sub-total			54,270	4,800.00	1,970.00	1,970.00	2,755.00	35,292.50	380.00	9,072.50	0.00	0.00

2020 Construction Program - Sanitary Sewerage

Project Description	DC Item No.	EA Land Design Const.	Gross Cost A	Grant/ Subsidy/ Other B	Cost Expenditure Attribution (\$ 000's)							
					User Revenue		Commercial Development Charges E	Residential Development Charges F	New Institutional Charges G	New Industrial Charges H	Asset Management Reserve Fund I	
					Benefit to Existing C	Total User Revenue D						
B BUILDINGS												
* 74 Harwood Ave SSPS and FM, Ajax	104	C	3,420	0.00	0.00	0.00	198.36	2,541.06	27.36	653.22	0.00	
* 75 Corbett Creek WPCP - works to rectify existing deficiencies, Whitby	19	C	6,000	0.00	3,360.00	3,360.00	271.92	1,721.40	575.04	71.64	0.00	
62 Proposed Conlin Rd. SSPS - expansion, Oshawa	207	D	4,800	0.00	0.00	0.00	278.40	3,566.40	38.40	916.80	0.00	
93 Water St. SSPS - upgrades, Scugog		C	2,000	0.00	0.00	0.00	0.00	0.00	0.00	0.00	2,000.00	
* 96 Septage receiving stations, Region Wide		D	200	0.00	200.00	200.00	0.00	0.00	0.00	0.00	0.00	
Sub-total			16,420	0.00	3,560.00	3,560.00	748.68	7,828.86	640.80	1,641.66	2,000.00	
C MACHINERY AND EQUIPMENT												
* 99 Duffin Creek WPCP - replacement of Reactor 1 & 2, Pickering		C	20,000	14,760.00	5,240.00	5,240.00	0.00	0.00	0.00	0.00	0.00	
* 106 Cloveridge SSPS - Bar Screen Replacement & MCC review		C	2,250	0.00	2,250.00	2,250.00	0.00	0.00	0.00	0.00	0.00	
* 110 Courtice WPCP - Plant upgrades		D	350	0.00	350.00	350.00	0.00	0.00	0.00	0.00	0.00	
* 112 Port Darlington WPCP- Major Maintenance Replacement work		C	1,278	0.00	0.00	0.00	0.00	0.00	0.00	0.00	1,278.00	
Sub-total			23,878	14,760.00	7,840.00	7,840.00	0.00	0.00	0.00	0.00	1,278.00	
D IT INFRASTRUCTURE												
Sub-total			0	0.00	0.00	0.00	0.00	0.00	0.00	0.00	0.00	
E ALLOWANCES AND OTHER PROVISIONS												
118 Inflow/infiltration studies in various locations		D,C	500	0.00	500.00	500.00	0.00	0.00	0.00	0.00	0.00	
120 Asset Condition Assessments - Vertical Reports		D	300	0.00	0.00	0.00	0.00	0.00	0.00	0.00	300.00	
121 Asset Condition Assessment/Investigation TSS Systems		D	200	0.00	0.00	0.00	0.00	0.00	0.00	0.00	200.00	
123 Allowance for acquisition of easements		L	150	0.00	150.00	150.00	0.00	0.00	0.00	0.00	0.00	
124 Allowance for engineering studies		D	150	0.00	150.00	150.00	0.00	0.00	0.00	0.00	0.00	
126 Preliminary Engineering		D	100	0.00	100.00	100.00	0.00	0.00	0.00	0.00	0.00	
127 Allowance for sundry extensions as per council policy		D,C	15	0.00	15.00	15.00	0.00	0.00	0.00	0.00	0.00	
128 Allowance for unknown requirements		D,C	100	0.00	100.00	100.00	0.00	0.00	0.00	0.00	0.00	
129 Allowance for Regional share for works in conjunction with residential subdivision development	707	D,C	1,460	0.00	0.00	0.00	84.68	1,084.78	11.68	278.86	0.00	
130 Allowance for Regional share for works in conjunction with non-residential development	705	D,C	400	0.00	0.00	0.00	23.20	297.20	3.20	76.40	0.00	
Sub-total			3,375	0.00	1,015.00	1,015.00	107.88	1,381.98	14.88	355.26	500.00	
Total Cost Attribution			105,668	19,560.00	22,110.00	22,110.00	3,611.56	44,503.34	1,035.68	11,069.42	3,778.00	

* Indicates Capital project requires prior and/or future funding commitments. Refer to Construction of Municipal Services detail sheet.

2021 Construction Program - Sanitary Sewerage

Project Description	DC Item No.	EA Land Design Const.	Gross Cost A	Grant/ Subsidy/ Other B	Cost Expenditure Attribution (\$ 000's)							
					User Revenue		Commercial Development Charges E	Residential Development Charges F	New Institutional Charges G	New Industrial Charges H	Asset Management Reserve Fund I	
					Benefit to Existing C	Total User Revenue D						
A LINEAR INFRASTRUCTURE												
Regional Road Program												
* 1 R.R.14 (Liberty St.) from Baseline Rd. to King St., Bowmanville		C	1,400	0.00	1,400.00	1,400.00	0.00	0.00	0.00	0.00	0.00	0.00
9 R.R. 57 (Martin Rd) from Baseline Rd. to Nash Rd., Bowmanville		C	400	0.00	400.00	400.00	0.00	0.00	0.00	0.00	0.00	0.00
* 10 R.R. 59 (Gibb St.) from Stevenson Rd. to Simcoe St., Oshawa		C	220	0.00	220.00	220.00	0.00	0.00	0.00	0.00	0.00	0.00
13 Allowance for Sanitary sewers in conjunction with Regional Roads		D,C	400	0.00	400.00	400.00	0.00	0.00	0.00	0.00	0.00	0.00
Sub-total			2,420	0.00	2,420.00	2,420.00	0.00	0.00	0.00	0.00	0.00	0.00
Area Municipality Road Programs												
14A City of Pickering Road Program		D,C	235	0.00	235.00	235.00	0.00	0.00	0.00	0.00	0.00	0.00
14B Town of Ajax Road Program		D,C	365	0.00	365.00	365.00	0.00	0.00	0.00	0.00	0.00	0.00
14C Town of Whitby Road Program		D,C	600	0.00	600.00	600.00	0.00	0.00	0.00	0.00	0.00	0.00
14D City of Oshawa Road Program		D,C	1,100	0.00	1,100.00	1,100.00	0.00	0.00	0.00	0.00	0.00	0.00
14E Municipality of Clarington Road Program		D,C	300	0.00	300.00	300.00	0.00	0.00	0.00	0.00	0.00	0.00
14F Township of Scugog Road Program		D,C	75	0.00	75.00	75.00	0.00	0.00	0.00	0.00	0.00	0.00
14G Township of Uxbridge Road Program		D,C	340	0.00	340.00	340.00	0.00	0.00	0.00	0.00	0.00	0.00
14H Township of Brock Road Program		D,C	120	0.00	120.00	120.00	0.00	0.00	0.00	0.00	0.00	0.00
14i Allowance for unknown requirements in conjunction with area municipality road programs		D,C	100	0.00	100.00	100.00	0.00	0.00	0.00	0.00	0.00	0.00
Sub-total			3,235	0.00	3,235.00	3,235.00	0.00	0.00	0.00	0.00	0.00	0.00
MTO & GO Transit projects												
* 15 Allowance for unknown requirements		D,C	100	0.00	100.00	100.00	0.00	0.00	0.00	0.00	0.00	0.00
Sub-total			100	0.00	100.00	100.00	0.00	0.00	0.00	0.00	0.00	0.00
Betterments/Replacements												
16 Works deficiencies independent of road programs in various locations		D,C	650	0.00	650.00	650.00	0.00	0.00	0.00	0.00	0.00	0.00
28 Replacement of sewer on Bloor St from Cubert St to Oxford St, O		D,C	253	0.00	0.00	0.00	0.00	0.00	0.00	0.00	0.00	253.00
31 Replacement of sewer on Adelaide Ave, Oshawa		D	25	0.00	0.00	0.00	0.00	0.00	0.00	0.00	0.00	25.00
35 Allowance for construction of services in unserved areas		C	1,745	0.00	1,745.00	1,745.00	0.00	0.00	0.00	0.00	0.00	0.00
Sub-total			2,673	0.00	2,395.00	2,395.00	0.00	0.00	0.00	0.00	0.00	278.00
System Expansion												
* 42 Twinning of Harbour TSS from Water St to Breakwater SSPS, W	226	D	500	0.00	0.00	0.00	29.00	371.50	4.00	95.50	0.00	0.00
* 45 Brooklin TSS on easement from Anderson to Thickson SSPS, W	232	D	800	0.00	0.00	0.00	46.40	594.40	6.40	152.80	0.00	0.00
* 47 Conlin Rd. W TSS on W/O Boundary to Conlin SSPS, Whitby	222	D	750	0.00	0.00	0.00	43.50	557.25	6.00	143.25	0.00	0.00
* 48 Farewell Creek TSS on easement west of Grandview, Oshawa	217	D	300	0.00	0.00	0.00	17.40	222.90	2.40	57.30	0.00	0.00
* 50 North Oshawa Creek (East Branch) TSS, Oshawa	223	C	3,825	0.00	0.00	0.00	221.85	2,841.98	30.60	730.58	0.00	0.00

2021 Construction Program - Sanitary Sewerage

Project Description	DC Item No.	EA Land Design Const.	Gross Cost A	Grant/ Subsidy/ Other B	Cost Expenditure Attribution (\$ 000's)						
					User Revenue		Commercial Development Charges E	Residential Development Charges F	New Institutional Charges G	New Industrial Charges H	Asset Management Reserve Fund I
					Benefit to Existing C	Total User Revenue D					
* 68 Wilmot Trunk Sewer on King St to Hwy 115/35, Newcastle	318	C	1,210	0.00	0.00	0.00	70.18	899.03	9.68	231.11	0.00
Sub-total			7,385	0.00	0.00	0.00	428.33	5,487.06	59.08	1,410.54	0.00
B BUILDINGS											
* 70 Duffin Creek WPCP - New or expanded outfall	100	C	240,000	203,712.00	28,128.00	28,128.00	859.20	4,348.80	115.20	2,836.80	0.00
* 76 Corbett Creek WPCP - New Headworks Building		C	4,660	0.00	4,660.00	4,660.00	0.00	0.00	0.00	0.00	0.00
* 78 Thicksen Rd SSPS and FM, Whitby	202	D	1,200	0.00	0.00	0.00	69.60	891.60	9.60	229.20	0.00
91 Decommission Sunset SSPS , Newcastle		D,C	520	0.00	520.00	520.00	0.00	0.00	0.00	0.00	0.00
93 Water St. SSPS - upgrades, Scugog		C	2,000	0.00	0.00	0.00	0.00	0.00	0.00	0.00	2,000.00
* 96 Septage receiving stations, Region Wide		C	1,500	0.00	1,500.00	1,500.00	0.00	0.00	0.00	0.00	0.00
Sub-total			249,880	203,712.00	34,808.00	34,808.00	928.80	5,240.40	124.80	3,066.00	2,000.00
C MACHINERY AND EQUIPMENT											
* 99 Duffin Creek WPCP - replacement of Reactor 1 & 2, Pickering		C	55,500	40,959.00	14,541.00	14,541.00	0.00	0.00	0.00	0.00	0.00
* 109 Courtice WPCP - Plant upgrades		D	500	0.00	500.00	500.00	0.00	0.00	0.00	0.00	0.00
Sub-total			56,000	40,959.00	15,041.00	15,041.00	0.00	0.00	0.00	0.00	0.00
D IT INFRASTRUCTURE											
116 SCADA System replacement and master plan		D	1,000	0.00	0.00	0.00	0.00	0.00	0.00	0.00	1,000.00
Sub-total			1,000	0.00	0.00	0.00	0.00	0.00	0.00	0.00	1,000.00
E ALLOWANCES AND OTHER PROVISIONS											
117 Regional Sewerage Master Planning Study		D,C	800	0.00	0.00	0.00	46.40	594.40	6.40	152.80	0.00
118 Inflow/infiltration studies in various locations		D,C	500	0.00	500.00	500.00	0.00	0.00	0.00	0.00	0.00
120 Asset Condition Assessments - Vertical Reports		D	300	0.00	0.00	0.00	0.00	0.00	0.00	0.00	300.00
121 Asset Condition Assessment/Investigation TSS Systems		D	200	0.00	0.00	0.00	0.00	0.00	0.00	0.00	200.00
122 Allowance for acquisition of easements		L	150	0.00	150.00	150.00	0.00	0.00	0.00	0.00	0.00
124 Allowance for engineering studies		D	150	0.00	150.00	150.00	0.00	0.00	0.00	0.00	0.00
125 Phosphorus Reduction Study for plants Lake Simcoe WPCPs		D	250	0.00	250.00	250.00	0.00	0.00	0.00	0.00	0.00
126 Preliminary Engineering		D	100	0.00	100.00	100.00	0.00	0.00	0.00	0.00	0.00
127 Allowance for sundry extensions as per council policy		D,C	15	0.00	15.00	15.00	0.00	0.00	0.00	0.00	0.00
128 Allowance for unknown requirements		D,C	100	0.00	100.00	100.00	0.00	0.00	0.00	0.00	0.00
129 Allowance for Regional share for works in conjunction with residential subdivision development	707	D,C	1,460	0.00	0.00	0.00	84.68	1,084.78	11.68	278.86	0.00
130 Allowance for Regional share for works in conjunction with non-residential development	705	D,C	400	0.00	0.00	0.00	23.20	297.20	3.20	76.40	0.00
Sub-total			4,425	0.00	1,265.00	1,265.00	154.28	1,976.38	21.28	508.06	500.00
Total Cost Attribution			327,118	244,671.00	59,264.00	59,264.00	1,511.41	12,703.84	205.16	4,984.60	3,778.00

* Indicates Capital project requires prior and/or future funding commitments. Refer to Construction of Municipal Services detail sheet.

2022 Construction Program - Sanitary Sewerage

Project Description	DC Item No.	EA Land Design Const.	Gross Cost A	Grant/ Subsidy/ Other B	Cost Expenditure Attribution (\$ 000's)							
					User Revenue		Commercial Development Charges E	Residential Development Charges F	New Institutional Charges G	New Industrial Charges H	Asset Management Reserve Fund I	
					Benefit to Existing C	Total User Revenue D						
A LINEAR INFRASTRUCTURE												
Regional Road Program												
* 11 R.R. 59 (Gibb St.)/Olive Ave. interconnection, Oshawa		D	35	0.00	35.00	35.000	0.000	0.000	0.000	0.000	0.000	0.000
13 Allowance for Sanitary sewers in conjunction with Regional Roads		D,C	1,965	0.00	1,965.00	1,965.00	0.00	0.00	0.00	0.00	0.00	0.00
Sub-total			2,000	0.00	2,000.00	2,000.00	0.00	0.00	0.00	0.00	0.00	0.00
Area Municipality Road Programs												
14A City of Pickering Road Program		D,C	235	0.00	235.00	235.00	0.00	0.00	0.00	0.00	0.00	0.00
14B Town of Ajax Road Program		D,C	365	0.00	365.00	365.00	0.00	0.00	0.00	0.00	0.00	0.00
14C Town of Whitby Road Program		D,C	600	0.00	600.00	600.00	0.00	0.00	0.00	0.00	0.00	0.00
14D City of Oshawa Road Program		D,C	1,100	0.00	1,100.00	1,100.00	0.00	0.00	0.00	0.00	0.00	0.00
14E Municipality of Clarington Road Program		D,C	300	0.00	300.00	300.00	0.00	0.00	0.00	0.00	0.00	0.00
14F Township of Scugog Road Program		D,C	75	0.00	75.00	75.00	0.00	0.00	0.00	0.00	0.00	0.00
14G Township of Uxbridge Road Program		D,C	340	0.00	340.00	340.00	0.00	0.00	0.00	0.00	0.00	0.00
14H Township of Brock Road Program		D,C	120	0.00	120.00	120.00	0.00	0.00	0.00	0.00	0.00	0.00
14i Allowance for unknown requirements in conjunction with area municipality road programs		D,C	100	0.00	100.00	100.00	0.00	0.00	0.00	0.00	0.00	0.00
Sub-total			3,235	0.00	3,235.00	3,235.00	0.00	0.00	0.00	0.00	0.00	0.00
MTO & GO Transit projects												
* 15 Allowance for unknown requirements		D,C	100	0.00	100.00	100.00	0.00	0.00	0.00	0.00	0.00	0.00
Sub-total			100	0.00	100.00	100.00	0.00	0.00	0.00	0.00	0.00	0.00
Betterments/Replacements												
16 Works deficiencies independent of road programs in various locations		D,C	650	0.00	650.00	650.00	0.00	0.00	0.00	0.00	0.00	0.00
23 Replacement of sewer on Olive Ave from Court St to Ritson Rd, O		D,C	800	0.00	0.00	0.00	0.00	0.00	0.00	0.00	0.00	800.00
26 Replacement of sewer on Nassau St from John St, to King St, Oshawa		C	100	0.00	0.00	0.00	0.00	0.00	0.00	0.00	0.00	100.00
31 Replacement of sewer on Adelaide Ave from Prince St to Centre St, O		C	525	0.00	0.00	0.00	0.00	0.00	0.00	0.00	0.00	525.00
32 Replacement of sewer on Hillcroft from Mary St to Javis St, Oshawa		D,C	450	0.00	0.00	0.00	0.00	0.00	0.00	0.00	0.00	450.00
34 Replacement of sanitary sewers in various locations		D,C	403	0.00	0.00	0.00	0.00	0.00	0.00	0.00	0.00	403.00
35 Allowance for construction of services in unserved areas		C	200	0.00	200.00	200.00	0.00	0.00	0.00	0.00	0.00	0.00
Sub-total			3,128	0.00	850.00	850.00	0.00	0.00	0.00	0.00	0.00	2,278.00
System Expansion												
* 38 Duffin Creek - YDSS primary trunk sewer twinning, Pickering	108	D	15,000	12,000.00	0.00	0.00	174.00	2,229.00	24.00	573.00	0.00	0.00
* 42 Twinning of Harbour TSS from Water St to Breakwater SSPS, W	226	C	1,400	0.00	0.00	0.00	81.20	1,040.20	11.20	267.40	0.00	0.00
* 53 North Oshawa Creek West Branch TSS from Conlin SSPS, Oshawa	219	D	390	0.00	0.00	0.00	22.62	289.77	3.12	74.49	0.00	0.00
* 54 North Oshawa Creek West Branch TSS south of Hydro Corridor, O	221	D	1,500	0.00	0.00	0.00	87.00	1,114.50	12.00	286.50	0.00	0.00
* 56 Courtice TSS - Phase 5, Courtice		C	13,650	0.00	0.00	0.00	791.70	10,141.95	109.20	2,607.15	0.00	0.00
* 59 Baseline Rd. TSS from Simpson Ave. to Bennett Rd., Bowmanville	304	C	6,500	0.00	0.00	0.00	377.00	4,829.50	52.00	1,241.50	0.00	0.00
* 60 Port Darlington Rd. TSS from Baseline Rd. to easement, Bowmanville	305	C	8,250	0.00	0.00	0.00	478.50	6,129.75	66.00	1,575.75	0.00	0.00
Sub-total			46,690	12,000.00	0.00	0.00	2,012.02	25,774.67	277.52	6,625.79	0.00	0.00

2022 Construction Program - Sanitary Sewerage

Project Description	DC Item No.	EA Land Design Const.	Gross Cost A	Grant/ Subsidy/ Other B	Cost Expenditure Attribution (\$ 000's)							
					User Revenue		Commercial Development Charges E	Residential Development Charges F	New Institutional Charges G	New Industrial Charges H	Asset Management Reserve Fund I	
					Benefit to Existing C	Total User Revenue D						
B BUILDINGS												
82 Conlin Rd. SSPS - expansion, Oshawa	207	C	59,900	0.00	0.00	0.00	3,474.20	44,505.70	479.20	11,440.90	0.00	
Sub-total			59,900	0.00	0.00	0.00	3,474.20	44,505.70	479.20	11,440.90	0.00	
C MACHINERY AND EQUIPMENT												
* 99 Duffin Creek WPCP - replacement of Reactor 1 & 2, Pickering		C	22,000	16,236.00	5,764.00	5,764.00	0.00	0.00	0.00	0.00	0.00	
* 109 Courtice WPCP - Plant upgrades		D	500	0.00	500.00	500.00	0.00	0.00	0.00	0.00	0.00	
Sub-total			22,500	16,236.00	6,264.00	6,264.00	0.00	0.00	0.00	0.00	0.00	
D IT INFRASTRUCTURE												
116 SCADA System replacement and master plan		D	1,000	0.00	0.00	0.00	0.00	0.00	0.00	0.00	1,000.00	
Sub-total			1,000	0.00	0.00	0.00	0.00	0.00	0.00	0.00	1,000.00	
E ALLOWANCES AND OTHER PROVISIONS												
118 Inflow/infiltration studies in various locations		D,C	500	0.00	500.00	500.00	0.00	0.00	0.00	0.00	0.00	
120 Asset Condition Assessments - Vertical Reports		D	300	0.00	0.00	0.00	0.00	0.00	0.00	0.00	300.00	
121 Asset Condition Assessment/Investigation TSS Systems		D	200	0.00	0.00	0.00	0.00	0.00	0.00	0.00	200.00	
123 Allowance for acquisition of easements		L	150	0.00	150.00	150.00	0.00	0.00	0.00	0.00	0.00	
124 Allowance for engineering studies		D	150	0.00	150.00	150.00	0.00	0.00	0.00	0.00	0.00	
126 Preliminary Engineering		D	100	0.00	100.00	100.00	0.00	0.00	0.00	0.00	0.00	
127 Allowance for sundry extensions as per council policy		D,C	15	0.00	15.00	15.00	0.00	0.00	0.00	0.00	0.00	
128 Allowance for unknown requirements		D,C	100	0.00	100.00	100.00	0.00	0.00	0.00	0.00	0.00	
129 Allowance for Regional share for works in conjunction with residential subdivision development	707	D,C	1,460	0.00	0.00	0.00	84.68	1,084.78	11.68	278.86	0.00	
130 Allowance for Regional share for works in conjunction with non-residential development	705	D,C	400	0.00	0.00	0.00	23.20	297.20	3.20	76.40	0.00	
Sub-total			3,375	0.00	1,015.00	1,015.00	107.88	1,381.98	14.88	355.26	500.00	
Total Cost Attribution			141,928	28,236.00	13,464.00	13,464.00	5,594.10	71,662.35	771.60	18,421.95	3,778.00	

* Indicates Capital project requires prior and/or future funding commitments. Refer to Construction of Municipal Services detail sheet.

2023 Construction Program - Sanitary Sewerage

Project Description	DC Item No.	EA Land Design Const.	Gross Cost A	Grant/ Subsidy/ Other B	Cost Expenditure Attribution (\$ 000's)							
					User Revenue		Commercial Development Charges E	Residential Development Charges F	New Institutional Charges G	New Industrial Charges H	Asset Management Reserve Fund I	
					Benefit to Existing C	Total User Revenue D						
A LINEAR INFRASTRUCTURE												
Regional Road Program												
* 8 R.R.53 (Stevenson Rd.) from Bond St. to Rossland Rd., Oshawa		C	1,240	0.00	1,240.00	1,240.00	0.00	0.00	0.00	0.00	0.00	0.00
13 Allowance for Sanitary sewers in conjunction with Regional Roads		D,C	800	0.00	800.00	800.00	0.00	0.00	0.00	0.00	0.00	0.00
Sub-total			2,040	0.00	2,040.00	2,040.00	0.00	0.00	0.00	0.00	0.00	0.00
Area Municipality Road Programs												
14A City of Pickering Road Program		D,C	235	0.00	235.00	235.00	0.00	0.00	0.00	0.00	0.00	0.00
14B Town of Ajax Road Program		D,C	365	0.00	365.00	365.00	0.00	0.00	0.00	0.00	0.00	0.00
14C Town of Whitby Road Program		D,C	600	0.00	600.00	600.00	0.00	0.00	0.00	0.00	0.00	0.00
14D City of Oshawa Road Program		D,C	1,100	0.00	1,100.00	1,100.00	0.00	0.00	0.00	0.00	0.00	0.00
14E Municipality of Clarington Road Program		D,C	300	0.00	300.00	300.00	0.00	0.00	0.00	0.00	0.00	0.00
14F Township of Scugog Road Program		D,C	75	0.00	75.00	75.00	0.00	0.00	0.00	0.00	0.00	0.00
14G Township of Uxbridge Road Program		D,C	340	0.00	340.00	340.00	0.00	0.00	0.00	0.00	0.00	0.00
14H Township of Brock Road Program		D,C	120	0.00	120.00	120.00	0.00	0.00	0.00	0.00	0.00	0.00
14i Allowance for unknown requirements in conjunction with area municipality road programs		D,C	100	0.00	100.00	100.00	0.00	0.00	0.00	0.00	0.00	0.00
Sub-total			3,235	0.00	3,235.00	3,235.00	0.00	0.00	0.00	0.00	0.00	0.00
MTO & GO Transit projects												
* 15 Allowance for unknown requirements		D,C	100	0.00	100.00	100.00	0.00	0.00	0.00	0.00	0.00	0.00
Sub-total			100	0.00	100.00	100.00	0.00	0.00	0.00	0.00	0.00	0.00
Betterments/Replacements												
16 Works deficiencies independent of road programs in various locations		D,C	650	0.00	650.00	650.00	0.00	0.00	0.00	0.00	0.00	0.00
19 Replacement of sewer on Walnut St from Euclid St to Kent St, Whitby		D,C	170	0.00	0.00	0.00	0.00	0.00	0.00	0.00	0.00	170.00
34 Replacement of sanitary sewers in various locations		D,C	3,108	0.00	0.00	0.00	0.00	0.00	0.00	0.00	0.00	3,108.00
35 Allowance for construction of services in unserved areas		C	200	0.00	200.00	200.00	0.00	0.00	0.00	0.00	0.00	0.00
Sub-total			4,128	0.00	850.00	850.00	0.00	0.00	0.00	0.00	0.00	3,278.00
System Expansion												
* 44 West Whitby sub trunk on Dundas St. from Coronation Rd to Halls		D	250	0.00	0.00	0.00	14.50	185.75	2.00	47.75	0.00	0.00
* 45 Brooklin TSS on easement from Anderson to Thicksen SSPS, W	232	C	3,480	0.00	0.00	0.00	201.84	2,585.64	27.84	664.68	0.00	0.00
* 47 Conlin Rd. W TSS on W/O Boundary to Conlin SSPS, Whitby	222	C	5,100	0.00	0.00	0.00	295.80	3,789.30	40.80	974.10	0.00	0.00
* 48 Farewell Creek TSS on easement west of Grandview, Oshawa	217	C	2,500	0.00	0.00	0.00	145.00	1,857.50	20.00	477.50	0.00	0.00
* 57 Courtice TSS - Phase 6 Stage 2, Oshawa/ Courtice		C	11,550	0.00	0.00	0.00	669.90	8,581.65	92.40	2,206.05	0.00	0.00
* 58 SW Courtice TSS from Trulls Rd to 650 m of Trulls Rd, Courtice	210	C	3,300	0.00	1,716.00	1,716.00	92.07	1,176.78	12.54	302.61	0.00	0.00
Sub-total			26,180	0.00	1,716.00	1,716.00	1,419.11	18,176.62	195.58	4,672.69	0.00	0.00

2023 Construction Program - Sanitary Sewerage

Project Description	DC Item No.	EA Land Design Const.	Gross Cost A	Grant/ Subsidy/ Other B	Cost Expenditure Attribution (\$ 000's)						
					User Revenue		Commercial Development Charges E	Residential Development Charges F	New Institutional Charges G	New Industrial Charges H	Asset Management Reserve Fund I
					Benefit to Existing C	Total User Revenue D					
B BUILDINGS											
* 78 Thickson Rd SSPS and FM, Whitby	202	C	23,500	0.00	0.00	0.00	1,363.00	17,460.50	188.00	4,488.50	0.00
* 97 Water Pollution Control Plant - Asset Management		D,C	5,000	0.00	5,000.00	5,000.00	0.00	0.00	0.00	0.00	0.00
Sub-total			28,500	0.00	5,000.00	5,000.00	1,363.00	17,460.50	188.00	4,488.50	0.00
C MACHINERY AND EQUIPMENT											
* 110 Courtice WPCP - Plant upgrades		C	2,000	0.00	2,000.00	2,000.00	0.00	0.00	0.00	0.00	0.00
Sub-total			2,000	0.00	2,000.00	2,000.00	0.00	0.00	0.00	0.00	0.00
D IT INFRASTRUCTURE											
Sub-total			0	0.00	0.00	0.00	0.00	0.00	0.00	0.00	0.00
E ALLOWANCES AND OTHER PROVISIONS											
118 Inflow/infiltration studies in various locations		D,C	500	0.00	500.00	500.00	0.00	0.00	0.00	0.00	0.00
120 Asset Condition Assessments - Vertical Reports		D	300	0.00	0.00	0.00	0.00	0.00	0.00	0.00	300.00
121 Asset Condition Assessment/Investigation TSS Systems		D	200	0.00	0.00	0.00	0.00	0.00	0.00	0.00	200.00
123 Allowance for acquisition of easements		L	150	0.00	150.00	150.00	0.00	0.00	0.00	0.00	0.00
124 Allowance for engineering studies		D	150	0.00	150.00	150.00	0.00	0.00	0.00	0.00	0.00
126 Preliminary Engineering		D	100	0.00	100.00	100.00	0.00	0.00	0.00	0.00	0.00
127 Allowance for sundry extensions as per council policy		D,C	15	0.00	15.00	15.00	0.00	0.00	0.00	0.00	0.00
128 Allowance for unknown requirements		D,C	100	0.00	100.00	100.00	0.00	0.00	0.00	0.00	0.00
129 Allowance for Regional share for works in conjunction with residential subdivision development	707	D,C	1,460	0.00	0.00	0.00	84.68	1,084.78	11.68	278.86	0.00
130 Allowance for Regional share for works in conjunction with non-residential development	705	D,C	400	0.00	0.00	0.00	23.20	297.20	3.20	76.40	0.00
Sub-total			3,375	0.00	1,015.00	1,015.00	107.88	1,381.98	14.88	355.26	500.00
Total Cost Attribution			69,558	0.00	15,956.00	15,956.00	2,889.99	37,019.10	398.46	9,516.45	3,778.00

* Indicates Capital project requires prior and/or future funding commitments. Refer to Construction of Municipal Services detail sheet.

2024 Construction Program - Sanitary Sewerage

Project Description	DC Item No.	EA Land Design Const.	Gross Cost A	Grant/ Subsidy/ Other B	Cost Expenditure Attribution (\$ 000's)							
					User Revenue		Commercial Development Charges E	Residential Development Charges F	New Institutional Charges G	New Industrial Charges H	Asset Management Reserve Fund I	
					Benefit to Existing C	Total User Revenue D						
A LINEAR INFRASTRUCTURE												
Regional Road Program												
5 R.R. 36 (Hopkins St) from Consumers Dr to Dundas St, Whitby		D	210	0.00	210.00	210.00	0.00	0.00	0.00	0.00	0.00	0.00
* 11 R.R. 59 (Gibb St.)/Olive Ave. interconnection, Oshawa		C	135	0.00	135.00	135.00	0.00	0.00	0.00	0.00	0.00	0.00
13 Allowance for Sanitary sewers in conjunction with Regional Roads		D,C	1,900	0.00	1,900.00	1,900.00	0.00	0.00	0.00	0.00	0.00	0.00
Sub-total			2,245	0.00	2,245.00	2,245.00	0.00	0.00	0.00	0.00	0.00	0.00
Area Municipality Road Programs												
14A City of Pickering Road Program		D,C	235	0.00	235.00	235.00	0.00	0.00	0.00	0.00	0.00	0.00
14B Town of Ajax Road Program		D,C	365	0.00	365.00	365.00	0.00	0.00	0.00	0.00	0.00	0.00
14C Town of Whitby Road Program		D,C	600	0.00	600.00	600.00	0.00	0.00	0.00	0.00	0.00	0.00
14D City of Oshawa Road Program		D,C	1,100	0.00	1,100.00	1,100.00	0.00	0.00	0.00	0.00	0.00	0.00
14E Municipality of Clarington Road Program		D,C	300	0.00	300.00	300.00	0.00	0.00	0.00	0.00	0.00	0.00
14F Township of Scugog Road Program		D,C	75	0.00	75.00	75.00	0.00	0.00	0.00	0.00	0.00	0.00
14G Township of Uxbridge Road Program		D,C	340	0.00	340.00	340.00	0.00	0.00	0.00	0.00	0.00	0.00
14H Township of Brock Road Program		D,C	120	0.00	120.00	120.00	0.00	0.00	0.00	0.00	0.00	0.00
14i Allowance for unknown requirements in conjunction with area municipality road programs		D,C	100	0.00	100.00	100.00	0.00	0.00	0.00	0.00	0.00	0.00
Sub-total			3,235	0.00	3,235.00	3,235.00	0.00	0.00	0.00	0.00	0.00	0.00
MTO & GO Transit projects												
* 15 Allowance for unknown requirements		D,C	100	0.00	100.00	100.00	0.00	0.00	0.00	0.00	0.00	0.00
Sub-total			100	0.00	100.00	100.00	0.00	0.00	0.00	0.00	0.00	0.00
Betterments/Replacements												
16 Works deficiencies independent of road programs in various locations		D,C	650	0.00	650.00	650.00	0.00	0.00	0.00	0.00	0.00	0.00
18 Replacement of sewer on Centre St from Dundas St to Dunlop St, W		D,C	140	0.00	0.00	0.00	0.00	0.00	0.00	0.00	0.00	140.00
19 Replacement of sanitary sewer on Maria St., Whitby		D,C	440	0.00	0.00	0.00	0.00	0.00	0.00	0.00	0.00	440.00
21 Replacement of sewer on Orchard Crt from St Lawrence to W/L, W		D,C	150	0.00	0.00	0.00	0.00	0.00	0.00	0.00	0.00	150.00
22 Replacement of sewer on Simcoe St S from Quebec St to Gibb St, O		D,C	140	0.00	0.00	0.00	0.00	0.00	0.00	0.00	0.00	140.00
34 Replacement of sanitary sewers in various locations		D,C	2,408	0.00	0.00	0.00	0.00	0.00	0.00	0.00	0.00	2,408.00
35 Allowance for construction of services in unserved areas		C	200	0.00	200.00	200.00	0.00	0.00	0.00	0.00	0.00	0.00
Sub-total			4,128	0.00	850.00	850.00	0.00	0.00	0.00	0.00	0.00	3,278.00
System Expansion												
* 38 Duffin Creek - YDSS primary trunk sewer twinning, Pickering	108	C	218,600	174,880.00	0.00	0.00	2,535.76	32,483.96	349.76	8,350.52	0.00	0.00
* 40 Twinning of Monarch Ave. TSS, Ajax		D	210	0.00	0.00	0.00	12.18	156.03	1.68	40.11	0.00	0.00
* 44 West Whitby sub trunk on Dundas St. from Coronation Rd to Halls		C	1,800	0.00	0.00	0.00	104.40	1,337.40	14.40	343.80	0.00	0.00
* 53 North Oshawa Creek West Branch TSS from Conlin SSPS, Oshawa	219	C	3,660	0.00	0.00	0.00	212.28	2,719.38	29.28	699.06	0.00	0.00
* 54 North Oshawa Creek West Branch TSS south of Hydro Corridor, O	221	C	13,700	0.00	0.00	0.00	794.60	10,179.10	109.60	2,616.70	0.00	0.00
Sub-total			237,970	174,880.00	0.00	0.00	3,659.22	46,875.87	504.72	12,050.19	0.00	0.00
B BUILDINGS												
84 Courtyce WPCP - expansion	201	EA	1,000	0.00	0.00	0.00	105.00	533.00	14.00	348.00	0.00	0.00

N23

2024 Construction Program - Sanitary Sewerage

Project Description	DC Item No.	EA Land Design Const.	Gross Cost A	Grant/ Subsidy/ Other B	Cost Expenditure Attribution (\$ 000's)						
					User Revenue		Commercial Development Charges E	Residential Development Charges F	New Institutional Charges G	New Industrial Charges H	Asset Management Reserve Fund I
					Benefit to Existing C	Total User Revenue D					
* 85 Baseline Rd SSPS and FM, Courtice	208	D	350	0.00	182.00	182.000	9.70	124.81	1.30	32.20	0.00
* 97 Water Pollution Control Plant - Asset Management		D,C	5,000	0.00	5,000.00	5,000.00	0.00	0.00	0.00	0.00	0.00
Sub-total			6,350	0.00	5,182.00	5,182.00	114.70	657.81	15.30	380.20	0.00
C MACHINERY AND EQUIPMENT											
* 99 Duffin Creek WPCP - replacement of Reactor 1 & 2, Pickering		C	54,500	40,221.00	14,279.00	14,279.00	0.00	0.00	0.00	0.00	0.00
* 110 Courtice WPCP - Plant upgrades		D,C	2,000	0.00	2,000.00	2,000.00	0.00	0.00	0.00	0.00	0.00
Sub-total			56,500	40,221.00	16,279.00	16,279.00	0.00	0.00	0.00	0.00	0.00
D IT INFRASTRUCTURE											
Sub-total			0	0.00	0.00	0.00	0.00	0.00	0.00	0.00	0.00
E ALLOWANCES AND OTHER PROVISIONS											
118 Inflow/infiltration studies in various locations		D,C	500	0.00	500.00	500.00	0.00	0.00	0.00	0.00	0.00
120 Asset Condition Assessments - Vertical Reports		D	300	0.00	0.00	0.00	0.00	0.00	0.00	0.00	300.00
121 Asset Condition Assessment/Investigation TSS Systems		D	200	0.00	0.00	0.00	0.00	0.00	0.00	0.00	200.00
123 Allowance for acquisition of easements		L	150	0.00	150.00	150.00	0.00	0.00	0.00	0.00	0.00
124 Allowance for engineering studies		D	150	0.00	150.00	150.00	0.00	0.00	0.00	0.00	0.00
126 Preliminary Engineering		D	100	0.00	100.00	100.00	0.00	0.00	0.00	0.00	0.00
127 Allowance for sundry extensions as per council policy		D,C	15	0.00	15.00	15.00	0.00	0.00	0.00	0.00	0.00
128 Allowance for unknown requirements		D,C	100	0.00	100.00	100.00	0.00	0.00	0.00	0.00	0.00
129 Allowance for Regional share for works in conjunction with residential subdivision development	707	D,C	1,460	0.00	0.00	0.00	84.68	1,084.78	11.68	278.86	0.00
130 Allowance for Regional share for works in conjunction with non-residential development	705	D,C	400	0.00	0.00	0.00	23.20	297.20	3.20	76.40	0.00
Sub-total			3,375	0.00	1,015.00	1,015.00	107.88	1,381.98	14.88	355.26	500.00
Total Cost Attribution			313,903	215,101.00	28,906.00	28,906.00	3,881.80	48,915.66	534.90	12,785.65	3,778.00

* Indicates Capital project requires prior and/or future funding commitments. Refer to Construction of Municipal Services detail sheet.

2025 Construction Program - Sanitary Sewerage

Project Description	DC Item No.	EA Land Design Const.	Gross Cost A	Grant/ Subsidy/ Other B	Cost Expenditure Attribution (\$ 000's)							
					User Revenue		Commercial Development Charges E	Residential Development Charges F	New Institutional Charges G	New Industrial Charges H	Asset Management Reserve Fund I	
					Benefit to Existing C	Total User Revenue D						
A LINEAR INFRASTRUCTURE												
Regional Road Program												
13 Allowance for Sanitary sewers in conjunction with Regional Roads		D,C	2,000	0.00	2,000.00	2,000.00	0.00	0.00	0.00	0.00	0.00	0.00
Sub-total			2,000	0.00	2,000.00	2,000.00	0.00	0.00	0.00	0.00	0.00	0.00
Area Municipality Road Programs												
14A City of Pickering Road Program		D,C	235	0.00	235.00	235.00	0.00	0.00	0.00	0.00	0.00	0.00
14B Town of Ajax Road Program		D,C	365	0.00	365.00	365.00	0.00	0.00	0.00	0.00	0.00	0.00
14C Town of Whitby Road Program		D,C	600	0.00	600.00	600.00	0.00	0.00	0.00	0.00	0.00	0.00
14D City of Oshawa Road Program		D,C	1,100	0.00	1,100.00	1,100.00	0.00	0.00	0.00	0.00	0.00	0.00
14E Municipality of Clarington Road Program		D,C	300	0.00	300.00	300.00	0.00	0.00	0.00	0.00	0.00	0.00
14F Township of Scugog Road Program		D,C	75	0.00	75.00	75.00	0.00	0.00	0.00	0.00	0.00	0.00
14G Township of Uxbridge Road Program		D,C	340	0.00	340.00	340.00	0.00	0.00	0.00	0.00	0.00	0.00
14H Township of Brock Road Program		D,C	120	0.00	120.00	120.00	0.00	0.00	0.00	0.00	0.00	0.00
14i Allowance for unknown requirements in conjunction with area municipality road programs		D,C	100	0.00	100.00	100.00	0.00	0.00	0.00	0.00	0.00	0.00
Sub-total			3,235	0.00	3,235.00	3,235.00	0.00	0.00	0.00	0.00	0.00	0.00
MTO & GO Transit projects												
* 15 Allowance for unknown requirements		D,C	100	0.00	100.00	100.00	0.00	0.00	0.00	0.00	0.00	0.00
Sub-total			100	0.00	100.00	100.00	0.00	0.00	0.00	0.00	0.00	0.00
Betterments/Replacements												
16 Works deficiencies independent of road programs in various locations		D,C	650	0.00	650.00	650.00	0.00	0.00	0.00	0.00	0.00	0.00
17 YDSS – Rehabilitation of the trunk sanitary sewer		D	700	560.00	140.00	140.00	0.00	0.00	0.00	0.00	0.00	0.00
34 Replacement of sanitary sewers in various locations		D,C	3,278	0.00	0.00	0.00	0.00	0.00	0.00	0.00	0.00	3,278.00
35 Allowance for construction of services in unserved areas		C	200	0.00	200.00	200.00	0.00	0.00	0.00	0.00	0.00	0.00
Sub-total			4,828	560.00	990.00	990.00	0.00	0.00	0.00	0.00	0.00	3,278.00
System Expansion												
* 41 Twinning of Duffin Creek TSS from Bayly St. to Hwy 401, Ajax		D	1,100	0.00	0.00	0.00	63.80	817.30	8.80	210.10	0.00	0.00
* 43 Corbett TSS on easement from Wentworth to Corbett WPCP, W	230	EA	260	0.00	0.00	0.00	15.08	193.18	2.08	49.66	0.00	0.00
* 46 Ash Ave. Trunk Sanitary Sewer, Whitby		EA	1,150	0.00	0.00	0.00	66.70	854.45	9.20	219.65	0.00	0.00
* 61 Twinning of Spry TSS from Baseline Rd. to N/L Spry		EA	310	0.00	0.00	0.00	17.98	230.33	2.48	59.21	0.00	0.00
* 62 Soper Creek TSS from Mearns Ave. to Concession Rd. 3, B		D	100	0.00	0.00	0.00	5.80	74.30	0.80	19.10	0.00	0.00
Sub-total			2,920	0.00	0.00	0.00	169.36	2,169.56	23.36	557.72	0.00	0.00
B BUILDINGS												
* 77 Corbett Creek WPCP - expansion	200	EA,D	1,250	0.00	990.25	990.25	27.25	138.50	3.63	90.38	0.00	0.00
* 81 Harmony Creek SSPS - expansion and forcemain, Oshawa	206	EA	520	0.00	0.00	0.00	30.16	386.36	4.16	99.32	0.00	0.00
* 85 Baseline Rd SSPS and FM, Courtice	208	C	3,400	0.00	1,768.00	1,768.00	94.18	1,212.44	12.58	312.80	0.00	0.00
* 97 Water Pollution Control Plant - Asset Management		D,C	5,000	0.00	5,000.00	5,000.00	0.00	0.00	0.00	0.00	0.00	0.00
Sub-total			10,170	0.00	7,758.25	7,758.25	151.59	1,737.30	20.37	502.50	0.00	0.00

2025 Construction Program - Sanitary Sewerage

Project Description	DC Item No.	EA Land Design Const.	Gross Cost A	Grant/ Subsidy/ Other B	Cost Expenditure Attribution (\$ 000's)						
					User Revenue		Commercial Development Charges E	Residential Development Charges F	New Institutional Charges G	New Industrial Charges H	Asset Management Reserve Fund I
					Benefit to Existing C	Total User Revenue D					
C MACHINERY AND EQUIPMENT											
* 110 Courtyce WPCP - Plant upgrades		D,C	4,000	0.00	4,000.00	4,000.00	0.00	0.00	0.00	0.00	0.00
Sub-total			4,000	0.00	4,000.00	4,000.00	0.00	0.00	0.00	0.00	0.00
D IT INFRASTRUCTURE											
Sub-total			0	0.00	0.00	0.00	0.00	0.00	0.00	0.00	0.00
E ALLOWANCES AND OTHER PROVISIONS											
118 Inflow/infiltration studies in various locations		D,C	500	0.00	500.00	500.00	0.00	0.00	0.00	0.00	0.00
120 Asset Condition Assessments - Vertical Reports		D	300	0.00	0.00	0.00	0.00	0.00	0.00	0.00	300.00
121 Asset Condition Assessment/Investigation TSS Systems		D	200	0.00	0.00	0.00	0.00	0.00	0.00	0.00	200.00
123 Allowance for acquisition of easements		L	150	0.00	150.00	150.00	0.00	0.00	0.00	0.00	0.00
124 Allowance for engineering studies		D	150	0.00	150.00	150.00	0.00	0.00	0.00	0.00	0.00
126 Preliminary Engineering		D	100	0.00	100.00	100.00	0.00	0.00	0.00	0.00	0.00
127 Allowance for sundry extensions as per council policy		D,C	15	0.00	15.00	15.00	0.00	0.00	0.00	0.00	0.00
128 Allowance for unknown requirements		D,C	100	0.00	100.00	100.00	0.00	0.00	0.00	0.00	0.00
129 Allowance for Regional share for works in conjunction with residential subdivision development	707	D,C	1,460	0.00	0.00	0.00	84.68	1,084.78	11.68	278.86	0.00
130 Allowance for Regional share for works in conjunction with non-residential development	705	D,C	400	0.00	0.00	0.00	23.20	297.20	3.20	76.40	0.00
Sub-total			3,375	0.00	1,015.00	1,015.00	107.88	1,381.98	14.88	355.26	500.00
Total Cost Attribution			30,628	560.00	19,098.25	19,098.25	428.83	5,288.84	58.61	1,415.48	3,778.00

* Indicates Capital project requires prior and/or future funding commitments. Refer to Construction of Municipal Services detail sheet.

2026 Construction Program - Sanitary Sewerage

Project Description	DC Item No.	EA Land Design Const.	Gross Cost A	Grant/ Subsidy/ Other B	Cost Expenditure Attribution (\$ 000's)							
					User Revenue		Commercial Development Charges E	Residential Development Charges F	New Institutional Charges G	New Industrial Charges H	Asset Management Reserve Fund I	
					Benefit to Existing C	Total User Revenue D						
A LINEAR INFRASTRUCTURE												
Regional Road Program												
13 Allowance for Sanitary sewers in conjunction with Regional Roads		D,C	2,000	0.00	2,000.00	2,000.00	0.00	0.00	0.00	0.00	0.00	0.00
Sub-total			2,000	0.00	2,000.00	2,000.00	0.00	0.00	0.00	0.00	0.00	0.00
Area Municipality Road Programs												
14A City of Pickering Road Program		D,C	235	0.00	235.00	235.00	0.00	0.00	0.00	0.00	0.00	0.00
14B Town of Ajax Road Program		D,C	365	0.00	365.00	365.00	0.00	0.00	0.00	0.00	0.00	0.00
14C Town of Whitby Road Program		D,C	600	0.00	600.00	600.00	0.00	0.00	0.00	0.00	0.00	0.00
14D City of Oshawa Road Program		D,C	1,100	0.00	1,100.00	1,100.00	0.00	0.00	0.00	0.00	0.00	0.00
14E Municipality of Clarington Road Program		D,C	300	0.00	300.00	300.00	0.00	0.00	0.00	0.00	0.00	0.00
14F Township of Scugog Road Program		D,C	75	0.00	75.00	75.00	0.00	0.00	0.00	0.00	0.00	0.00
14G Township of Uxbridge Road Program		D,C	340	0.00	340.00	340.00	0.00	0.00	0.00	0.00	0.00	0.00
14H Township of Brock Road Program		D,C	120	0.00	120.00	120.00	0.00	0.00	0.00	0.00	0.00	0.00
14i Allowance for unknown requirements in conjunction with area municipality road programs		D,C	100	0.00	100.00	100.00	0.00	0.00	0.00	0.00	0.00	0.00
Sub-total			3,235	0.00	3,235.00	3,235.00	0.00	0.00	0.00	0.00	0.00	0.00
MTO & GO Transit projects												
* 15 Allowance for unknown requirements		D,C	100	0.00	100.00	100.00	0.00	0.00	0.00	0.00	0.00	0.00
Sub-total			100	0.00	100.00	100.00	0.00	0.00	0.00	0.00	0.00	0.00
Betterments/Replacements												
16 Works deficiencies independent of road programs in various locations		D,C	650	0.00	650.00	650.00	0.00	0.00	0.00	0.00	0.00	0.00
34 Replacement of sanitary sewers in various locations		D,C	3,278	0.00	0.00	0.00	0.00	0.00	0.00	0.00	0.00	3,278.00
35 Allowance for construction of services in unserved areas		C	200	0.00	200.00	200.00	0.00	0.00	0.00	0.00	0.00	0.00
Sub-total			4,128	0.00	850.00	850.00	0.00	0.00	0.00	0.00	0.00	3,278.00
System Expansion												
Sub-total			0	0.00	0.00	0.00	0.00	0.00	0.00	0.00	0.00	0.00
B BUILDINGS												
84 Courtyce WPCP - expansion	201	D	3,120	0.00	0.00	0.00	327.60	1,662.96	43.68	1,085.76	0.00	0.00
* 86 Northeast SSPS and FM, Bowmanville	302	EA	520	0.00	0.00	0.00	30.16	386.36	4.16	99.32	0.00	0.00
* 88 Newcastle WPCP - expansion	311	EA	1,050	0.00	651.63	651.63	41.90	212.31	5.57	138.60	0.00	0.00
* 97 Water Pollution Control Plant - Asset Management		D,C	5,000	0.00	5,000.00	5,000.00	0.00	0.00	0.00	0.00	0.00	0.00
Sub-total			9,690	0.00	5,651.63	5,651.63	399.66	2,261.63	53.41	1,323.68	0.00	0.00
C MACHINERY AND EQUIPMENT												
* 110 Courtyce WPCP - Plant upgrades		D,C	4,000	0.00	4,000.00	4,000.00	0.00	0.00	0.00	0.00	0.00	0.00
Sub-total			4,000	0.00	4,000.00	4,000.00	0.00	0.00	0.00	0.00	0.00	0.00

2026 Construction Program - Sanitary Sewerage

Project Description	DC Item No.	EA Land Design Const.	Gross Cost A	Grant/ Subsidy/ Other B	Cost Expenditure Attribution (\$ 000's)							
					User Revenue		Commercial Development Charges E	Residential Development Charges F	New Institutional Charges G	New Industrial Charges H	Asset Management Reserve Fund I	
					Benefit to Existing C	Total User Revenue D						
D IT INFRASTRUCTURE												
Sub-total			0	0.00	0.00	0.00	0.00	0.00	0.00	0.00	0.00	0.00
E ALLOWANCES AND OTHER PROVISIONS												
118 Inflow/infiltration studies in various locations		D,C	500	0.00	500.00	500.00	0.00	0.00	0.00	0.00	0.00	0.00
120 Asset Condition Assessments - Vertical Reports		D	300	0.00	0.00	0.00	0.00	0.00	0.00	0.00	0.00	300.00
121 Asset Condition Assessment/Investigation TSS Systems		D	200	0.00	0.00	0.00	0.00	0.00	0.00	0.00	0.00	200.00
123 Allowance for acquisition of easements		L	150	0.00	150.00	150.00	0.00	0.00	0.00	0.00	0.00	0.00
124 Allowance for engineering studies		D	150	0.00	150.00	150.00	0.00	0.00	0.00	0.00	0.00	0.00
126 Preliminary Engineering		D	100	0.00	100.00	100.00	0.00	0.00	0.00	0.00	0.00	0.00
127 Allowance for sundry extensions as per council policy		D,C	15	0.00	15.00	15.00	0.00	0.00	0.00	0.00	0.00	0.00
128 Allowance for unknown requirements		D,C	100	0.00	100.00	100.00	0.00	0.00	0.00	0.00	0.00	0.00
129 Allowance for Regional share for works in conjunction with residential subdivision development	707	D,C	1,460	0.00	0.00	0.00	84.68	1,084.78	11.68	278.86	0.00	0.00
130 Allowance for Regional share for works in conjunction with non-residential development	705	D,C	400	0.00	0.00	0.00	23.20	297.20	3.20	76.40	0.00	0.00
Sub-total			3,375	0.00	1,015.00	1,015.00	107.88	1,381.98	14.88	355.26	500.00	0.00
Total Cost Attribution			26,528	0.00	16,851.63	16,851.63	507.54	3,643.61	68.29	1,678.94	3,778.00	

* Indicates Capital project requires prior and/or future funding commitments. Refer to Construction of Municipal Services detail sheet.

PROJECT LOCATION & DESCRIPTION
<p>ITEM NO. 2</p> <p><u>REGIONAL ROAD PROGRAM</u></p> <p>R.R. 16 (Ritson Rd.) from 51m south of Maine St. to Given Rd., Oshawa</p> <p>Project No. R1510</p>
RELATED PROJECTS
<p>2016 Sanitary Sewerage Capital Budget Item No. 3</p>
<p><i>City of Oshawa</i></p>

BUDGET PROVISION AND COST ATTRIBUTION (\$000's)

	Budget Prior to 2017	2017 CAPITAL BUDGET	Four Year Forecast				TOTAL
			2018	2019	2020	2021	
EXPENDITURES:							
ENVIRONMENTAL ASSESSMENT							0.000
ENGINEERING	57.000	30.000					87.000
LAND ACQUISITION							0.000
UTILITY RELOCATION							0.000
CONSTRUCTION	343.000	170.000					513.000
CONTINGENCY							0.000
OTHER							0.000
TOTAL EXPENDITURES	400.000	200.000	0.000	0.000	0.000	0.000	600.000
ATTRIBUTION:							
SUBSIDY/GRANTS							0.000
NEW RESIDENTIAL DEVELOPMENT CHARGES							0.000
NEW COMMERCIAL DEVELOPMENT CHARGES*							0.000
USER REVENUES	400.000	200.000					600.000
DEBENTURES							0.000
OTHER							0.000
TOTAL ATTRIBUTION	400.000	200.000	0.000	0.000	0.000	0.000	600.000

Under the Council approved Development Charge By-law #16-2013, the Region approved full Commercial and Institutional Development Charges, effective July 1, 2013. As well, the Region approved full Industrial Development Charge which is being phased in by July 1, 2016. Any shortfall in the Commercial, Institutional or Industrial Development Charge Reserve Funding financing will be funded from user revenues.

NEED/EXPLANATION OF PROJECT

REGION OF DURHAM, 2017 CAPITAL BUDGET PROJECT DETAIL

SANITARY SEWERAGE SYSTEM

PROJECT LOCATION & DESCRIPTION
<p>ITEM NO. 4</p> <p><u>REGIONAL ROAD PROGRAM</u></p> <p>R,R, 25 (Consumers Dr.) extension from east of Thickson Rd. to Thornton Rd., Whitby/Oshawa</p> <p>Project No. R1320</p>
RELATED PROJECTS
<p>2017 Water Supply Capital Budget Item No.: 4</p> <p><i>Town of Whitby</i></p>

BUDGET PROVISION AND COST ATTRIBUTION (\$000's)

	Budget Prior to 2017	2017 CAPITAL BUDGET	Four Year Forecast				TOTAL
			2018	2019	2020	2021	
EXPENDITURES:							
ENVIRONMENTAL ASSESSMENT							0.000
ENGINEERING	130.000	40.000					170.000
LAND ACQUISITION							0.000
UTILITY RELOCATION							0.000
CONSTRUCTION		1,200.000					1,200.000
CONTINGENCY							0.000
OTHER							0.000
TOTAL EXPENDITURES	130.000	1,240.000	0.000	0.000	0.000	0.000	1,370.000
ATTRIBUTION:							
SUBSIDY/GRANTS		930.000					930.000
NEW RESIDENTIAL DEVELOPMENT CHARGES							0.000
NEW COMMERCIAL DEVELOPMENT CHARGES*							0.000
USER REVENUES	130.000	310.000					440.000
DEBENTURES							0.000
OTHER							0.000
TOTAL ATTRIBUTION	130.000	1,240.000	0.000	0.000	0.000	0.000	1,370.000

Under the Council approved Development Charge By-law #16-2013, the Region approved full Commercial and Institutional Development Charges, effective July 1, 2013. As well, the Region approved full Industrial Development Charge which is being phased in by July 1, 2016. Any shortfall in the Commercial, Institutional or Industrial Development Charge Reserve Funding financing will be funded from user revenues.

NEED/EXPLANATION OF PROJECT


PROJECT LOCATION & DESCRIPTION
<p>ITEM NO.: 7</p> <p><u>REGIONAL ROAD PROGRAM</u></p> <p>R.R. 52 (Thornton Rd.) from Champlain Ave. to Consumers Dr., Oshawa</p> <p>Project No. R1407</p>
RELATED PROJECTS

BUDGET PROVISION AND COST ATTRIBUTION (\$000's)							
	Budget Prior to 2017	2017 CAPITAL BUDGET	Four Year Forecast				TOTAL
			2018	2019	2020	2021	
EXPENDITURES:							
ENVIRONMENTAL ASSESSMENT							0.000
ENGINEERING	50.000	14.000					64.000
LAND ACQUISITION							0.000
UTILITY RELOCATION							0.000
CONSTRUCTION		396.000					396.000
CONTINGENCY							0.000
OTHER							0.000
TOTAL EXPENDITURES	50.000	410.000	0.000	0.000	0.000	0.000	460.000
ATTRIBUTION:							
SUBSIDY/GRANTS		307.500					307.500
NEW RESIDENTIAL DEVELOPMENT CHARGES							0.000
NEW COMMERCIAL DEVELOPMENT CHARGES*							0.000
USER REVENUES	50.000	102.500					152.500
DEBENTURES							0.000
OTHER							0.000
TOTAL ATTRIBUTION	50.000	410.000	0.000	0.000	0.000	0.000	460.000
<p>Under the Council approved Development Charge By-law #16-2013, the Region approved full Commercial and Institutional Development Charges, effective July 1, 2013. As well, the Region approved full Industrial Development Charge which is being phased in by July 1, 2016. Any shortfall in the Commercial, Institutional or Industrial Development Charge Reserve Funding financing will be funded from user revenues.</p>							

NEED/EXPLANATION OF PROJECT

REGION OF DURHAM, 2017 CAPITAL BUDGET PROJECT DETAIL

SANITARY SEWERAGE SYSTEM


PROJECT LOCATION & DESCRIPTION
<p>ITEM NO. 9</p> <p><u>REGIONAL ROAD PROGRAM</u></p> <p>R.R. 57 (Martin Rd.) from Baseline Rd. to Nash Rd. Bowmanville</p> <p>Project No.: R1309</p>
RELATED PROJECTS
<p>2017 Water Supply Capital Budget Item No.: 11</p> <p><i>Municipality of Clarington (Bowmanville)</i></p> 

BUDGET PROVISION AND COST ATTRIBUTION (\$000's)							
	Budget Prior to 2017	2017 CAPITAL BUDGET	Four Year Forecast				TOTAL
			2018	2019	2020	2021	
EXPENDITURES:							
ENVIRONMENTAL ASSESSMENT							0.000
ENGINEERING		400.000					400.000
LAND ACQUISITION							0.000
UTILITY RELOCATION					2,260.000	400.000	2,660.000
CONSTRUCTION							0.000
CONTINGENCY							0.000
OTHER							0.000
TOTAL EXPENDITURES	0.000	400.000	0.000	0.000	2,260.000	400.000	3,060.000
ATTRIBUTION:							
SUBSIDY/GRANTS							0.000
NEW RESIDENTIAL DEVELOPMENT CHARGES							0.000
NEW COMMERCIAL DEVELOPMENT CHARGES*							0.000
USER REVENUES		400.000			2,260.000	400.000	3,060.000
DEBENTURES							0.000
OTHER							0.000
TOTAL ATTRIBUTION	0.000	400.000	0.000	0.000	2,260.000	400.000	3,060.000
<p>Under the Council approved Development Charge By-law #16-2013, the Region approved full Commercial and Institutional Development Charges, effective July 1, 2013. As well, the Region approved full Industrial Development Charge which is being phased in by July 1, 2016. Any shortfall in the Commercial, Institutional or Industrial Development Charge Reserve Funding financing will be funded from user revenues.</p>							

NEED/EXPLANATION OF PROJECT

REGION OF DURHAM, 2017 CAPITAL BUDGET PROJECT DETAIL

SANITARY SEWERAGE SYSTEM

PROJECT LOCATION & DESCRIPTION
<p>ITEM NO. 12</p> <p><u>REGIONAL ROAD PROGRAM</u></p> <p>Highway 12 (Brock St.) from Manning Rd. to Rossland Rd., Whitby</p> <p>Project No.: R1523</p>
RELATED PROJECTS
<p>2017 Water Supply Capital Budget Item No.: 16</p> <p><i>Town of Whitby</i></p> 

BUDGET PROVISION AND COST ATTRIBUTION (\$000's)

	Budget Prior to 2017	2017 CAPITAL BUDGET	Four Year Forecast				TOTAL
			2018	2019	2020	2021	
EXPENDITURES:							
ENVIRONMENTAL ASSESSMENT							0.000
ENGINEERING		30.000		10.000			40.000
LAND ACQUISITION							0.000
UTILITY RELOCATION							0.000
CONSTRUCTION				250.000			250.000
CONTINGENCY							0.000
OTHER							0.000
TOTAL EXPENDITURES	0.000	30.000	0.000	260.000	0.000	0.000	290.000
ATTRIBUTION:							
SUBSIDY/GRANTS							0.000
NEW RESIDENTIAL DEVELOPMENT CHARGES							0.000
NEW COMMERCIAL DEVELOPMENT CHARGES*							0.000
USER REVENUES		30.000		260.000			290.000
DEBENTURES							0.000
OTHER							0.000
TOTAL ATTRIBUTION	0.000	30.000	0.000	260.000	0.000	0.000	290.000

Under the Council approved Development Charge By-law #16-2013, the Region approved full Commercial and Institutional Development Charges, effective July 1, 2013. As well, the Region approved full Industrial Development Charge which is being phased in by July 1, 2016. Any shortfall in the Commercial, Institutional or Industrial Development Charge Reserve Funding financing will be funded from user revenues.

NEED/EXPLANATION OF PROJECT

REGION OF DURHAM, 2017 CAPITAL BUDGET PROJECT DETAIL

SANITARY SEWERAGE SYSTEM

PROJECT LOCATION & DESCRIPTION
<p>ITEM NO. 14A</p> <p>Area Municipality Road Programs CITY OF PICKERING ROAD PROGRAM (0 Projects)</p> <p>Refer to Construction of Municipal Services summary for list of streets Project No.: -</p>
<p>2017 Water Supply Capital Budget Item No. 18A</p>
<p>No Works proposed in 2017</p>

BUDGET PROVISION AND COST ATTRIBUTION (\$000's)

	Budget Prior to 2017	2017 CAPITAL BUDGET	Four Year Forecast				TOTAL
			2018	2019	2020	2021	
EXPENDITURES:							
ENVIRONMENTAL ASSESSMENT							0.000
ENGINEERING			40.000	40.000	40.000	40.000	160.000
LAND ACQUISITION							0.000
UTILITY RELOCATION							0.000
CONSTRUCTION			195.000	195.000	195.000	195.000	780.000
CONTINGENCY							0.000
OTHER							0.000
TOTAL EXPENDITURES	0.000	0.000	235.000	235.000	235.000	235.000	940.000
ATTRIBUTION:							
SUBSIDY/GRANTS							0.000
NEW RESIDENTIAL DEVELOPMENT CHARGES							0.000
NEW COMMERCIAL DEVELOPMENT CHARGES*							0.000
USER REVENUES			235.000	235.000	235.000	235.000	940.000
DEBENTURES							0.000
OTHER							0.000
TOTAL ATTRIBUTION	0.000	0.000	235.000	235.000	235.000	235.000	940.000

Under the Council approved Development Charge By-law #16-2013, the Region approved full Commercial and Institutional Development Charges, effective July 1, 2013. As well, the Region approved full Industrial Development Charge which is being phased in by July 1, 2016. Any shortfall in the Commercial, Institutional or Industrial Development Charge Reserve Funding financing will be funded from user revenues.

NEED/EXPLANATION OF PROJECT

Replacement of deficient sanitary sewers and/or construction of new works in conjunction with road reconstruction proposed by the City of Pickering.

PROJECT LOCATION & DESCRIPTION
<p>ITEM NO. 14B</p> <p><u>Area Municipality Road Programs</u> TOWN OF AJAX ROAD PROGRAM (4 Projects)</p> <p>Refer to Construction of Municipal Services summary for list of streets Project No.: A1799</p>
<p>2017 Water Supply Capital Budget Item No. 18B</p>

BUDGET PROVISION AND COST ATTRIBUTION (\$000's)

	Budget Prior to 2017	2017 CAPITAL BUDGET	Four Year Forecast				TOTAL
			2018	2019	2020	2021	
EXPENDITURES:							
ENVIRONMENTAL ASSESSMENT							0.000
ENGINEERING		60.000	45.000	40.000	40.000	40.000	225.000
LAND ACQUISITION							0.000
UTILITY RELOCATION							0.000
CONSTRUCTION			340.000	325.000	325.000	325.000	1,315.000
CONTINGENCY							0.000
OTHER							0.000
TOTAL EXPENDITURES	0.000	60.000	385.000	365.000	365.000	365.000	1,540.000
ATTRIBUTION:							
SUBSIDY/GRANTS							0.000
NEW RESIDENTIAL DEVELOPMENT CHARGES							0.000
NEW COMMERCIAL DEVELOPMENT CHARGES*							0.000
USER REVENUES		60.000	385.000	365.000	365.000	365.000	1,540.000
DEBENTURES							0.000
OTHER							0.000
TOTAL ATTRIBUTION	0.000	60.000	385.000	365.000	365.000	365.000	1,540.000

Under the Council approved Development Charge By-law #16-2013, the Region approved full Commercial and Institutional Development Charges, effective July 1, 2013. As well, the Region approved full Industrial Development Charge which is being phased in by July 1, 2016. Any shortfall in the Commercial, Institutional or Industrial Development Charge Reserve Funding financing will be funded from user revenues.

NEED/EXPLANATION OF PROJECT

Replacement of deficient sanitary sewers and/or construction of new works in conjunction with road reconstruction proposed by the Town of Ajax

PROJECT LOCATION & DESCRIPTION
<p>ITEM NO. 14C</p> <p>Area Municipality Road Programs TOWN OF WHITBY ROAD PROGRAM (6 Projects)</p> <p>Refer to Construction of Municipal Services summary for list of streets Project No.: W1799</p>
<p>2017 Water Supply Capital Budget Item No. 18C</p>

BUDGET PROVISION AND COST ATTRIBUTION (\$000's)							
	Budget Prior to 2017	2017 CAPITAL BUDGET	Four Year Forecast				TOTAL
			2018	2019	2020	2021	
EXPENDITURES:							
ENVIRONMENTAL ASSESSMENT							0.000
ENGINEERING		190.000	150.000	70.000	70.000	70.000	550.000
LAND ACQUISITION							0.000
UTILITY RELOCATION							0.000
CONSTRUCTION		1,260.000	930.000	530.000	530.000	530.000	3,780.000
CONTINGENCY							0.000
OTHER							0.000
TOTAL EXPENDITURES	0.000	1,450.000	1,080.000	600.000	600.000	600.000	4,330.000
ATTRIBUTION:							
SUBSIDY/GRANTS		1,050.000					1,050.000
NEW RESIDENTIAL DEVELOPMENT CHARGES							0.000
NEW COMMERCIAL DEVELOPMENT CHARGES*							0.000
USER REVENUES		400.000	1,080.000	600.000	600.000	600.000	3,280.000
DEBENTURES							0.000
OTHER							0.000
TOTAL ATTRIBUTION	0.000	1,450.000	1,080.000	600.000	600.000	600.000	4,330.000
<p>Under the Council approved Development Charge By-law #16-2013, the Region approved full Commercial and Institutional Development Charges, effective July 1, 2013. As well, the Region approved full Industrial Development Charge which is being phased in by July 1, 2016. Any shortfall in the Commercial, Institutional or Industrial Development Charge Reserve Funding financing will be funded from user revenues.</p>							

NEED/EXPLANATION OF PROJECT
<p>Replacement of deficient sanitary sewer and/or construction of new works in conjunction with road reconstruction proposed by the Town of Whitby.</p>

PROJECT LOCATION & DESCRIPTION
<p>ITEM NO. 14D</p> <p>Area Municipality Road Programs CITY OF OSHAWA ROAD PROGRAM (4 Projects)</p> <p>Refer to Construction of Municipal Services summary for list of streets Project No.: O1799</p>
<p>2017 Water Supply Capital Budget Item No. 18D</p>

BUDGET PROVISION AND COST ATTRIBUTION (\$000's)							
	Budget Prior to 2017	2017 CAPITAL BUDGET	Four Year Forecast				TOTAL
			2018	2019	2020	2021	
EXPENDITURES:							
ENVIRONMENTAL ASSESSMENT							0.000
ENGINEERING		75.000	152.000	152.000	152.000	152.000	683.000
LAND ACQUISITION							0.000
UTILITY RELOCATION							0.000
CONSTRUCTION		225.000	948.000	948.000	948.000	948.000	4,017.000
CONTINGENCY							0.000
OTHER							0.000
TOTAL EXPENDITURES	0.000	300.000	1,100.000	1,100.000	1,100.000	1,100.000	4,700.000
ATTRIBUTION:							
SUBSIDY/GRANTS							0.000
NEW RESIDENTIAL DEVELOPMENT CHARGES							0.000
NEW COMMERCIAL DEVELOPMENT CHARGES*							0.000
USER REVENUES		300.000	1,100.000	1,100.000	1,100.000	1,100.000	4,700.000
DEBENTURES							0.000
OTHER							0.000
TOTAL ATTRIBUTION	0.000	300.000	1,100.000	1,100.000	1,100.000	1,100.000	4,700.000

Under the Council approved Development Charge By-law #16-2013, the Region approved full Commercial and Institutional Development Charges, effective July 1, 2013. As well, the Region approved full Industrial Development Charge which is being phased in by July 1, 2016. Any shortfall in the Commercial, Institutional or Industrial Development Charge Reserve Funding financing will be funded from user revenues.

NEED/EXPLANATION OF PROJECT
<p>Replacement of deficient sanitary sewer and/or construction of new works in conjunction with road reconstruction proposed by the City of Oshawa.</p>

REGION OF DURHAM, 2017 CAPITAL BUDGET PROJECT DETAIL

SANITARY SEWERAGE SYSTEM

PROJECT LOCATION & DESCRIPTION
<p>ITEM NO. 14E</p> <p>Area Municipality Road Programs MUNICIPALITY OF CLARINGTON ROAD PROGRAM (2 Projects)</p> <p>Refer to Construction of Municipal Services summary for list of streets Project No.: C1799</p>
<p>2017 Sanitary Sewerage Capital Budget Item No. 18E</p>

BUDGET PROVISION AND COST ATTRIBUTION (\$000's)

	Budget Prior to 2017	2017 CAPITAL BUDGET	Four Year Forecast				TOTAL
			2018	2019	2020	2021	
EXPENDITURES:							
ENVIRONMENTAL ASSESSMENT							0.000
ENGINEERING		70.000	40.000	40.000	40.000	40.000	230.000
LAND ACQUISITION							0.000
UTILITY RELOCATION							0.000
CONSTRUCTION			260.000	260.000	260.000	260.000	1,040.000
CONTINGENCY							0.000
OTHER							0.000
TOTAL EXPENDITURES	0.000	70.000	300.000	300.000	300.000	300.000	1,270.000
ATTRIBUTION:							
SUBSIDY/GRANTS							0.000
NEW RESIDENTIAL DEVELOPMENT CHARGES							0.000
NEW COMMERCIAL DEVELOPMENT CHARGES*							0.000
USER REVENUES		70.000	300.000	300.000	300.000	300.000	1,270.000
DEBENTURES							0.000
OTHER							0.000
TOTAL ATTRIBUTION	0.000	70.000	300.000	300.000	300.000	300.000	1,270.000

Under the Council approved Development Charge By-law #16-2013, the Region approved full Commercial and Institutional Development Charges, effective July 1, 2013. As well, the Region approved full Industrial Development Charge which is being phased in by July 1, 2016. Any shortfall in the Commercial, Institutional or Industrial Development Charge Reserve Funding financing will be funded from user revenues.

NEED/EXPLANATION OF PROJECT

Replacement of deficient sanitary sewer and/or construction of new works in conjunction with road reconstruction proposed by the Municipality of Clarington.

REGION OF DURHAM, 2017 CAPITAL BUDGET PROJECT DETAIL

SANITARY SEWERAGE SYSTEM

PROJECT LOCATION & DESCRIPTION
<p>ITEM NO. 14F</p> <p>Area Municipality Road Programs TOWNSHIP OF SCUGOG ROAD PROGRAM (0 Projects)</p> <p>Refer to Construction of Municipal Services summary for list of streets Project No.: -</p>
<p>2017 Water Supply Capital Budget Item No. 18F</p>
<p>No Works proposed in 2017</p>

BUDGET PROVISION AND COST ATTRIBUTION (\$000's)

	Budget Prior to 2017	2017 CAPITAL BUDGET	Four Year Forecast				TOTAL
			2018	2019	2020	2021	
EXPENDITURES:							
ENVIRONMENTAL ASSESSMENT							0.000
ENGINEERING			10.000	10.000	10.000	10.000	40.000
LAND ACQUISITION							0.000
UTILITY RELOCATION							0.000
CONSTRUCTION			65.000	65.000	65.000	65.000	260.000
CONTINGENCY							0.000
OTHER							0.000
TOTAL EXPENDITURES	0.000	0.000	75.000	75.000	75.000	75.000	300.000
ATTRIBUTION:							
SUBSIDY/GRANTS							0.000
NEW RESIDENTIAL DEVELOPMENT CHARGES							0.000
NEW COMMERCIAL DEVELOPMENT CHARGES*							0.000
USER REVENUES			75.000	75.000	75.000	75.000	300.000
DEBENTURES							0.000
OTHER							0.000
TOTAL ATTRIBUTION	0.000	0.000	75.000	75.000	75.000	75.000	300.000

Under the Council approved Development Charge By-law #16-2013, the Region approved full Commercial and Institutional Development Charges, effective July 1, 2013. As well, the Region approved full Industrial Development Charge which is being phased in by July 1, 2016. Any shortfall in the Commercial, Institutional or Industrial Development Charge Reserve Funding financing will be funded from user revenues.

NEED/EXPLANATION OF PROJECT

Replacement of deficient sanitary sewer and/or construction of new works in conjunction with road reconstruction proposed by the Township of Scugog.

REGION OF DURHAM, 2017 CAPITAL BUDGET PROJECT DETAIL

SANITARY SEWERAGE SYSTEM

PROJECT LOCATION & DESCRIPTION
<p>ITEM NO. 14G</p> <p>Area Municipality Road Programs TOWNSHIP OF UXBRIDGE ROAD PROGRAM (0 Projects)</p> <p>Refer to Construction of Municipal Services summary for list of streets Project No.: -</p>
<p>2017 Water Supply Capital Budget Item No. 18G</p>
<p>No Works proposed in 2017</p>

BUDGET PROVISION AND COST ATTRIBUTION (\$000's)							
	Budget Prior to 2017	2017 CAPITAL BUDGET	Four Year Forecast				TOTAL
			2018	2019	2020	2021	
EXPENDITURES:							
ENVIRONMENTAL ASSESSMENT							0.000
ENGINEERING			50.000	50.000	50.000	50.000	200.000
LAND ACQUISITION							0.000
UTILITY RELOCATION							0.000
CONSTRUCTION			290.000	290.000	290.000	290.000	1,160.000
CONTINGENCY							0.000
OTHER							0.000
TOTAL EXPENDITURES	0.000	0.000	340.000	340.000	340.000	340.000	1,360.000
ATTRIBUTION:							
SUBSIDY/GRANTS							0.000
NEW RESIDENTIAL DEVELOPMENT CHARGES							0.000
NEW COMMERCIAL DEVELOPMENT CHARGES*							0.000
USER REVENUES			340.000	340.000	340.000	340.000	1,360.000
DEBENTURES							0.000
OTHER							0.000
TOTAL ATTRIBUTION	0.000	0.000	340.000	340.000	340.000	340.000	1,360.000
Under the Council approved Development Charge By-law #16-2013, the Region approved full Commercial and Institutional Development Charges, effective July 1, 2013. As well, the Region approved full Industrial Development Charge which is being phased in by July 1, 2016. Any shortfall in the Commercial, Institutional or Industrial Development Charge Reserve Funding financing will be funded from user revenues.							

NEED/EXPLANATION OF PROJECT
<p>Replacement of deficient sanitary sewer and/or construction of new works in conjunction with road reconstruction proposed by the Township of Uxbridge.</p>

PROJECT LOCATION & DESCRIPTION
<p>ITEM NO. 14H</p> <p>Area Municipality Road Programs TOWNSHIP OF BROCK ROAD PROGRAM (0 Projects)</p> <p>Refer to Construction of Municipal Services summary for list of streets Project No.: -</p>
<p>2017 Water Supply Capital Budget Item No. 18H</p>
<p>No Works proposed in 2017</p>

BUDGET PROVISION AND COST ATTRIBUTION (\$000's)							
	Budget Prior to 2017	2017 CAPITAL BUDGET	Four Year Forecast				TOTAL
			2018	2019	2020	2021	
EXPENDITURES:							
ENVIRONMENTAL ASSESSMENT							0.000
ENGINEERING			20.000	20.000	20.000	20.000	80.000
LAND ACQUISITION							0.000
UTILITY RELOCATION							0.000
CONSTRUCTION			100.000	100.000	100.000	100.000	400.000
CONTINGENCY							0.000
OTHER							0.000
TOTAL EXPENDITURES	0.000	0.000	120.000	120.000	120.000	120.000	480.000
ATTRIBUTION:							
SUBSIDY/GRANTS							0.000
NEW RESIDENTIAL DEVELOPMENT CHARGES							0.000
NEW COMMERCIAL DEVELOPMENT CHARGES*							0.000
USER REVENUES			120.000	120.000	120.000	120.000	480.000
DEBENTURES							0.000
OTHER							0.000
TOTAL ATTRIBUTION	0.000	0.000	120.000	120.000	120.000	120.000	480.000
Under the Council approved Development Charge By-law #16-2013, the Region approved full Commercial and Institutional Development Charges, effective July 1, 2013. As well, the Region approved full Industrial Development Charge which is being phased in by July 1, 2016. Any shortfall in the Commercial, Institutional or Industrial Development Charge Reserve Funding financing will be funded from user revenues.							

NEED/EXPLANATION OF PROJECT
<p>Replacement of deficient sanitary sewer and/or construction of new works in conjunction with road reconstruction proposed by the Township of Brock.</p>

PROJECT LOCATION & DESCRIPTION
<p>ITEM NO. 14i</p> <p>Area Municipality Road Programs ALLOWANCE FOR UNKINOWN REQUIREMENTS IN CONJUNCTION WITH AREA MUNICIPALITY ROAD PROGRAMS Refer to Construction of Municipal Services summary for list of streets Project No.: M1703</p>
<p>2017 Water Supply Capital Budget Item No. 18i</p>

BUDGET PROVISION AND COST ATTRIBUTION (\$000's)

	Budget Prior to 2017	2017 CAPITAL BUDGET	Four Year Forecast				TOTAL
			2018	2019	2020	2021	
EXPENDITURES:							
ENVIRONMENTAL ASSESSMENT							0.000
ENGINEERING		30.000	16.000	16.000	16.000	16.000	94.000
LAND ACQUISITION							0.000
UTILITY RELOCATION							0.000
CONSTRUCTION		211.420	84.000	84.000	84.000	84.000	547.420
CONTINGENCY							0.000
OTHER							0.000
TOTAL EXPENDITURES	0.000	241.420	100.000	100.000	100.000	100.000	641.420
ATTRIBUTION:							
SUBSIDY/GRANTS							0.000
NEW RESIDENTIAL DEVELOPMENT CHARGES							0.000
NEW COMMERCIAL DEVELOPMENT CHARGES*							0.000
USER REVENUES		241.420	100.000	100.000	100.000	100.000	641.420
DEBENTURES							0.000
OTHER							0.000
TOTAL ATTRIBUTION	0.000	241.420	100.000	100.000	100.000	100.000	641.420

Under the Council approved Development Charge By-law #16-2013, the Region approved full Commercial and Institutional Development Charges, effective July 1, 2013. As well, the Region approved full Industrial Development Charge which is being phased in by July 1, 2016. Any shortfall in the Commercial, Institutional or Industrial Development Charge Reserve Funding financing will be funded from user revenues.

NEED/EXPLANATION OF PROJECT

This allowance is to provide for unanticipated sanitary sewer works in conjunction with area municipality road programs in various locations (Items 14A to 14H)

REGION OF DURHAM, 2017 CAPITAL BUDGET PROJECT DETAIL

SANITARY SEWERAGE SYSTEM

PROJECT LOCATION & DESCRIPTION
<p>ITEM NO. 16</p> <p><u>BETTERMENTS/ REPLACEMENTS</u></p> <p>Works to rectify identified system deficiencies independent of road programs in various locations</p> <p>Project No.: M1799</p>
RELATED PROJECTS

BUDGET PROVISION AND COST ATTRIBUTION (\$000's)

	Budget Prior to 2017	2017 CAPITAL BUDGET	Four Year Forecast				TOTAL
			2018	2019	2020	2021	
EXPENDITURES:							
ENVIRONMENTAL ASSESSMENT							0.000
ENGINEERING		100.000	110.000	110.000	110.000	110.000	540.000
LAND ACQUISITION							0.000
UTILITY RELOCATION							0.000
CONSTRUCTION		522.600	540.000	540.000	540.000	540.000	2,682.600
CONTINGENCY							0.000
OTHER							0.000
TOTAL EXPENDITURES	0.000	622.600	650.000	650.000	650.000	650.000	3,222.600
ATTRIBUTION:							
SUBSIDY/GRANTS							0.000
NEW RESIDENTIAL DEVELOPMENT CHARGES							0.000
NEW COMMERCIAL DEVELOPMENT CHARGES*							0.000
USER REVENUES		622.600	650.000	650.000	650.000	650.000	3,222.600
DEBENTURES							0.000
OTHER							0.000
TOTAL ATTRIBUTION	0.000	622.600	650.000	650.000	650.000	650.000	3,222.600

Under the Council approved Development Charge By-law #16-2013, the Region approved full Commercial and Institutional Development Charges, effective July 1, 2013. As well, the Region approved full Industrial Development Charge which is being phased in by July 1, 2016. Any shortfall in the Commercial, Institutional or Industrial Development Charge Reserve Funding financing will be funded from user revenues.

NEED/EXPLANATION OF PROJECT

REGION OF DURHAM, 2017 CAPITAL BUDGET PROJECT DETAIL

SANITARY SEWERAGE SYSTEM

PROJECT LOCATION & DESCRIPTION
<p>ITEM NO. 17</p> <p><u>BETTERMENTS/ REPLACEMENTS</u></p> <p>YDSS - Rehabilitation of the trunk sanitary sewer from the intersection of Valley Farm Rd. & Finch Ave. to the Duffin Creek Water Pollution Control Plant splitting chamber Project No.: Y1501</p>
RELATED PROJECTS

BUDGET PROVISION AND COST ATTRIBUTION (\$000's)							
	Budget Prior to 2017	2017 CAPITAL BUDGET	Four Year Forecast				TOTAL
			2018	2019	2020	2021	
EXPENDITURES:							
ENVIRONMENTAL ASSESSMENT							0.000
ENGINEERING	637.600	400.000		120.000			1,157.600
LAND ACQUISITION							0.000
UTILITY RELOCATION							0.000
CONSTRUCTION		300.000	600.000	5,280.000			6,180.000
CONTINGENCY							0.000
OTHER							0.000
TOTAL EXPENDITURES	637.600	700.000	600.000	5,400.000	0.000	0.000	7,337.600
ATTRIBUTION:							
SUBSIDY/GRANTS							0.000
NEW RESIDENTIAL DEVELOPMENT CHARGES							0.000
NEW COMMERCIAL DEVELOPMENT CHARGES*							0.000
USER REVENUES	10.000	140.000	120.000	1,080.000			1,350.000
OTHER	627.600	560.000	480.000	4,320.000			5,987.600
AMRF							0.000
TOTAL ATTRIBUTION	637.600	700.000	600.000	5,400.000	0.000	0.000	7,337.600
<p>Under the Council approved Development Charge By-law #16-2013, the Region approved full Commercial and Institutional Development Charges, effective July 1, 2013. As well, the Region approved full Industrial Development Charge which is being phased in by July 1, 2016. Any shortfall in the Commercial, Institutional or Industrial Development Charge Reserve Funding financing will be funded from user revenues.</p>							

NEED/EXPLANATION OF PROJECT
<p>Cost sharing with York Region.</p>

REGION OF DURHAM, 2017 CAPITAL BUDGET PROJECT DETAIL

SANITARY SEWERAGE SYSTEM

PROJECT LOCATION & DESCRIPTION
<p>ITEM NO.: 24</p> <p><u>BETTERMENTS/ REPLACEMENTS</u></p> <p>Replacement of sanitary sewer on Simcoe St. from Lloyd St. to John St., Oshawa</p> <p>Project No.: O1602</p>
RELATED PROJECTS
<p>2017 Sanitary Sewerage Capital Budget Item No.: 26</p>
<p><i>City of Oshawa</i></p>

BUDGET PROVISION AND COST ATTRIBUTION (\$000's)

	Budget Prior to 2017	2017 CAPITAL BUDGET	Four Year Forecast				TOTAL
			2018	2019	2020	2021	
EXPENDITURES:							
ENVIRONMENTAL ASSESSMENT							0.000
ENGINEERING	65.000						65.000
LAND ACQUISITION							0.000
UTILITY RELOCATION							0.000
CONSTRUCTION		300.000					300.000
CONTINGENCY							0.000
OTHER							0.000
TOTAL EXPENDITURES	65.000	300.000	0.000	0.000	0.000	0.000	365.000
ATTRIBUTION:							
SUBSIDY/GRANTS							0.000
NEW RESIDENTIAL DEVELOPMENT CHARGES							0.000
NEW COMMERCIAL DEVELOPMENT CHARGES*							0.000
USER REVENUES							0.000
DEBENTURES							0.000
AMRF	65.000	300.000					365.000
TOTAL ATTRIBUTION	65.000	300.000	0.000	0.000	0.000	0.000	365.000

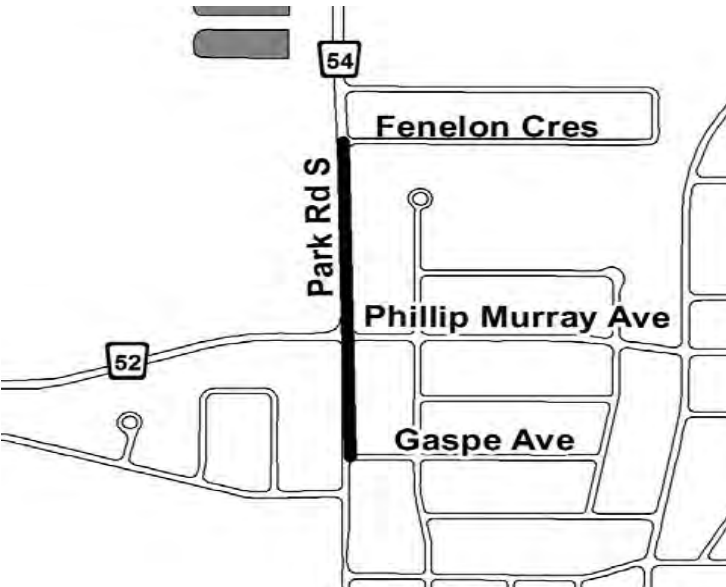
Under the Council approved Development Charge By-law #16-2013, the Region approved full Commercial and Institutional Development Charges, effective July 1, 2013. As well, the Region approved full Industrial Development Charge which is being phased in by July 1, 2016. Any shortfall in the Commercial, Institutional or Industrial Development Charge Reserve Funding financing will be funded from user revenues.

NEED/EXPLANATION OF PROJECT

Asset Management Project - Sanitary sewer has reached the end of its useful service life.

REGION OF DURHAM, 2017 CAPITAL BUDGET PROJECT DETAIL

SANITARY SEWERAGE SYSTEM

PROJECT LOCATION & DESCRIPTION
<p>ITEM NO. 27</p> <p><u>BETTERMENTS/ REPLACEMENTS</u></p> <p>Replacement of sanitary sewer on RR 54 (Park Rd. S.) from Fenelon Cres. to Gaspé Ave., Oshawa</p> <p>Project No.: O1506</p>
RELATED PROJECTS
<p>2015 Sanitary Sewerage Capital Budget Item No.: 30</p>
<p><i>City of Oshawa</i></p> 

BUDGET PROVISION AND COST ATTRIBUTION (\$000's)

	Budget Prior to 2017	2017 CAPITAL BUDGET	Four Year Forecast				TOTAL
			2018	2019	2020	2021	
EXPENDITURES:							
ENVIRONMENTAL ASSESSMENT							0.000
ENGINEERING	160.000	65.000					225.000
LAND ACQUISITION							0.000
UTILITY RELOCATION							0.000
CONSTRUCTION		1,435.000					1,435.000
CONTINGENCY							0.000
OTHER							0.000
TOTAL EXPENDITURES	160.000	1,500.000	0.000	0.000	0.000	0.000	1,660.000
ATTRIBUTION:							
SUBSIDY/GRANTS							0.000
NEW RESIDENTIAL DEVELOPMENT CHARGES							0.000
NEW COMMERCIAL DEVELOPMENT CHARGES*							0.000
USER REVENUES							0.000
DEBENTURES							0.000
AMRF	160.000	1,500.000					1,660.000
TOTAL ATTRIBUTION	160.000	1,500.000	0.000	0.000	0.000	0.000	1,660.000

Under the Council approved Development Charge By-law #16-2013, the Region approved full Commercial and Institutional Development Charges, effective July 1, 2013. As well, the Region approved full Industrial Development Charge which is being phased in by July 1, 2016. Any shortfall in the Commercial, Institutional or Industrial Development Charge Reserve Funding financing will be funded from user revenues.

NEED/EXPLANATION OF PROJECT

Asset Management Project - Sanitary sewer has reached the end of its useful service life.

PROJECT LOCATION & DESCRIPTION
<p>ITEM NO. 30</p> <p><u>BETTERMENTS/ REPLACEMENTS</u></p> <p>Replacement of sanitary sewer on Oxford St. from Stone St. to Dwight Ave., Oshawa</p> <p>Project No.: O1702</p>
RELATED PROJECTS
<p><i>City of Oshawa</i></p> 

BUDGET PROVISION AND COST ATTRIBUTION (\$000's)

	Budget Prior to 2017	2017 CAPITAL BUDGET	Four Year Forecast				TOTAL
			2018	2019	2020	2021	
EXPENDITURES:							
ENVIRONMENTAL ASSESSMENT							0.000
ENGINEERING		30.000					30.000
LAND ACQUISITION							0.000
UTILITY RELOCATION							0.000
CONSTRUCTION		190.000					190.000
CONTINGENCY							0.000
OTHER							0.000
TOTAL EXPENDITURES	0.000	220.000	0.000	0.000	0.000	0.000	220.000
ATTRIBUTION:							
SUBSIDY/GRANTS							0.000
NEW RESIDENTIAL DEVELOPMENT CHARGES							0.000
NEW COMMERCIAL DEVELOPMENT CHARGES*							0.000
USER REVENUES							0.000
DEBENTURES							0.000
AMRF		220.000					220.000
TOTAL ATTRIBUTION	0.000	220.000	0.000	0.000	0.000	0.000	220.000

Under the Council approved Development Charge By-law #16-2013, the Region approved full Commercial and Institutional Development Charges, effective July 1, 2013. As well, the Region approved full Industrial Development Charge which is being phased in by July 1, 2016. Any shortfall in the Commercial, Institutional or Industrial Development Charge Reserve Funding financing will be funded from user revenues.

NEED/EXPLANATION OF PROJECT

Asset Management Project - Sanitary sewer has reached the end of its useful service life.

PROJECT LOCATION & DESCRIPTION
<p>ITEM NO. 33</p> <p><u>BETTERMENTS/ REPLACEMENTS</u></p> <p>Replacement of sanitary sewer on King St. from Lambert St. to St. George St., Bowmanville</p> <p>Project No.: C1701</p>
RELATED PROJECTS
<p><i>Municipality of Clarington (Bowmanville)</i></p>

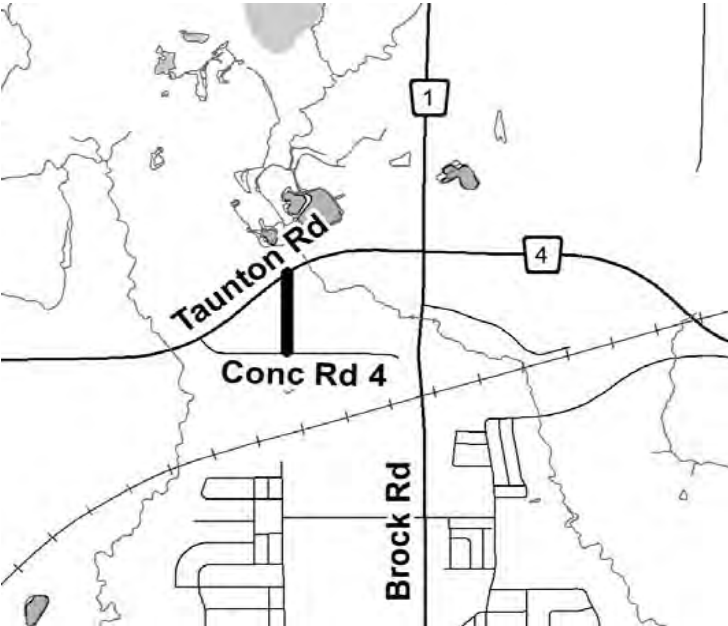
BUDGET PROVISION AND COST ATTRIBUTION (\$000's)

	Budget Prior to 2017	2017 CAPITAL BUDGET	Four Year Forecast				TOTAL
			2018	2019	2020	2021	
EXPENDITURES:							
ENVIRONMENTAL ASSESSMENT							0.000
ENGINEERING		22.000					22.000
LAND ACQUISITION							0.000
UTILITY RELOCATION							0.000
CONSTRUCTION		138.000					138.000
CONTINGENCY							0.000
OTHER							0.000
TOTAL EXPENDITURES	0.000	160.000	0.000	0.000	0.000	0.000	160.000
ATTRIBUTION:							
SUBSIDY/GRANTS							0.000
NEW RESIDENTIAL DEVELOPMENT CHARGES							0.000
NEW COMMERCIAL DEVELOPMENT CHARGES*							0.000
USER REVENUES							0.000
DEBENTURES							0.000
AMRF		160.000					160.000
TOTAL ATTRIBUTION	0.000	160.000	0.000	0.000	0.000	0.000	160.000

Under the Council approved Development Charge By-law #16-2013, the Region approved full Commercial and Institutional Development Charges, effective July 1, 2013. As well, the Region approved full Industrial Development Charge which is being phased in by July 1, 2016. Any shortfall in the Commercial, Institutional or Industrial Development Charge Reserve Funding financing will be funded from user revenues.

NEED/EXPLANATION OF PROJECT

Asset Management Project - Sanitary sewer has reached the end of its useful service life.

PROJECT LOCATION & DESCRIPTION
<p>ITEM NO. 36</p> <p><u>SYSTEM EXPANSION</u></p> <p>Central Duffin Collector (CDC) trunk sanitary sewer from Concession Rd. 4 to Taunton Rd., Pickering</p> <p>Project No.: D1707</p>
RELATED PROJECTS
<p><i>City of Pickering</i></p> 

BUDGET PROVISION AND COST ATTRIBUTION (\$000's)

	Budget Prior to 2017	2017 CAPITAL BUDGET	Four Year Forecast				TOTAL
			2018	2019	2020	2021	
EXPENDITURES:							
ENVIRONMENTAL ASSESSMENT							0.000
ENGINEERING		200.000	100.000				300.000
LAND ACQUISITION							0.000
UTILITY RELOCATION							0.000
CONSTRUCTION			1,700.000				1,700.000
CONTINGENCY							0.000
OTHER							0.000
TOTAL EXPENDITURES	0.000	200.000	1,800.000	0.000	0.000	0.000	2,000.000
ATTRIBUTION:							
SUBSIDY/GRANTS							0.000
NEW RESIDENTIAL DEVELOPMENT CHARGES							0.000
NEW COMMERCIAL DEVELOPMENT CHARGES*							0.000
USER REVENUES		33.400	300.600				334.000
DEBENTURES							0.000
OTHER		166.600	1,499.400				1,666.000
TOTAL ATTRIBUTION	0.000	200.000	1,800.000	0.000	0.000	0.000	2,000.000

Under the Council approved Development Charge By-law #16-2013, the Region approved full Commercial and Institutional Development Charges, effective July 1, 2013. As well, the Region approved full Industrial Development Charge which is being phased in by July 1, 2016. Any shortfall in the Commercial, Institutional or Industrial Development Charge Reserve Funding financing will be funded from user revenues.

NEED/EXPLANATION OF PROJECT

REGION OF DURHAM, 2017 CAPITAL BUDGET PROJECT DETAIL

SANITARY SEWERAGE SYSTEM

PROJECT LOCATION & DESCRIPTION
<p>ITEM NO. 37</p> <p><u>SYSTEM EXPANSION</u></p> <p>Central Duffin Collector (CDC) Brock Rd. trunk sanitary sewer - Taunton Rd. to South of the employment lands</p> <p>Project No.: D1708</p>
RELATED PROJECTS
<p><i>City of Pickering</i></p>

BUDGET PROVISION AND COST ATTRIBUTION (\$000's)							
	Budget Prior to 2017	2017 CAPITAL BUDGET	Four Year Forecast				TOTAL
			2018	2019	2020	2021	
EXPENDITURES:							
ENVIRONMENTAL ASSESSMENT							0.000
ENGINEERING		1,000.000	500.000				1,500.000
LAND ACQUISITION							0.000
UTILITY RELOCATION							0.000
CONSTRUCTION			9,100.000				9,100.000
CONTINGENCY							0.000
OTHER							0.000
TOTAL EXPENDITURES	0.000	1,000.000	9,600.000	0.000	0.000	0.000	10,600.000
ATTRIBUTION:							
SUBSIDY/GRANTS							0.000
NEW RESIDENTIAL DEVELOPMENT CHARGES							0.000
NEW COMMERCIAL DEVELOPMENT CHARGES*							0.000
USER REVENUES		344.000	3,302.400				3,646.400
DEBENTURES							0.000
OTHER		656.000	6,297.600				6,953.600
TOTAL ATTRIBUTION	0.000	1,000.000	9,600.000	0.000	0.000	0.000	10,600.000
<p>Under the Council approved Development Charge By-law #16-2013, the Region approved full Commercial and Institutional Development Charges, effective July 1, 2013. As well, the Region approved full Industrial Development Charge which is being phased in by July 1, 2016. Any shortfall in the Commercial, Institutional or Industrial Development Charge Reserve Funding financing will be funded from user revenues.</p>							

NEED/EXPLANATION OF PROJECT

REGION OF DURHAM, 2017 CAPITAL BUDGET PROJECT DETAIL

SANITARY SEWERAGE SYSTEM

PROJECT LOCATION & DESCRIPTION
<p>ITEM NO.: 55</p> <p><u>SYSTEM EXPANSION</u></p> <p>Courtice Trunk Sanitary Sewer Phase 7 - on Greenhill Dr. from Grandview St. to Harmony Rd. and Harmony Rd. from future Greenhill Dr. to Conlin Rd., Oshawa Project No.: D1709</p>
RELATED PROJECTS
<p><i>City of Oshawa</i></p>

BUDGET PROVISION AND COST ATTRIBUTION (\$000's)							
	Budget Prior to 2017	2017 CAPITAL BUDGET	Four Year Forecast				TOTAL
			2018	2019	2020	2021	
EXPENDITURES:							
ENVIRONMENTAL ASSESSMENT							0.000
ENGINEERING		980.000					980.000
LAND ACQUISITION							0.000
UTILITY RELOCATION							0.000
CONSTRUCTION		4,020.000	1,400.000				5,420.000
CONTINGENCY							0.000
OTHER							0.000
TOTAL EXPENDITURES	0.000	5,000.000	1,400.000	0.000	0.000	0.000	6,400.000
ATTRIBUTION:							
SUBSIDY/GRANTS							0.000
NEW RESIDENTIAL DEVELOPMENT CHARGES		3,715.000	1,040.200				4,755.200
NEW COMMERCIAL DEVELOPMENT CHARGES*		290.000	81.200				371.200
USER REVENUES		995.000	278.600				1,273.600
DEBENTURES							0.000
AMRF							0.000
TOTAL ATTRIBUTION	0.000	5,000.000	1,400.000	0.000	0.000	0.000	6,400.000
<p>Under the Council approved Development Charge By-law #16-2013, the Region approved full Commercial and Institutional Development Charges, effective July 1, 2013. As well, the Region approved full Industrial Development Charge which is being phased in by July 1, 2016. Any shortfall in the Commercial, Institutional or Industrial Development Charge Reserve Funding financing will be funded from user revenues.</p>							

NEED/EXPLANATION OF PROJECT
<p>Required to service new development.</p>

PROJECT LOCATION & DESCRIPTION
<p>ITEM NO. 64</p> <p><u>SYSTEM EXPANSION</u></p> <p>Foster Creek Trunk Sanitary Sewer on North St. from Wilmot St. to north of CPR., Newcastle</p> <p>Project No.: D1616</p>
RELATED PROJECTS
<p>2016 Sanitary Sewerage Capital Budget Item No. 69</p>
<p><i>Municipality of Clarington (Newcastle)</i></p>

BUDGET PROVISION AND COST ATTRIBUTION (\$000's)

	Budget Prior to 2017	2017 CAPITAL BUDGET	Four Year Forecast				TOTAL
			2018	2019	2020	2021	
EXPENDITURES:							
ENVIRONMENTAL ASSESSMENT							0.000
ENGINEERING	100.000	70.000					170.000
LAND ACQUISITION							0.000
UTILITY RELOCATION							0.000
CONSTRUCTION		1,080.000					1,080.000
CONTINGENCY							0.000
OTHER							0.000
TOTAL EXPENDITURES	100.000	1,150.000	0.000	0.000	0.000	0.000	1,250.000
ATTRIBUTION:							
SUBSIDY/GRANTS							0.000
NEW RESIDENTIAL DEVELOPMENT CHARGES	74.300	854.450					928.750
NEW COMMERCIAL DEVELOPMENT CHARGES*	5.800	66.700					72.500
USER REVENUES	19.900	228.850					248.750
DEBENTURES							0.000
OTHER							0.000
TOTAL ATTRIBUTION	100.000	1,150.000	0.000	0.000	0.000	0.000	1,250.000

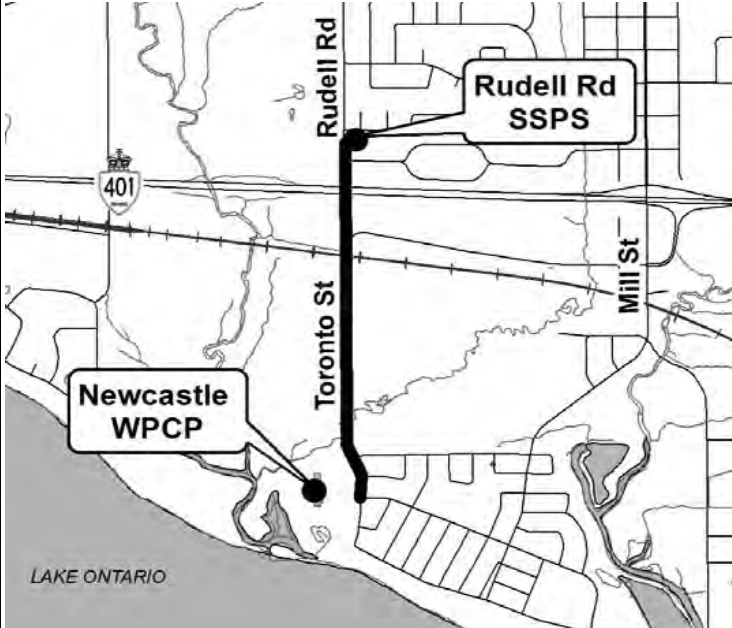
Under the Council approved Development Charge By-law #16-2013, the Region approved full Commercial and Institutional Development Charges, effective July 1, 2013. As well, the Region approved full Industrial Development Charge which is being phased in by July 1, 2016. Any shortfall in the Commercial, Institutional or Industrial Development Charge Reserve Funding financing will be funded from user revenues.

NEED/EXPLANATION OF PROJECT

Required to service new development.

REGION OF DURHAM, 2017 CAPITAL BUDGET PROJECT DETAIL

SANITARY SEWERAGE SYSTEM

PROJECT LOCATION & DESCRIPTION
<p>ITEM NO. 66</p> <p><u>SYSTEM EXPANSION</u></p> <p>Wilmot Creek Trunk Sanitary Sewer on Toronto St. and easement from Newcastle Water Pollution Control Plant to Rudell Rd. Sanitary Sewage Pumping Station Project No.: C1204</p>
RELATED PROJECTS
<p>2012 Sanitary Sewerage Capital Budget Item No. 59 2013 Sanitary Sewerage Capital Budget Item No. 56 2014 Sanitary Sewerage Capital Budget Item No. 56</p>
<p><i>Municipality of Clarington (Newcastle)</i></p> 

BUDGET PROVISION AND COST ATTRIBUTION (\$000's)							
	Budget Prior to 2017	2017 CAPITAL BUDGET	Four Year Forecast				TOTAL
			2018	2019	2020	2021	
EXPENDITURES:							
ENVIRONMENTAL ASSESSMENT							0.000
ENGINEERING	425.000	1,420.000					1,845.000
LAND ACQUISITION							0.000
UTILITY RELOCATION							0.000
CONSTRUCTION	4,700.000	8,180.000					12,880.000
CONTINGENCY							0.000
OTHER							0.000
TOTAL EXPENDITURES	5,125.000	9,600.000	0.000	0.000	0.000	0.000	14,725.000
ATTRIBUTION:							
SUBSIDY/GRANTS							0.000
NEW RESIDENTIAL DEVELOPMENT CHARGES	3,802.310	7,132.800					10,935.110
NEW COMMERCIAL DEVELOPMENT CHARGES*	36.590	556.800					593.390
USER REVENUES	1,286.100	1,910.400					3,196.500
DEBENTURES							0.000
OTHER							0.000
TOTAL ATTRIBUTION	5,125.000	9,600.000	0.000	0.000	0.000	0.000	14,725.000
<p>Under the Council approved Development Charge By-law #16-2013, the Region approved full Commercial and Institutional Development Charges, effective July 1, 2013. As well, the Region approved full Industrial Development Charge which is being phased in by July 1, 2016. Any shortfall in the Commercial, Institutional or Industrial Development Charge Reserve Funding financing will be funded from user revenues.</p>							

NEED/EXPLANATION OF PROJECT
<p>Required to service new development. Phase 1: from Newcastle Water Pollution Control Plant to 510 m south of CN Rail (completed) Phase 2: 510 m south of CN Rail to Rudell Rd. Sanitary Sewage Pumping Station</p>

REGION OF DURHAM, 2017 CAPITAL BUDGET PROJECT DETAIL

SANITARY SEWERAGE SYSTEM

PROJECT LOCATION & DESCRIPTION
<p>ITEM NO. 69</p> <p><u>SYSTEM EXPANSION</u></p> <p>Twinning of the sanitary forcemain from Water St. Sanitary Sewage Pumping Station t the intersection of Carlan Dr. and R.R. 8 (Reach St.), Port Perry Project No.: S9732</p>
RELATED PROJECTS
<p>2016 Sanitary Sewerage Capital Budget Item No. 73</p>
<p><i>Township of Scugog (Port Perry)</i></p>

BUDGET PROVISION AND COST ATTRIBUTION (\$000's)							
	Budget Prior to 2017	2017 CAPITAL BUDGET	Four Year Forecast				TOTAL
			2018	2019	2020	2021	
EXPENDITURES:							
ENVIRONMENTAL ASSESSMENT							0.000
ENGINEERING	300.000	300.000					600.000
LAND ACQUISITION							0.000
UTILITY RELOCATION							0.000
CONSTRUCTION		3,800.000					3,800.000
CONTINGENCY							0.000
OTHER							0.000
TOTAL EXPENDITURES	300.000	4,100.000	0.000	0.000	0.000	0.000	4,400.000
ATTRIBUTION:							
SUBSIDY/GRANTS		3,075.000					3,075.000
NEW RESIDENTIAL DEVELOPMENT CHARGES	33.440	114.236					147.676
NEW COMMERCIAL DEVELOPMENT CHARGES*	2.610	8.928					11.538
USER REVENUES	263.950	901.836					1,165.786
DEBENTURES							0.000
OTHER							0.000
TOTAL ATTRIBUTION	300.000	4,100.000	0.000	0.000	0.000	0.000	4,400.000
<p>Under the Council approved Development Charge By-law #16-2013, the Region approved full Commercial and Institutional Development Charges, effective July 1, 2013. As well, the Region approved full Industrial Development Charge which is being phased in by July 1, 2016. Any shortfall in the Commercial, Institutional or Industrial Development Charge Reserve Funding financing will be funded from user revenues.</p>							

NEED/EXPLANATION OF PROJECT
<p>Twinning of forcemain to provide additional capacity for new development and system security.</p>

REGION OF DURHAM, 2017 CAPITAL BUDGET PROJECT DETAIL

SANITARY SEWERAGE SYSTEM

PROJECT LOCATION & DESCRIPTION
<p>ITEM NO. 71</p> <p><u>BUILDINGS</u></p> <p>Regional Environmental Laboratory Upgrades and ventilation associated works, Pickering</p> <p>Project No.: Y1602</p>
<p>RELATED PROJECTS</p>
<p>2016 Sanitary Sewerage Capital Budget Item No. 76</p> <p>2017 Water Supply Capital Budget Item No. 36</p>
<p><i>City of Pickering</i></p> <p style="text-align: left; font-size: small;">Lake Ontario</p>

BUDGET PROVISION AND COST ATTRIBUTION (\$000's)

	Budget Prior to 2017	2017 CAPITAL BUDGET	Four Year Forecast				TOTAL
			2018	2019	2020	2021	
EXPENDITURES:							
ENVIRONMENTAL ASSESSMENT							0.000
ENGINEERING	250.000	200.000					450.000
LAND ACQUISITION							0.000
UTILITY RELOCATION							0.000
CONSTRUCTION			2,950.000				2,950.000
CONTINGENCY							0.000
OTHER							0.000
TOTAL EXPENDITURES	250.000	200.000	2,950.000	0.000	0.000	0.000	3,400.000
ATTRIBUTION:							
SUBSIDY/GRANTS							0.000
NEW RESIDENTIAL DEVELOPMENT CHARGES	92.878	74.300	1,095.925				1,263.103
NEW COMMERCIAL DEVELOPMENT CHARGES*	7.250	5.800	85.550				98.600
USER REVENUES	24.875	19.900	293.525				338.300
DEBENTURES							0.000
OTHER	125.000	100.000	1,475.000				1,700.000
TOTAL ATTRIBUTION	250.003	200.000	2,950.000	0.000	0.000	0.000	3,400.003

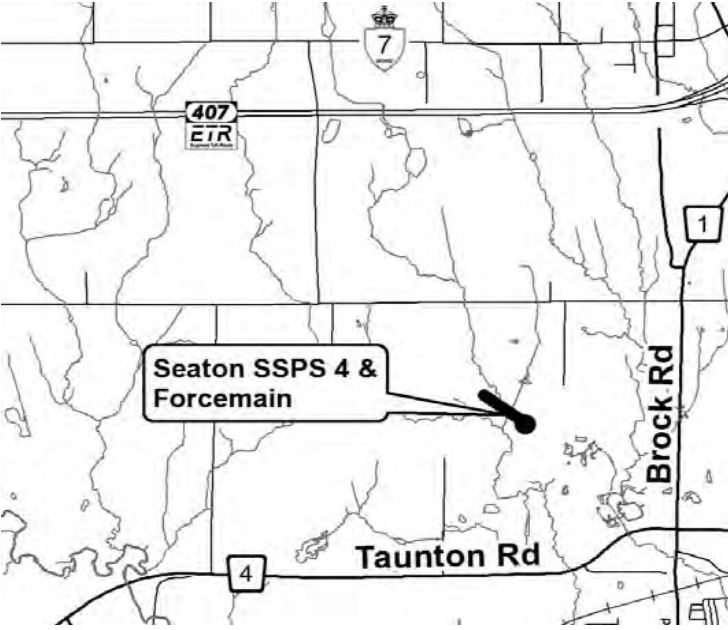
Under the Council approved Development Charge By-law #16-2013, the Region approved full Commercial and Institutional Development Charges, effective July 1, 2013. As well, the Region approved full Industrial Development Charge which is being phased in by July 1, 2016. Any shortfall in the Commercial, Institutional or Industrial Development Charge Reserve Funding financing will be funded from user revenues.

NEED/EXPLANATION OF PROJECT

Cost sharing with York Region.

REGION OF DURHAM, 2017 CAPITAL BUDGET PROJECT DETAIL

SANITARY SEWERAGE SYSTEM

PROJECT LOCATION & DESCRIPTION
<p>ITEM NO. 72</p> <p><u>BUILDINGS</u></p> <p>Seaton - Sanitary Sewage Pumping Station 4 and forcemain Pickering</p> <p>Project No.: D1710</p>
RELATED PROJECTS
<p><i>City of Pickering</i></p> 

BUDGET PROVISION AND COST ATTRIBUTION (\$000's)							
	Budget Prior to 2017	2017 CAPITAL BUDGET	Four Year Forecast				TOTAL
			2018	2019	2020	2021	
EXPENDITURES:							
ENVIRONMENTAL ASSESSMENT							0.000
ENGINEERING		500.000	160.000				660.000
LAND ACQUISITION							0.000
UTILITY RELOCATION							0.000
CONSTRUCTION			3,940.000				3,940.000
CONTINGENCY							0.000
OTHER							0.000
TOTAL EXPENDITURES	0.000	500.000	4,100.000	0.000	0.000	0.000	4,600.000
ATTRIBUTION:							
SUBSIDY/GRANTS							0.000
NEW RESIDENTIAL DEVELOPMENT CHARGES							0.000
NEW COMMERCIAL DEVELOPMENT CHARGES*							0.000
USER REVENUES		100.000	100.000				200.000
DEBENTURES							0.000
OTHER		400.000	4,000.000				4,400.000
TOTAL ATTRIBUTION	0.000	500.000	4,100.000	0.000	0.000	0.000	4,600.000
<p>Under the Council approved Development Charge By-law #16-2013, the Region approved full Commercial and Institutional Development Charges, effective July 1, 2013. As well, the Region approved full Industrial Development Charge which is being phased in by July 1, 2016. Any shortfall in the Commercial, Institutional or Industrial Development Charge Reserve Funding financing will be funded from user revenues.</p>							

NEED/EXPLANATION OF PROJECT
<p>Durham to oversee the detailed design and construction of vertical infrastructure required for the development of the Seaton Community.</p>

PROJECT LOCATION & DESCRIPTION

ITEM NO.: 73

BUILDINGS

Carruthers Sanitary Sewage Pumping Station - pump addition and Stand by power, Ajax

Project No.: D1116

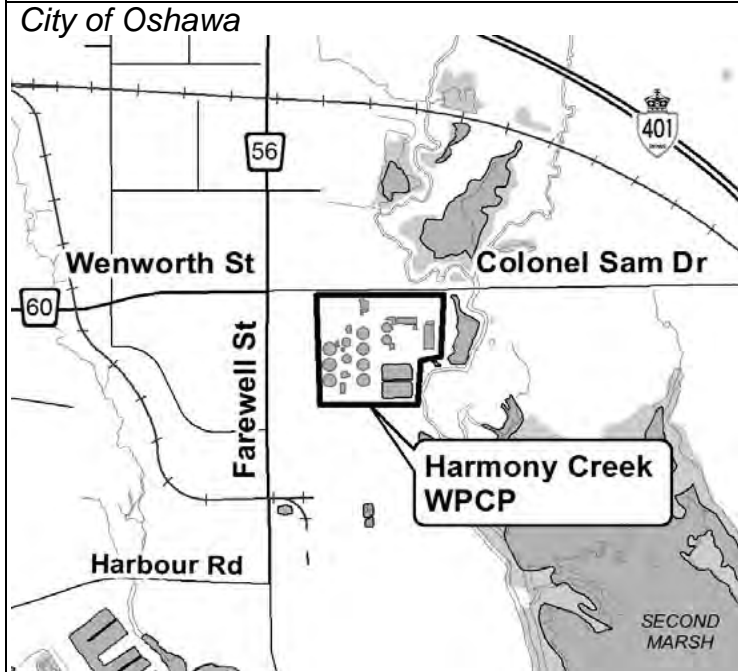
RELATED PROJECTS

Town of Ajax

CARRUTHERS CREEK PUMPING STATION

BUDGET PROVISION AND COST ATTRIBUTION (\$000's)							
	Budget Prior to 2017	2017 CAPITAL BUDGET	Four Year Forecast				TOTAL
			2018	2019	2020	2021	
EXPENDITURES:							
ENVIRONMENTAL ASSESSMENT							0.000
ENGINEERING	260.000						260.000
LAND ACQUISITION							0.000
UTILITY RELOCATION							0.000
CONSTRUCTION		1,644.500					1,644.500
CONTINGENCY							0.000
OTHER							0.000
TOTAL EXPENDITURES	260.000	1,644.500	0.000	0.000	0.000	0.000	1,904.500
ATTRIBUTION:							
SUBSIDY/GRANTS							0.000
NEW RESIDENTIAL DEVELOPMENT CHARGES	189.800	1,221.863					1,411.663
NEW COMMERCIAL DEVELOPMENT CHARGES*	22.400	95.381					117.781
USER REVENUES	47.800	327.256					375.056
DEBENTURES							0.000
AMRF							0.000
TOTAL ATTRIBUTION	260.000	1,644.500	0.000	0.000	0.000	0.000	1,904.500
Under the Council approved Development Charge By-law #16-2013, the Region approved full Commercial and Institutional Development Charges, effective July 1, 2013. As well, the Region approved full Industrial Development Charge which is being phased in by July 1, 2016. Any shortfall in the Commercial, Institutional or Industrial Development Charge Reserve Funding financing will be funded from user revenues.							

NEED/EXPLANATION OF PROJECT

PROJECT LOCATION & DESCRIPTION
<p>ITEM NO. 79</p> <p><u>BUILDINGS</u></p> <p>Harmony Creek Water Pollution Control Plant - upgrades and P2 requirements, Oshawa</p> <p>Project No.: D1523</p>
RELATED PROJECTS
<p>2016 Sanitary Sewerage Capital Budget Item No. 85</p>
<p><i>City of Oshawa</i></p> 

BUDGET PROVISION AND COST ATTRIBUTION (\$000's)							
	Budget Prior to 2017	2017 CAPITAL BUDGET	Four Year Forecast				TOTAL
			2018	2019	2020	2021	
EXPENDITURES:							
ENVIRONMENTAL ASSESSMENT							0.000
ENGINEERING	2,800.000						2,800.000
LAND ACQUISITION							0.000
UTILITY RELOCATION							0.000
CONSTRUCTION	1,866.564	15,500.000					17,366.564
CONTINGENCY							0.000
OTHER							0.000
TOTAL EXPENDITURES	4,666.564	15,500.000	0.000	0.000	0.000	0.000	20,166.564
ATTRIBUTION:							
SUBSIDY/GRANTS		11,625.000					11,625.000
NEW RESIDENTIAL DEVELOPMENT CHARGES							0.000
NEW COMMERCIAL DEVELOPMENT CHARGES*							0.000
USER REVENUES	4,666.564	3,875.000					8,541.564
DEBENTURES							0.000
OTHER							0.000
TOTAL ATTRIBUTION	4,666.564	15,500.000	0.000	0.000	0.000	0.000	20,166.564
<p>Under the Council approved Development Charge By-law #16-2013, the Region approved full Commercial and Institutional Development Charges, effective July 1, 2013. As well, the Region approved full Industrial Development Charge which is being phased in by July 1, 2016. Any shortfall in the Commercial, Institutional or Industrial Development Charge Reserve Funding financing will be funded from user revenues.</p>							

NEED/EXPLANATION OF PROJECT
<p>Multi Phase Project: Phase 1 and 2 Completed Phase 3 - Detailed Design initiated, Construction to commence 2017</p>


PROJECT LOCATION & DESCRIPTION
<p>ITEM NO. 83</p> <p><u>BUILDINGS</u></p> <p>Simcoe St. South Sanitary Sewage Pumping Station and forcemain replacement, Oshawa</p> <p>Project No.: D1710</p>
RELATED PROJECTS

BUDGET PROVISION AND COST ATTRIBUTION (\$000's)							
	Budget Prior to 2017	2017 CAPITAL BUDGET	Four Year Forecast				TOTAL
			2018	2019	2020	2021	
EXPENDITURES:							
ENVIRONMENTAL ASSESSMENT							0.000
ENGINEERING		150.000					150.000
LAND ACQUISITION							0.000
UTILITY RELOCATION							0.000
CONSTRUCTION		138.000	728.000				866.000
CONTINGENCY							0.000
OTHER							0.000
TOTAL EXPENDITURES	0.000	288.000	728.000	0.000	0.000	0.000	1,016.000
ATTRIBUTION:							
SUBSIDY/GRANTS							0.000
NEW RESIDENTIAL DEVELOPMENT CHARGES							0.000
NEW COMMERCIAL DEVELOPMENT CHARGES*							0.000
USER REVENUES		288.000	728.000				1,016.000
DEBENTURES							0.000
OTHER							0.000
TOTAL ATTRIBUTION	0.000	288.000	728.000	0.000	0.000	0.000	1,016.000
<p>Under the Council approved Development Charge By-law #16-2013, the Region approved full Commercial and Institutional Development Charges, effective July 1, 2013. As well, the Region approved full Industrial Development Charge which is being phased in by July 1, 2016. Any shortfall in the Commercial, Institutional or Industrial Development Charge Reserve Funding financing will be funded from user revenues.</p>							

NEED/EXPLANATION OF PROJECT

REGION OF DURHAM, 2017 CAPITAL BUDGET PROJECT DETAIL

SANITARY SEWERAGE SYSTEM

PROJECT LOCATION & DESCRIPTION
<p>ITEM NO. 99</p> <p><u>MACHINERY AND EQUIPMENT</u></p> <p>Duffin Creek Water Pollution Control Plant - Replacement of Reactor No. 1 and 2, Pickering</p> <p>Project No.: Y1503</p>
RELATED PROJECTS
<p>2015 Sanitary Sewerage Capital Budget Item No. 92</p>
<p><i>City of Pickering</i></p> 

BUDGET PROVISION AND COST ATTRIBUTION (\$000's)							
	Budget Prior to 2017	2017 CAPITAL BUDGET	Four Year Forecast				TOTAL
			2018	2019	2020	2021	
EXPENDITURES:							
ENVIRONMENTAL ASSESSMENT							0.000
ENGINEERING	1,000.000	14,000.000					15,000.000
LAND ACQUISITION							0.000
UTILITY RELOCATION							0.000
CONSTRUCTION				10,000.000	20,000.000	55,500.000	85,500.000
CONTINGENCY							0.000
OTHER							0.000
TOTAL EXPENDITURES	1,000.000	14,000.000	0.000	10,000.000	20,000.000	55,500.000	100,500.000
ATTRIBUTION:							
SUBSIDY/GRANTS							0.000
NEW RESIDENTIAL DEVELOPMENT CHARGES							0.000
NEW COMMERCIAL DEVELOPMENT CHARGES*							0.000
USER REVENUES	262.000	3,668.000		2,620.000	5,240.000	14,541.000	26,331.000
DEBENTURE							0.000
OTHER	738.000	10,332.000		7,380.000	14,760.000	40,959.000	74,169.000
TOTAL ATTRIBUTION	1,000.000	14,000.000	0.000	10,000.000	20,000.000	55,500.000	100,500.000
<p>Under the Council approved Development Charge By-law #16-2013, the Region approved full Commercial and Institutional Development Charges, effective July 1, 2013. As well, the Region approved full Industrial Development Charge which is being phased in by July 1, 2016. Any shortfall in the Commercial, Institutional or Industrial Development Charge Reserve Funding financing will be funded from user revenues.</p>							

NEED/EXPLANATION OF PROJECT
<p>Cost sharing with York Region</p>

REGION OF DURHAM, 2017 CAPITAL BUDGET PROJECT DETAIL

SANITARY SEWERAGE SYSTEM

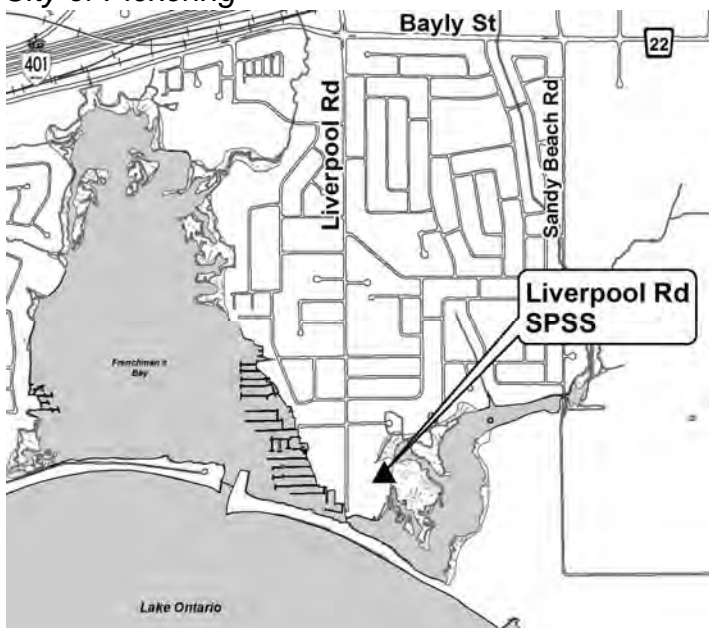
PROJECT LOCATION & DESCRIPTION
<p>ITEM NO. 102</p> <p><u>MACHINERY AND EQUIPMENT</u></p> <p>Duffin Creek Water Pollution Control Plant - Asset Management Plan, Pickering</p> <p>Project No.: Y1701</p>
RELATED PROJECTS
<p><i>City of Pickering</i></p>

BUDGET PROVISION AND COST ATTRIBUTION (\$000's)							
	Budget Prior to 2017	2017 CAPITAL BUDGET	Four Year Forecast				TOTAL
			2018	2019	2020	2021	
EXPENDITURES:							
ENVIRONMENTAL ASSESSMENT							0.000
ENGINEERING		600.000					600.000
LAND ACQUISITION							0.000
UTILITY RELOCATION							0.000
CONSTRUCTION							0.000
CONTINGENCY							0.000
OTHER							0.000
TOTAL EXPENDITURES	0.000	600.000	0.000	0.000	0.000	0.000	600.000
ATTRIBUTION:							
SUBSIDY/GRANTS							0.000
NEW RESIDENTIAL DEVELOPMENT CHARGES							0.000
NEW COMMERCIAL DEVELOPMENT CHARGES*							0.000
USER REVENUES							0.000
OTHER		480.000					480.000
AMRF		120.000					120.000
TOTAL ATTRIBUTION	0.000	600.000	0.000	0.000	0.000	0.000	600.000
<p>Under the Council approved Development Charge By-law #16-2013, the Region approved full Commercial and Institutional Development Charges, effective July 1, 2013. As well, the Region approved full Industrial Development Charge which is being phased in by July 1, 2016. Any shortfall in the Commercial, Institutional or Industrial Development Charge Reserve Funding financing will be funded from user revenues.</p>							

NEED/EXPLANATION OF PROJECT
Cost Sharing with York Region

REGION OF DURHAM, 2017 CAPITAL BUDGET PROJECT DETAIL

SANITARY SEWERAGE SYSTEM

PROJECT LOCATION & DESCRIPTION
<p>ITEM NO. 103</p> <p><u>MACHINERY AND EQUIPMENT</u></p> <p>Liverpool Rd. Sanitary Sewage Pumping Station - replacement of the Stand-by power, Pickering</p> <p>Project No.: D1413</p>
RELATED PROJECTS
<p>2015 Sanitary Sewerage Capital Budget Item No. 95 2014 Sanitary Sewerage Capital Budget Item No. 86</p>
<p><i>City of Pickering</i></p> 

BUDGET PROVISION AND COST ATTRIBUTION (\$000's)							
	Budget Prior to 2017	2017 CAPITAL BUDGET	Four Year Forecast				TOTAL
			2018	2019	2020	2021	
EXPENDITURES:							
ENVIRONMENTAL ASSESSMENT							0.000
ENGINEERING	600.000						600.000
LAND ACQUISITION							0.000
UTILITY RELOCATION							0.000
CONSTRUCTION	1,140.000	2,600.000					3,740.000
CONTINGENCY							0.000
OTHER							0.000
TOTAL EXPENDITURES	1,740.000	2,600.000	0.000	0.000	0.000	0.000	4,340.000
ATTRIBUTION:							
SUBSIDY/GRANTS							0.000
NEW RESIDENTIAL DEVELOPMENT CHARGES							0.000
NEW COMMERCIAL DEVELOPMENT CHARGES*							0.000
USER REVENUES	1,740.000	2,600.000					4,340.000
DEBENTURE							0.000
AMRF							0.000
TOTAL ATTRIBUTION	1,740.000	2,600.000	0.000	0.000	0.000	0.000	4,340.000
<p>Under the Council approved Development Charge By-law #16-2013, the Region approved full Commercial and Institutional Development Charges, effective July 1, 2013. As well, the Region approved full Industrial Development Charge which is being phased in by July 1, 2016. Any shortfall in the Commercial, Institutional or Industrial Development Charge Reserve Funding financing will be funded from user revenues.</p>							

NEED/EXPLANATION OF PROJECT
<p>To ensure system operation in the event of electrical power outages.</p>

PROJECT LOCATION & DESCRIPTION

ITEM NO. 104
MACHINERY AND EQUIPMENT
 Liverpool Rd Sanitary Sewage Pumping Station - Variable Frequency Drive Replacement, Pickering
 Project No.: D1713

RELATED PROJECTS



BUDGET PROVISION AND COST ATTRIBUTION (\$000's)

	Budget Prior to 2017	2017 CAPITAL BUDGET	Four Year Forecast				TOTAL
			2018	2019	2020	2021	
EXPENDITURES:							
ENVIRONMENTAL ASSESSMENT							0.000
ENGINEERING		50.000					50.000
LAND ACQUISITION							0.000
UTILITY RELOCATION							0.000
CONSTRUCTION		290.000					290.000
CONTINGENCY							0.000
OTHER							0.000
TOTAL EXPENDITURES	0.000	340.000	0.000	0.000	0.000	0.000	340.000
ATTRIBUTION:							
SUBSIDY/GRANTS							0.000
NEW RESIDENTIAL DEVELOPMENT CHARGES							0.000
NEW COMMERCIAL DEVELOPMENT CHARGES*							0.000
USER REVENUES		340.000					340.000
DEBENTURES							0.000
OTHER							0.000
TOTAL ATTRIBUTION	0.000	340.000	0.000	0.000	0.000	0.000	340.000

Under the Council approved Development Charge By-law #16-2013, the Region approved full Commercial and Institutional Development Charges, effective July 1, 2013. As well, the Region approved full Industrial Development Charge which is being phased in by July 1, 2016. Any shortfall in the Commercial, Institutional or Industrial Development Charge Reserve Funding financing will be funded from user revenues.

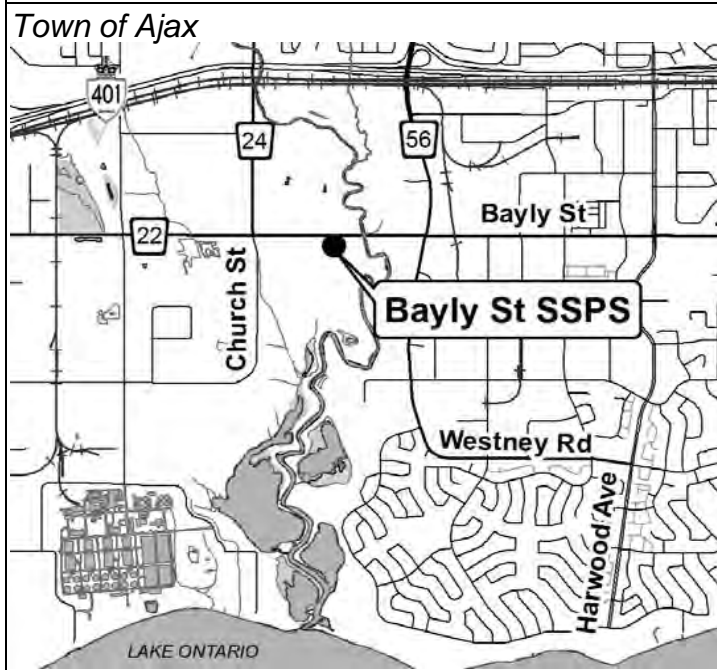
NEED/EXPLANATION OF PROJECT

PROJECT LOCATION & DESCRIPTION

ITEM NO. 105
MACHINERY AND EQUIPMENT
 Bayly St. Sanitary Sewage Pumping Station - Bar Screen Replacement and Motor Control Centre review and upgrades, Ajax
 Project No.: D1714

RELATED PROJECTS

.



BUDGET PROVISION AND COST ATTRIBUTION (\$000's)

	Budget Prior to 2017	2017 CAPITAL BUDGET	Four Year Forecast				TOTAL
			2018	2019	2020	2021	
EXPENDITURES:							
ENVIRONMENTAL ASSESSMENT							0.000
ENGINEERING		350.000					350.000
LAND ACQUISITION							0.000
UTILITY RELOCATION							0.000
CONSTRUCTION			2,250.000				2,250.000
CONTINGENCY							0.000
OTHER							0.000
TOTAL EXPENDITURES	0.000	350.000	2,250.000	0.000	0.000	0.000	2,600.000
ATTRIBUTION:							
SUBSIDY/GRANTS							0.000
NEW RESIDENTIAL DEVELOPMENT CHARGES							0.000
NEW COMMERCIAL DEVELOPMENT CHARGES*							0.000
USER REVENUES		350.000	2,250.000				2,600.000
DEBENTURES							0.000
OTHER							0.000
TOTAL ATTRIBUTION	0.000	350.000	2,250.000	0.000	0.000	0.000	2,600.000

Under the Council approved Development Charge By-law #16-2013, the Region approved full Commercial and Institutional Development Charges, effective July 1, 2013. As well, the Region approved full Industrial Development Charge which is being phased in by July 1, 2016. Any shortfall in the Commercial, Institutional or Industrial Development Charge Reserve Funding financing will be funded from user revenues.

NEED/EXPLANATION OF PROJECT

REGION OF DURHAM, 2017 CAPITAL BUDGET PROJECT DETAIL

SANITARY SEWERAGE SYSTEM

PROJECT LOCATION & DESCRIPTION
<p>ITEM NO. 108</p> <p><u>MACHINERY AND EQUIPMENT</u></p> <p>Corbett Creek Water Pollution Control Plant - replacement of clarifier mechanisms, Whitby</p> <p>Project No.: D1715</p>
RELATED PROJECTS
<p><i>Town of Whitby</i></p>

BUDGET PROVISION AND COST ATTRIBUTION (\$000's)							
	Budget Prior to 2017	2017 CAPITAL BUDGET	Four Year Forecast				TOTAL
			2018	2019	2020	2021	
EXPENDITURES:							
ENVIRONMENTAL ASSESSMENT							0.000
ENGINEERING		40.000					40.000
LAND ACQUISITION							0.000
UTILITY RELOCATION							0.000
CONSTRUCTION		280.000					280.000
CONTINGENCY							0.000
OTHER							0.000
TOTAL EXPENDITURES	0.000	320.000	0.000	0.000	0.000	0.000	320.000
ATTRIBUTION:							
SUBSIDY/GRANTS							0.000
NEW RESIDENTIAL DEVELOPMENT CHARGES							0.000
NEW COMMERCIAL DEVELOPMENT CHARGES*							0.000
USER REVENUES							0.000
DEBENTURES							0.000
AMRF		320.000					320.000
TOTAL ATTRIBUTION	0.000	320.000	0.000	0.000	0.000	0.000	320.000
<p><small>Under the Council approved Development Charge By-law #16-2013, the Region approved full Commercial and Institutional Development Charges, effective July 1, 2013. As well, the Region approved full Industrial Development Charge which is being phased in by July 1, 2016. Any shortfall in the Commercial, Institutional or Industrial Development Charge Reserve Funding financing will be funded from user revenues.</small></p>							

NEED/EXPLANATION OF PROJECT
<p>Asset Management Project - has reached the end of its useful service life</p>

REGION OF DURHAM, 2017 CAPITAL BUDGET PROJECT DETAIL


SANITARY SEWERAGE SYSTEM

PROJECT LOCATION & DESCRIPTION
<p>ITEM NO. 109</p> <p><u>MACHINERY AND EQUIPMENT</u></p> <p>Courtice Water Pollution Control Plant - Resource Recovery Plan Phase 2</p> <p>Project No.: D1319</p>
RELATED PROJECTS
<p>2013 Sanitary Sewerage Capital Budget Item No. 80</p>
<p><i>Municipality of Clarington (Courtice)</i></p> 

BUDGET PROVISION AND COST ATTRIBUTION (\$000's)							
	Budget Prior to 2017	2017 CAPITAL BUDGET	Four Year Forecast				TOTAL
			2018	2019	2020	2021	
EXPENDITURES:							
ENVIRONMENTAL ASSESSMENT							0.000
ENGINEERING	200.000	300.000					500.000
LAND ACQUISITION							0.000
UTILITY RELOCATION							0.000
CONSTRUCTION							0.000
CONTINGENCY							0.000
OTHER							0.000
TOTAL EXPENDITURES	200.000	300.000	0.000	0.000	0.000	0.000	500.000
ATTRIBUTION:							
SUBSIDY/GRANTS		225.000					225.000
NEW RESIDENTIAL DEVELOPMENT CHARGES							0.000
NEW COMMERCIAL DEVELOPMENT CHARGES*							0.000
USER REVENUES	200.000	75.000					275.000
DEBENTURES							0.000
OTHER							0.000
TOTAL ATTRIBUTION	200.000	300.000	0.000	0.000	0.000	0.000	500.000
<p>Under the Council approved Development Charge By-law #16-2013, the Region approved full Commercial and Institutional Development Charges, effective July 1, 2013. As well, the Region approved full Industrial Development Charge which is being phased in by July 1, 2016. Any shortfall in the Commercial, Institutional or Industrial Development Charge Reserve Funding financing will be funded from user revenues.</p>							

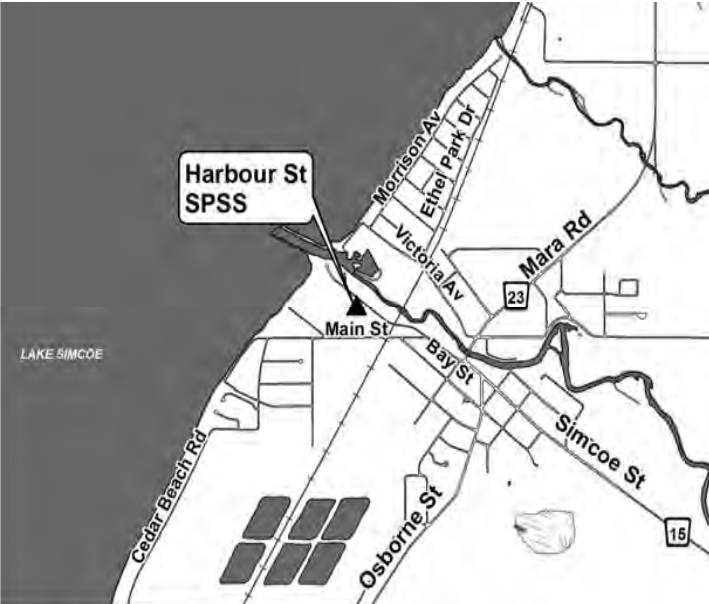
NEED/EXPLANATION OF PROJECT

Feasibility study required to investigate energy recovery strategies.

PROJECT LOCATION & DESCRIPTION
<p>ITEM NO. 113</p> <p><u>MACHINERY AND EQUIPMENT</u></p> <p>Lake Simcoe Water Pollution Control Plant - Diffused Air System Replacement, Beaverton</p> <p>Project No.: D1716</p>
RELATED PROJECTS
<p><i>Township of Brock (Beaverton)</i></p> 

BUDGET PROVISION AND COST ATTRIBUTION (\$000's)							
	Budget Prior to 2017	2017 CAPITAL BUDGET	Four Year Forecast				TOTAL
			2018	2019	2020	2021	
EXPENDITURES:							
ENVIRONMENTAL ASSESSMENT							0.000
ENGINEERING		215.000					215.000
LAND ACQUISITION							0.000
UTILITY RELOCATION							0.000
CONSTRUCTION		405.000	900.000				1,305.000
CONTINGENCY							0.000
OTHER							0.000
TOTAL EXPENDITURES	0.000	620.000	900.000	0.000	0.000	0.000	1,520.000
ATTRIBUTION:							
SUBSIDY/GRANTS							0.000
NEW RESIDENTIAL DEVELOPMENT CHARGES							0.000
NEW COMMERCIAL DEVELOPMENT CHARGES*							0.000
USER REVENUES							0.000
DEBENTURES							0.000
AMRF		620.000	900.000				1,520.000
TOTAL ATTRIBUTION	0.000	620.000	900.000	0.000	0.000	0.000	1,520.000
<p><small>Under the Council approved Development Charge By-law #16-2013, the Region approved full Commercial and Institutional Development Charges, effective July 1, 2013. As well, the Region approved full Industrial Development Charge which is being phased in by July 1, 2016. Any shortfall in the Commercial, Institutional or Industrial Development Charge Reserve Funding financing will be funded from user revenues.</small></p>							

NEED/EXPLANATION OF PROJECT
<p>Asset Management Project - has reached the end of its useful service life</p>

PROJECT LOCATION & DESCRIPTION
<p>ITEM NO. 114</p> <p><u>MACHINERY AND EQUIPMENT</u></p> <p>Harbour Sanitary Sewage Pumping Station - Motor Control Centre Replacement</p> <p>Project No.: D1416</p>
RELATED PROJECTS
<p>2014 Sanitary Sewerage Capital Budget No. 91</p>
<p><i>Township of Brock (Beaverton)</i></p>
 <p>The map shows the location of Harbour St Sanitary Pumping Station (SPSS) in Beaverton, Ontario. The station is located at the intersection of Harbour St and Main St. Other nearby streets include Cedar Beach Rd, Morrison Av, Ethel Park Dr, Victoria Av, Mara Rd, Bay St, Simcoe St, and Osborne St. The map also shows Lake Simcoe to the west and Highway 23 and Highway 15.</p>

BUDGET PROVISION AND COST ATTRIBUTION (\$000's)							
	Budget Prior to 2017	2017 CAPITAL BUDGET	Four Year Forecast				TOTAL
			2018	2019	2020	2021	
EXPENDITURES:							
ENVIRONMENTAL ASSESSMENT							0.000
ENGINEERING	90.000						90.000
LAND ACQUISITION							0.000
UTILITY RELOCATION							0.000
CONSTRUCTION	270.000	340.000					610.000
CONTINGENCY							0.000
OTHER							0.000
TOTAL EXPENDITURES	360.000	340.000	0.000	0.000	0.000	0.000	700.000
ATTRIBUTION:							
SUBSIDY/GRANTS							0.000
NEW RESIDENTIAL DEVELOPMENT CHARGES							0.000
NEW COMMERCIAL DEVELOPMENT CHARGES*							0.000
USER REVENUES							0.000
DEBENTURES							0.000
AMRF	360.000	340.000					700.000
TOTAL ATTRIBUTION	360.000	340.000	0.000	0.000	0.000	0.000	700.000
<p>Under the Council approved Development Charge By-law #16-2013, the Region approved full Commercial and Institutional Development Charges, effective July 1, 2013. As well, the Region approved full Industrial Development Charge which is being phased in by July 1, 2016. Any shortfall in the Commercial, Institutional or Industrial Development Charge Reserve Funding financing will be funded from user revenues.</p>							

NEED/EXPLANATION OF PROJECT
<p>Asset Management Project - has reached the end of its useful service life</p>

REGION OF DURHAM, 2017 CAPITAL BUDGET PROJECT DETAIL

SANITARY SEWERAGE SYSTEM

PROJECT LOCATION & DESCRIPTION
ITEM NO. 115 MACHINERY AND EQUIPMENT Fuel Tank Compliance Project No.: D1613
RELATED PROJECTS
2016 Sanitary Sewerage Capital Budget No. 172

BUDGET PROVISION AND COST ATTRIBUTION (\$000's)							
	Budget Prior to 2017	2017 CAPITAL BUDGET	Four Year Forecast				TOTAL
			2018	2019	2020	2021	
EXPENDITURES:							
ENVIRONMENTAL ASSESSMENT							0.000
ENGINEERING	400.000						400.000
LAND ACQUISITION							0.000
UTILITY RELOCATION							0.000
CONSTRUCTION	300.000	2,500.000					2,800.000
CONTINGENCY							0.000
OTHER							0.000
TOTAL EXPENDITURES	700.000	2,500.000	0.000	0.000	0.000	0.000	3,200.000
ATTRIBUTION:							
SUBSIDY/GRANTS							0.000
NEW RESIDENTIAL DEVELOPMENT CHARGES							0.000
NEW COMMERCIAL DEVELOPMENT CHARGES*							0.000
USER REVENUES	700.000	2,500.000					3,200.000
DEBENTURES							0.000
OTHER							0.000
TOTAL ATTRIBUTION	700.000	2,500.000	0.000	0.000	0.000	0.000	3,200.000
Under the Council approved Development Charge By-law #16-2013, the Region approved full Commercial and Institutional Development Charges, effective July 1, 2013. As well, the Region approved full Industrial Development Charge which is being phased in by July 1, 2016. Any shortfall in the Commercial, Institutional or Industrial Development Charge Reserve Funding financing will be funded from user revenues.							

NEED/EXPLANATION OF PROJECT
Allowance for fuel tank inspections and required upgrades in various locations in the Region.

PROJECT LOCATION & DESCRIPTION
ITEM NO. 118 <u>ALLOWANCES AND OTHER PROVISIONS</u> Inflow/ infiltration studies and required remedial works in various locations Project No.: D0606
RELATED PROJECTS
2016 Sanitary Sewerage Capital Budget Item 113

BUDGET PROVISION AND COST ATTRIBUTION (\$000's)							
	Budget Prior to 2017	2017 CAPITAL BUDGET	Four Year Forecast				TOTAL
			2018	2019	2020	2021	
EXPENDITURES:							
ENVIRONMENTAL ASSESSMENT							0.000
ENGINEERING		400.000	70.000	70.000	70.000	70.000	680.000
LAND ACQUISITION							0.000
UTILITY RELOCATION							0.000
CONSTRUCTION			430.000	430.000	430.000	430.000	1,720.000
CONTINGENCY							0.000
OTHER							0.000
TOTAL EXPENDITURES	0.000	400.000	500.000	500.000	500.000	500.000	2,400.000
ATTRIBUTION:							
SUBSIDY/GRANTS							0.000
NEW RESIDENTIAL DEVELOPMENT CHARGES							0.000
NEW COMMERCIAL DEVELOPMENT CHARGES*							0.000
USER REVENUES		400.000	500.000	500.000	500.000	500.000	2,400.000
DEBENTURES							0.000
OTHER							0.000
TOTAL ATTRIBUTION	0.000	400.000	500.000	500.000	500.000	500.000	2,400.000

Under the Council approved Development Charge By-law #16-2013, the Region approved full Commercial and Institutional Development Charges, effective July 1, 2013. As well, the Region approved full Industrial Development Charge which is being phased in by July 1, 2016. Any shortfall in the Commercial, Institutional or Industrial Development Charge Reserve Funding financing will be funded from user revenues.

NEED/EXPLANATION OF PROJECT
Studies to identify areas of excessive infiltration into sanitary sewers and construction of required remedial works.

REGION OF DURHAM, 2017 CAPITAL BUDGET PROJECT DETAIL

SANITARY SEWERAGE SYSTEM

PROJECT LOCATION & DESCRIPTION
ITEM NO. 121
<u>ALLOWANCES AND OTHER PROVISIONS</u>
Asset Condition Assessment/ Investigation on trunk sanitary sewer system
Project No.: D1420
RELATED PROJECTS
2015 Sanitary Sewerage Capital Budget Item 106

BUDGET PROVISION AND COST ATTRIBUTION (\$000's)

	Budget Prior to 2017	2017 CAPITAL BUDGET	Four Year Forecast				TOTAL
			2018	2019	2020	2021	
EXPENDITURES:							
ENVIRONMENTAL ASSESSMENT							0.000
ENGINEERING	411.000	198.000	200.000	200.000	200.000	200.000	1,409.000
LAND ACQUISITION							0.000
UTILITY RELOCATION							0.000
CONSTRUCTION							0.000
CONTINGENCY							0.000
OTHER							0.000
TOTAL EXPENDITURES	411.000	198.000	200.000	200.000	200.000	200.000	1,409.000
ATTRIBUTION:							
SUBSIDY/GRANTS							0.000
NEW RESIDENTIAL DEVELOPMENT CHARGES							0.000
NEW COMMERCIAL DEVELOPMENT CHARGES*							0.000
USER REVENUES							0.000
DEBENTURES							0.000
ASSET MGMT RESERVE FUND	411.000	198.000	200.000	200.000	200.000	200.000	1,409.000
TOTAL ATTRIBUTION	411.000	198.000	200.000	200.000	200.000	200.000	1,409.000

Under the Council approved Development Charge By-law #16-2013, the Region approved full Commercial and Institutional Development Charges, effective July 1, 2013. As well, the Region approved full Industrial Development Charge which is being phased in by July 1, 2016. Any shortfall in the Commercial, Institutional or Industrial Development Charge Reserve Funding financing will be funded from user revenues.

NEED/EXPLANATION OF PROJECT

Allowance for assessment of large trunk sanitary sewers.

REGION OF DURHAM, 2017 CAPITAL BUDGET PROJECT DETAIL

SANITARY SEWERAGE SYSTEM

PROJECT LOCATION & DESCRIPTION
ITEM NO. 123
<u>ALLOWANCES AND OTHER PROVISIONS</u>
Allowance for acquisition of easements
Project No.: M1701
RELATED PROJECTS
2017 Water Supply Capital Budget Item No. 177

BUDGET PROVISION AND COST ATTRIBUTION (\$000's)							
	Budget Prior to 2017	2017 CAPITAL BUDGET	Four Year Forecast				TOTAL
			2018	2019	2020	2021	
EXPENDITURES:							
ENVIRONMENTAL ASSESSMENT							0.000
ENGINEERING							0.000
LAND ACQUISITION		150.000	150.000	150.000	150.000	150.000	750.000
UTILITY RELOCATION							0.000
CONSTRUCTION							0.000
CONTINGENCY							0.000
OTHER							0.000
TOTAL EXPENDITURES	0.000	150.000	150.000	150.000	150.000	150.000	750.000
ATTRIBUTION:							
SUBSIDY/GRANTS							0.000
NEW RESIDENTIAL DEVELOPMENT CHARGES							0.000
NEW COMMERCIAL DEVELOPMENT CHARGES*							0.000
USER REVENUES		150.000	150.000	150.000	150.000	150.000	750.000
DEBENTURES							0.000
OTHER							0.000
TOTAL ATTRIBUTION	0.000	150.000	150.000	150.000	150.000	150.000	750.000

Under the Council approved Development Charge By-law #16-2013, the Region approved full Commercial and Institutional Development Charges, effective July 1, 2013. As well, the Region approved full Industrial Development Charge which is being phased in by July 1, 2016. Any shortfall in the Commercial, Institutional or Industrial Development Charge Reserve Funding financing will be funded from user revenues.

NEED/EXPLANATION OF PROJECT
A number of sanitary sewer are located on easements to which the Region does not have a clear title. This allowance is for acquisition of easement for existing sanitary sewers in various locations.

REGION OF DURHAM, 2017 CAPITAL BUDGET PROJECT DETAIL

SANITARY SEWERAGE SYSTEM

PROJECT LOCATION & DESCRIPTION
ITEM NO. 124
<u>ALLOWANCES AND OTHER PROVISIONS</u>
Allowance for engineering studies
Project No.: M1707
RELATED PROJECTS
2017 Water Supply Capital Budget Item No. 178

BUDGET PROVISION AND COST ATTRIBUTION (\$000's)

	Budget Prior to 2017	2017 CAPITAL BUDGET	Four Year Forecast				TOTAL
			2018	2019	2020	2021	
EXPENDITURES:							
ENVIRONMENTAL ASSESSMENT							0.000
ENGINEERING		150.000	150.000	150.000	150.000	150.000	750.000
LAND ACQUISITION							0.000
UTILITY RELOCATION							0.000
CONSTRUCTION							0.000
CONTINGENCY							0.000
OTHER							0.000
TOTAL EXPENDITURES	0.000	150.000	150.000	150.000	150.000	150.000	750.000
ATTRIBUTION:							
SUBSIDY/GRANTS							0.000
NEW RESIDENTIAL DEVELOPMENT CHARGES							0.000
NEW COMMERCIAL DEVELOPMENT CHARGES*							0.000
USER REVENUES		150.000	150.000	150.000	150.000	150.000	750.000
DEBENTURE							0.000
OTHER							0.000
TOTAL ATTRIBUTION	0.000	150.000	150.000	150.000	150.000	150.000	750.000

Under the Council approved Development Charge By-law #16-2013, the Region approved full Commercial and Institutional Development Charges, effective July 1, 2013. As well, the Region approved full Industrial Development Charge which is being phased in by July 1, 2016. Any shortfall in the Commercial, Institutional or Industrial Development Charge Reserve Funding financing will be funded from user revenues.

NEED/EXPLANATION OF PROJECT

REGION OF DURHAM, 2017 CAPITAL BUDGET PROJECT DETAIL

SANITARY SEWERAGE SYSTEM

PROJECT LOCATION & DESCRIPTION
ITEM NO. 126
<u>ALLOWANCES AND OTHER PROVISIONS</u>
Preliminary Engineering
Project No.: 66143
RELATED PROJECTS
2017 Water Supply Capital Budget Item No. 180

BUDGET PROVISION AND COST ATTRIBUTION (\$000's)							
	Budget Prior to 2017	2017 CAPITAL BUDGET	Four Year Forecast				TOTAL
			2018	2019	2020	2021	
EXPENDITURES:							
ENVIRONMENTAL ASSESSMENT							0.000
ENGINEERING		100.000	100.000	100.000	100.000	100.000	500.000
LAND ACQUISITION							0.000
UTILITY RELOCATION							0.000
CONSTRUCTION							0.000
CONTINGENCY							0.000
OTHER							0.000
TOTAL EXPENDITURES	0.000	100.000	100.000	100.000	100.000	100.000	500.000
ATTRIBUTION:							
SUBSIDY/GRANTS							0.000
NEW RESIDENTIAL DEVELOPMENT CHARGES							0.000
NEW COMMERCIAL DEVELOPMENT CHARGES*							0.000
USER REVENUES		100.000	100.000	100.000	100.000	100.000	500.000
DEBENTURES							0.000
OTHER							0.000
TOTAL ATTRIBUTION	0.000	100.000	100.000	100.000	100.000	100.000	500.000

Under the Council approved Development Charge By-law #16-2013, the Region approved full Commercial and Institutional Development Charges, effective July 1, 2013. As well, the Region approved full Industrial Development Charge which is being phased in by July 1, 2016. Any shortfall in the Commercial, Institutional or Industrial Development Charge Reserve Funding financing will be funded from user revenues.

NEED/EXPLANATION OF PROJECT
Allowance for preliminary engineering carried out in advance of budget provision.

REGION OF DURHAM, 2017 CAPITAL BUDGET PROJECT DETAIL

SANITARY SEWERAGE SYSTEM

PROJECT LOCATION & DESCRIPTION
ITEM NO. 127
<u>ALLOWANCES AND OTHER PROVISIONS</u>
Allowance for sundry extensions as per Council policy
Project No.: M1708
RELATED PROJECTS
2017 Water Supply Capital Budget Item No. 181

BUDGET PROVISION AND COST ATTRIBUTION (\$000's)

	Budget Prior to 2017	2017 CAPITAL BUDGET	Four Year Forecast				TOTAL
			2018	2019	2020	2021	
EXPENDITURES:							
ENVIRONMENTAL ASSESSMENT							0.000
ENGINEERING		15.000	15.000	15.000	15.000	15.000	75.000
LAND ACQUISITION							0.000
UTILITY RELOCATION							0.000
CONSTRUCTION							0.000
CONTINGENCY							0.000
OTHER							0.000
TOTAL EXPENDITURES	0.000	15.000	15.000	15.000	15.000	15.000	75.000
ATTRIBUTION:							
SUBSIDY/GRANTS							0.000
NEW RESIDENTIAL DEVELOPMENT CHARGES							0.000
NEW COMMERCIAL DEVELOPMENT CHARGES*							0.000
USER REVENUES		15.000	15.000	15.000	15.000	15.000	75.000
DEBENTURES							0.000
OTHER							0.000
TOTAL ATTRIBUTION	0.000	15.000	15.000	15.000	15.000	15.000	75.000

Under the Council approved Development Charge By-law #16-2013, the Region approved full Commercial and Institutional Development Charges, effective July 1, 2013. As well, the Region approved full Industrial Development Charge which is being phased in by July 1, 2016. Any shortfall in the Commercial, Institutional or Industrial Development Charge Reserve Funding financing will be funded from user revenues.

NEED/EXPLANATION OF PROJECT

Regional share for sundry extensions.

REGION OF DURHAM, 2017 CAPITAL BUDGET PROJECT DETAIL

SANITARY SEWERAGE SYSTEM

PROJECT LOCATION & DESCRIPTION
<p>ITEM NO. 128</p> <p><u>ALLOWANCES AND OTHER PROVISIONS</u></p> <p>Allowance for unknown requirements</p> <p>Project No.: M1709</p>
RELATED PROJECTS
<p>2017 Water Supply Capital Budget Item No. 182</p>

BUDGET PROVISION AND COST ATTRIBUTION (\$000's)

	Budget Prior to 2017	2017 CAPITAL BUDGET	Four Year Forecast				TOTAL
			2018	2019	2020	2021	
EXPENDITURES:							
ENVIRONMENTAL ASSESSMENT							0.000
ENGINEERING		100.000	100.000	100.000	100.000	100.000	500.000
LAND ACQUISITION							0.000
UTILITY RELOCATION							0.000
CONSTRUCTION							0.000
CONTINGENCY							0.000
OTHER							0.000
TOTAL EXPENDITURES	0.000	100.000	100.000	100.000	100.000	100.000	500.000
ATTRIBUTION:							
SUBSIDY/GRANTS							0.000
NEW RESIDENTIAL DEVELOPMENT CHARGES							0.000
NEW COMMERCIAL DEVELOPMENT CHARGES*							0.000
USER REVENUES		100.000	100.000	100.000	100.000	100.000	500.000
DEBENTURES							0.000
OTHER							0.000
TOTAL ATTRIBUTION	0.000	100.000	100.000	100.000	100.000	100.000	500.000

Under the Council approved Development Charge By-law #16-2013, the Region approved full Commercial and Institutional Development Charges, effective July 1, 2013. As well, the Region approved full Industrial Development Charge which is being phased in by July 1, 2016. Any shortfall in the Commercial, Institutional or Industrial Development Charge Reserve Funding financing will be funded from user revenues.

NEED/EXPLANATION OF PROJECT

Allowance for unanticipated works.

REGION OF DURHAM, 2017 CAPITAL BUDGET PROJECT DETAIL

SANITARY SEWERAGE SYSTEM

PROJECT LOCATION & DESCRIPTION
ITEM NO. 129
<u>ALLOWANCES AND OTHER PROVISIONS</u>
Allowance for Regional share for works in conjunction with residential subdivision development.
Project No.: M1710
RELATED PROJECTS
2017 Water Supply Capital Budget Item No. 183

BUDGET PROVISION AND COST ATTRIBUTION (\$000's)							
	Budget Prior to 2017	2017 CAPITAL BUDGET	Four Year Forecast				TOTAL
			2018	2019	2020	2021	
EXPENDITURES:							
ENVIRONMENTAL ASSESSMENT							0.000
ENGINEERING		200.000	200.000	200.000	200.000	200.000	1,000.000
LAND ACQUISITION							0.000
UTILITY RELOCATION							0.000
CONSTRUCTION		1,260.000	1,260.000	1,260.000	1,260.000	1,260.000	6,300.000
CONTINGENCY							0.000
OTHER							0.000
TOTAL EXPENDITURES	0.000	1,460.000	1,460.000	1,460.000	1,460.000	1,460.000	7,300.000
ATTRIBUTION:							
SUBSIDY/GRANTS							0.000
NEW RESIDENTIAL DEVELOPMENT CHARGES		1,084.780	1,084.780	1,084.780	1,084.780	1,084.780	5,423.900
NEW COMMERCIAL DEVELOPMENT CHARGES*		84.680	84.680	84.680	84.680	84.680	423.400
USER REVENUES		290.540	290.540	290.540	290.540	290.540	1,452.700
DEBENTURES							0.000
OTHER							0.000
TOTAL ATTRIBUTION	0.000	1,460.000	1,460.000	1,460.000	1,460.000	1,460.000	7,300.000
Under the Council approved Development Charge By-law #16-2013, the Region approved full Commercial and Institutional Development Charges, effective July 1, 2013. As well, the Region approved full Industrial Development Charge which is being phased in by July 1, 2016. Any shortfall in the Commercial, Institutional or Industrial Development Charge Reserve Funding financing will be funded from user revenues.							

NEED/EXPLANATION OF PROJECT
Regional share for sanitary sewers related to existing, new residential and new non-residential development, in conjunction with new residential subdivisions.

REGION OF DURHAM, 2017 CAPITAL BUDGET PROJECT DETAIL

SANITARY SEWERAGE SYSTEM

PROJECT LOCATION & DESCRIPTION
ITEM NO. 130
<u>ALLOWANCES AND OTHER PROVISIONS</u>
Allowance for Regional share for works in conjunction with non residential development.
Project No.: M1711
RELATED PROJECTS
2017 Water Supply Capital Budget Item No. 184

BUDGET PROVISION AND COST ATTRIBUTION (\$000's)

	Budget Prior to 2017	2017 CAPITAL BUDGET	Four Year Forecast				TOTAL
			2018	2019	2020	2021	
EXPENDITURES:							
ENVIRONMENTAL ASSESSMENT							0.000
ENGINEERING		57.200	57.200	57.200	57.200	57.200	286.000
LAND ACQUISITION							0.000
UTILITY RELOCATION							0.000
CONSTRUCTION		342.800	342.800	342.800	342.800	342.800	1,714.000
CONTINGENCY							0.000
OTHER							0.000
TOTAL EXPENDITURES	0.000	400.000	400.000	400.000	400.000	400.000	2,000.000
ATTRIBUTION:							
SUBSIDY/GRANTS							0.000
NEW RESIDENTIAL DEVELOPMENT CHARGES		297.200	297.200	297.200	297.200	297.200	1,486.000
NEW COMMERCIAL DEVELOPMENT CHARGES*		23.200	23.200	23.200	23.200	23.200	116.000
USER REVENUES		79.600	79.600	79.600	79.600	79.600	398.000
DEBENTURES							0.000
OTHER							0.000
TOTAL ATTRIBUTION	0.000	400.000	400.000	400.000	400.000	400.000	2,000.000

Under the Council approved Development Charge By-law #16-2013, the Region approved full Commercial and Institutional Development Charges, effective July 1, 2013. As well, the Region approved full Industrial Development Charge which is being phased in by July 1, 2016. Any shortfall in the Commercial, Institutional or Industrial Development Charge Reserve Funding financing will be funded from user revenues.

NEED/EXPLANATION OF PROJECT

Allowance for possible Regional share in design and construction of sanitary sewers for non- residential development.

CONSTRUCTION OF MUNICIPAL SERVICES

2017 CAPITAL BUDGET AND NINE YEAR FORECAST

ITEM No.	PROJECT DESCRIPTION	Project No.	BUDGET PRIOR TO 2017	2017 CAPITAL BUDGET	Nine Year Forecast									TOTAL	REMARKS	
					2018	2019	2020	2021	2022	2023	2024	2025	2026			
CONSTRUCTION OF MUNICIPAL SERVICES																
ROAD RELATED PROJECTS																
A	LINEAR INFRASTRUCTURE														Replacement of deficient sanitary sewers and/or construction of required works in conjunction with the Regional Road Program	
Regional Road Program																
1	R.R. 14 (Liberty St.) from Baseline Rd. to King St., Bowmanville Detailed Design Construction Total	R0503					300,000	1,400,000							300,000 1,400,000 1,700,000	
2	R.R. 16 (Ritson Rd.) from 51 m South of Maine St. to Given Rd., Oshawa Detailed Design Construction Total	R1510	57,000 343,000	30,000 170,000											87,000 513,000 600,000	
3	R.R. 22 (Victoria St.) from South Blair St. to east of Thickson Rd., Whitby (Realignment) Detailed Design Construction Total	T4011	180,000			890,000									180,000 890,000 1,070,000	Local sanitary sewer to be funded by development. Servicing and financing to be organized with development
4	R.R. 25 (Consumers Dr.) extension from east of Thickson Rd. to Thornton Rd., Whitby and Oshawa Detailed Design Construction Total	R1320	130,000	40,000 1,200,000											170,000 1,200,000 1,370,000	
5	R.R. 36 (Hopkins St.) from Consumers Dr. to Dundas St., Whitby Detailed Design										210,000				210,000	Construction beyond forecast.
6	R.R. 43 (Cochrane St.) from Ferguson St. to Bonacord Ave., Whitby Detailed Design Construction Total	R1519	50,000			620,000									50,000 620,000 670,000	
7	R.R. 52 (Thornton Rd.) from Champlain Ave. to Consumers Dr., Oshawa Detailed Design Construction Total	R1407	50,000	14,000 396,000											64,000 396,000 460,000	
8	R.R. 53 (Stevenson Rd.) from Bond St. to Rossland Rd., Oshawa Detailed Design Construction Total					100,000			1,240,000						100,000 1,240,000 1,340,000	
9	R.R. 57 (Martin Rd.) from Baseline Rd. to Nash Rd., Bowmanville Detailed Design Construction Total	R1309		400,000		2,260,000	400,000								400,000 2,660,000 3,060,000	Phase 1 - Intersection improvements Hwy 2 and Stevens Rd. Phase 2 - Baseline Rd. to Hwy No. 2 Phase 3 - Stevens Rd. to Nash Rd. (beyond forecast)
10	R.R. 59 (Gibb St.) from Stevenson Rd. to Simcoe St., Oshawa Detailed Design Construction Total						40,000	220,000							40,000 220,000 260,000	
11	R.R. 59 (Gibb St.)/Olive Ave. Interconnection from Simcoe St. to Ritson Rd., Oshawa Detailed Design Construction Total								35,000			135,000			35,000 135,000 170,000	
12	Highway 12 (Brock St.) from Manning Rd. to Rossland Rd., Whitby Detailed Design Construction Total	R1523		30,000			260,000								30,000 260,000 290,000	
13	Allowance for sanitary sewers in conjunction with the Regional Road Program					1,110,000	1,260,000	400,000	1,965,000	800,000	1,900,000	2,000,000	2,000,000		11,435,000	

CONSTRUCTION OF MUNICIPAL SERVICES

2017 CAPITAL BUDGET AND NINE YEAR FORECAST

ITEM No.	PROJECT DESCRIPTION	Project No.	BUDGET PRIOR TO 2017	2017 CAPITAL BUDGET	Nine Year Forecast								TOTAL	REMARKS		
					2018	2019	2020	2021	2022	2023	2024	2025			2026	
	Sub-total Regional road program		410,000	2,280,000	2,000,000	1,860,000	2,980,000	2,420,000	2,000,000	2,040,000	2,245,000	2,000,000	2,000,000	22,635,000		
14	Area Municipality Roads Programs The repair and replacement of deficient sanitary sewers are proposed to be carried out both in conjunction with area municipality road programs (Item No.'s 14A to 14I), 16 projects and independent of road programs in various locations (Item No.16) 5 projects. Total 21 projects.															
14A	City of Pickering Road Program (0 Projects) Works forecast for 2017 to 2025				235,000	235,000	235,000	235,000	235,000	235,000	235,000	235,000	235,000	2,115,000	Replacement of deficient sanitary sewers and/or construction of required works in conjunction with the City of Pickering road program.	
14B	Town of Ajax Road Program (4 Projects) Rideout St. from Exeter Rd to Kings Cres Mills Rd. from Station St. to Hunt St. Church St. from Harrisview St. to Hurst Dr. Fuller Rd. from Clements Rd. to Westney Rd. Works forecast for 2018 to 2026	A1799		60,000	385,000	365,000	365,000	365,000	365,000	365,000	365,000	365,000	365,000	60,000	3,305,000	Replacement of deficient sanitary sewers and/or construction of required works in conjunction with the Town of Ajax road program.
14C	Town of Whitby Road Program (6 Projects) King St. from Arthur St. to Dunlop St. James St from Kings St. to Centre St. Ontario St. W. from Henry St. to King St. Way St. from Baldwin St. to Price St. Price St. from Way St. to Campbell St. Centre St. from Miller St. to Dunlop St. Works forecast for 2018 to 2026	W1799		1,450,000	1,080,000	600,000	600,000	600,000	600,000	600,000	600,000	600,000	600,000	5,880,000	Replacement of deficient sanitary sewers and/or construction of required works in conjunction with the Town of Whitby road program.	
14D	City of Oshawa Road Program (4 Projects) Oshawa Blvd. from Eulalie Ave. to Gliddon Ave. Verdun Rd. from Eulalie Ave. to Gliddon Ave. Grenfell St. from Elmgrove Ave to Pine Ave. Hillside Avenue from Laval Dr./Laval St. to Seville St. Works forecast for 2018 to 2026	O1799		300,000	1,100,000	1,100,000	1,100,000	1,100,000	1,100,000	1,100,000	1,100,000	1,100,000	1,100,000	9,900,000	Replacement of deficient sanitary sewers and/or construction of required works in conjunction with the City of Oshawa	
14E	Municipality of Clarington Road Program (2 Projects) Bernard St. from Third St. to south limits and Third St. from Liberty St. to Bernard St. Prospect St. from Odell St. to Fourth St. Works forecast for 2018 to 2026	C1799		70,000	300,000	300,000	300,000	300,000	300,000	300,000	300,000	300,000	300,000	70,000	2,700,000	Replacement of deficient sanitary sewers and/or construction of required works in conjunction with the Municipality of Clarington road program.
14F	Township of Scugog Road Program (0 Projects) Works forecast for 2018 to 2026				75,000	75,000	75,000	75,000	75,000	75,000	75,000	75,000	75,000	675,000	Replacement of deficient sanitary sewers and/or construction of required works in conjunction with the Township of Scugog road program.	
14G	Township of Uxbridge Road Program (0 Projects) Works forecast for 2018 to 2025				340,000	340,000	340,000	340,000	340,000	340,000	340,000	340,000	340,000	3,060,000	Replacement of deficient sanitary sewers and/or construction of required works in conjunction with the Township of Uxbridge road program.	

300

CONSTRUCTION OF MUNICIPAL SERVICES

2017 CAPITAL BUDGET AND NINE YEAR FORECAST

ITEM No.	PROJECT DESCRIPTION	Project No.	BUDGET PRIOR TO 2017	2017 CAPITAL BUDGET	Nine Year Forecast									TOTAL	REMARKS		
					2018	2019	2020	2021	2022	2023	2024	2025	2026				
14H	Township of Brock Road Program (0 Projects)																Replacement of deficient sanitary sewers and/or construction of required works in conjunction with the Township of Brock road program.
	Works forecast for 2018 to 2026				120,000	120,000	120,000	120,000	120,000	120,000	120,000	120,000	120,000	1,080,000			
14i	Allowance for unknown requirements in conjunction with area municipality road programs in various locations	M1703		241,420	100,000	100,000	100,000	100,000	100,000	100,000	100,000	100,000	100,000	1,141,420			Allowance to provide for unanticipated sanitary sewerage works in conjunction with area municipality road programs in various locations (items No. 14A to 14H)
	Sub-total works to rectify identified deficiencies and/or construction of required works in conjunction with area municipality road programs (items 14A to 14i)		0	2,121,420	3,735,000	3,235,000	3,235,000	3,235,000	3,235,000	3,235,000	3,235,000	3,235,000	3,235,000	31,736,420			
	MTO AND GO Transit Projects																
15	Allowance for sanitary sewers in conjunction with the MTO & Go Transit projects				100,000	100,000	100,000	100,000	100,000	100,000	100,000	100,000	100,000	900,000			
	Sub-total works in conjunction with MTO and GO-Transit projects		0	0	100,000	100,000	100,000	100,000	100,000	100,000	100,000	100,000	100,000	900,000			
16	Betterment/Replacement Works to rectify identified system deficiencies independent of road programs in various locations (5 projects)	M1799		622,600													Provision for replacement and/or rehabilitation of deficient sanitary sewers independent of road programs in various locations.
	Erosion protection for sanitary sewers in various locations	M1715															
	Harmony Creek at Knights of Columbus Park Trunk Sanitary Sewer erosion protection																
	Allowance for final restoration for remedial works constructed in prior years	M1716															
	Remedial works in various locations (Locations and priorities under review)	M1717															
	Preliminary engineering/ surveys for future construction of remedial works	M1718															
	Future remedial works in various locations				650,000	650,000	650,000	650,000	650,000	650,000	650,000	650,000	650,000	5,850,000			
	PICKERING/ AJAX SYSTEM																
17	YDSS – Rehabilitation of the trunk sanitary sewer from the intersection of Valley Farm Rd. & Finch Ave. to the Duffin Creek Water Pollution Control Plant splitting chamber	Y1501	637,600	700,000	600,000	5,400,000							700,000	8,037,600			Cost sharing with York Region
	WHITBY / OSHAWA / CLARINGTON (COURTICE) SYSTEM																
18	Replacement of sanitary sewer on Centre St. from Dundas St. to Dunlop St., Whitby												140,000	140,000			Asset Management Project - Sanitary sewer has reached the end of its useful service life.
19	Replacement of sanitary sewer on Maria St. from Annes St. to Frances St., Whitby												440,000	440,000			Asset Management Project - Sanitary sewer has reached the end of its useful service life.
20	Replacement of a sanitary sewer on Walnut St. from Euclid St. to Kent St., Whitby												170,000	170,000			Asset Management Project - Sanitary sewer has reached the end of its useful service life.
21	Replacement of a sanitary sewer on Orchard Crt from St. Lawrence St. to west limit, Whitby												150,000	150,000			Asset Management Project - Sanitary sewer has reached the end of its useful service life.
22	Replacement of a sanitary sewer on Simcoe St. S. from Quebec St. to Gibb St., Oshawa												140,000	140,000			Asset Management Project - Sanitary sewer has reached the end of its useful service life.
23	Replacement of sanitary sewer on Olive Ave. from Court St. to Ritson Rd., Oshawa								800,000					800,000			Asset Management Project - Sanitary sewer has reached the end of its useful service life.
24	Replacement of sanitary sewer on Simcoe St. from Lloyd St. to John St., Oshawa	O1602	65,000	300,000										365,000			Asset Management Project - Sanitary sewer has reached the end of its useful service life.
25	Replacement of sanitary sewer on RR 2A (Centre St.) from King St. W. to Brock St. W., Oshawa	O1503	100,000			778,000								878,000			Asset Management Project - Sanitary sewer has reached the end of its useful service life.

CONSTRUCTION OF MUNICIPAL SERVICES

2017 CAPITAL BUDGET AND NINE YEAR FORECAST

ITEM No.	PROJECT DESCRIPTION	Project No.	BUDGET PRIOR TO 2017	2017 CAPITAL BUDGET	Nine Year Forecast								TOTAL	REMARKS	
					2018	2019	2020	2021	2022	2023	2024	2025			2026
26	Replacement of sanitary sewer on Nassau St. from John St. W. to King St.W, Oshawa	O1504	500,000						100,000					600,000	Asset Management Project - Sanitary sewer has reached the end of its useful service life.
27	Replacement of sanitary sewer on RR 54 (Park Rd. S.) from Fenelon Cres. to Gaspe Ave., Oshawa	O1506	160,000	1,500,000										1,660,000	Asset Management Project - Sanitary sewer has reached the end of its useful service life.
28	Replacement of sanitary sewer on RR 22 (Bloor St.) from Cubert St. to Oxford St., Oshawa						253,000							253,000	Asset Management Project - Sanitary sewer has reached the end of its useful service life.
29	Replacement of sanitary sewer on Athol St. E. from Simcoe St. to Celina St., Oshawa				150,000									150,000	Asset Management Project - Sanitary sewer has reached the end of its useful service life.
30	Replacement of sanitary sewer on Oxford St. from Stone St. to Dwight Ave., Oshawa	O1702		220,000										220,000	Asset Management Project - Sanitary sewer has reached the end of its useful service life.
31	Replacement of sanitary sewer on Adelaide Ave. W. from Prince St. to Centre St., Oshawa						25,000	525,000						550,000	Asset Management Project - Sanitary sewer has reached the end of its useful service life.
32	Replacement of sanitary sewer on Hillcroft St. from Mary St. to Jarvis St. Oshawa							450,000						450,000	Asset Management Project - Sanitary sewer has reached the end of its useful service life.
CLARINGTON (BOWMANVILLE) SYSTEM															
33	Replacement of sanitary sewer on King St. from Lambert St. to St. George St., Bowmanville	C1701		160,000										160,000	Asset Management Project - Sanitary sewer has reached the end of its useful service life.
34	Replacement of sanitary sewer in various locations							403,000	3,108,000	2,408,000	3,278,000	3,278,000	12,475,000	Asset Management Project - Sanitary sewer has reached the end of its useful service life.	
CONSTRUCTION OF SERVICES IN UNSERVICED AREAS IN RESPONSE TO REQUESTS OR PETITIONS															
35	Allowance for construction of services in unserviced areas in response to requests or petitions				200,000	200,000	760,000	1,745,000	200,000	200,000	200,000	200,000	200,000	3,905,000	Allowance for construction of sanitary sewers in unserviced areas in response to requests or petitions.
Sub-total construction of services in unserviced areas				0	200,000	200,000	760,000	1,745,000	200,000	200,000	200,000	200,000	200,000	3,905,000	
Sub-total Betterments/Replacement			1,462,600	3,502,600	1,600,000	7,028,000	1,410,000	2,673,000	3,128,000	4,128,000	4,128,000	4,828,000	4,128,000	37,393,600	
System Expansion															
PICKERING / AJAX SYSTEM															
36	Central Duffin Collector (CDC) Trunk Sanitary Sewer from Concession Rd. 4 to Taunton Rd., Pickering Detailed Design Construction Total	D1707		200,000	100,000 1,700,000									300,000 1,700,000 2,000,000	Linear infrastructure required for the development of the Seaton Community.
37	Central Duffin Collector (CDC) Brock Rd. Trunk Sanitary Sewer - Taunton Rd. to South of the employment lands Detailed Design Construction Total	D1708		1,000,000	500,000 9,100,000									1,500,000 9,100,000 10,600,000	Linear infrastructure required for the development of the Seaton Community.
38	York/Durham Sewage System - Primary Trunk Sanitary Sewer Twinning, Pickering Environmental Assessment Detailed Design Construction Total					6,000,000		15,000,000		218,600,000				6,000,000 15,000,000 218,600,000 239,600,000	Cost sharing with York Region
39	Twinning of forcemain from the Liverpool Road Sanitary Sewage Pumping Station to the Duffin Creek Water Pollution Control Plant, Pickering Detailed Design Construction Total	P0503	518,000 8,570,000		2,000,000									518,000 10,570,000 11,088,000	Twinning of the trunk sanitary sewer is required primarily to provide system security and provide increased capacity.
40	Twinning of Monarch Ave. Trunk Sanitary sewer on easement from Bayly St. Mackenzie Ave., Ajax Detailed Design										210,000			210,000	Twinning of the trunk sanitary sewer is required primarily to provide system security and provide increased capacity. Construction beyond forecast
41	Twinning of Duffin Creek Trunk Sanitary Sewer on easement from Bayly St. SSPS to Hwy 401, Ajax Detailed Design											1,100,000		1,100,000	Twinning of the trunk sanitary sewer is required to provide system security and increased capacity. Construction beyond forecast
WHITBY / OSHAWA / CLARINGTON (COURTICE) SYSTEM															
42	Twinning Harbour St. Trunk Sanitary Sewer from 400 m north of Water St. to Breakwater Sanitary Sewage Pumping Station, Whitby Detailed Design Construction Total				500,000			1,400,000						500,000 1,400,000 1,900,000	Twinning of the trunk sanitary sewer is required primarily to provide system security and provide increased capacity.

CONSTRUCTION OF MUNICIPAL SERVICES

2017 CAPITAL BUDGET AND NINE YEAR FORECAST

ITEM No.	PROJECT DESCRIPTION	Project No.	BUDGET PRIOR TO 2017	2017 CAPITAL BUDGET	Nine Year Forecast								TOTAL	REMARKS	
					2018	2019	2020	2021	2022	2023	2024	2025			2026
43	Corbett Trunk Sanitary Sewer on easement from Wentworth St. to Corbett Creek WPCP, Whitby Environmental Assessment												260,000	260,000	Required to service new development. Timing of construction dependent on rate of development. Detailed design and construction beyond forecast.
44	West Whitby sub trunk on Dundas St. from Coronation Rd. to Halls Rd., Whitby Detailed Design Construction Total									250,000		1,800,000		250,000 1,800,000 2,050,000	Required to service new development. Timing of construction dependent on rate of development.
45	Brooklin Trunk Sanitary Sewer on easement from Anderson St. to Thickson Rd. Sanitary Sewage Pumping Station, Whitby Detailed Design Construction Total						800,000				3,480,000			800,000 3,480,000 4,280,000	Required to service new development. Timing of construction dependent on rate of development.
46	Ash Creek Trunk Sanitary Sewer from Consumers Dr./Green Rd. to Ash Creek Trunk Sanitary Sewage at Pringle Creek Water Pollution Control Plant, Whitby Environmental Assessment												1,150,000	1,150,000	Detailed design and construction beyond forecast.
47	Conlin Rd. W. Trunk Sanitary Sewer on Conlin Rd. from Whitby/ Oshawa Boundary to Conlin Rd. Sanitary Sewage Pumping Station, Whitby/Oshawa Environmental Assessment Detailed Design Construction Total					500,000			750,000		5,100,000			500,000 750,000 5,100,000 6,350,000	Required to service new development. Timing of construction dependent on rate of development.
48	Farewell Creek Trunk Sanitary Sewer on easement west of Grandview St., Oshawa Twinning Environmental Assessment and Detailed Design Construction Total						300,000				2,500,000			300,000 2,500,000 2,800,000	Required to service new development. Timing of construction dependent on rate of development.
49	Twinning of northwest branch of Harmony Creek Sub-Trunk Sanitary Sewer from 200m south of Beatrice St. to Rison Rd., Oshawa Detailed Design Construction Total	O9835	350,000											350,000 1,970,000 2,320,000	Replacement of existing surcharged sanitary trunk sewer. Design and land acquisition completed. Construction forecast in 2019, depending on flow monitoring results.
50	North Oshawa Creek (East branch) Trunk Sanitary Sewer on easement from Britannia Rd. to Winchester Rd., Oshawa Detailed Design Construction Total						400,000		3,825,000					400,000 3,825,000 4,225,000	Required to service new development. Timing of construction dependent on rate of development.
51	Twinning of Oshawa Creek Trunk Sanitary Sewer from Gibb St. to Greenwood Ave., Oshawa Detailed Design Construction Total					200,000		990,000						200,000 990,000 1,190,000	Twinning of the trunk sanitary sewer is required primarily to provide system security and provide increased capacity.
52	Forcemain on Conlin Rd. from Ritson Rd. to Harmony Rd., Oshawa Detailed Design Construction Total							500,000			5,350,000			500,000 5,350,000 5,850,000	
53	North Oshawa Creek (West Branch) Trunk Sanitary Sewer from Conlin Rd. Sanitary Sewage Pumping Station to Britannia Rd., Oshawa Environmental Assessment and land Detailed Design Construction Total						500,000			390,000		3,660,000		500,000 390,000 3,660,000 4,550,000	Required to service new development. Timing of construction dependent on rate of development.
54	North Oshawa Creek (West Branch) Trunk Sanitary Sewer from south side of hydro corridor to Columbus Rd., Oshawa Environmental Assessment Detailed Design Construction Total						500,000		1,500,000			13,700,000		500,000 1,500,000 13,700,000 15,200,000	Required to service new development. Timing of construction dependent on rate of development.
55	Courtice Trunk Sanitary Sewer Phase 7 - on Greenhill Dr. from Grandview St. to Harmony Rd. and Harmony Rd. from future Greenhill Dr. to Colin Rd.	D1709		5,000,000	1,400,000									6,400,000	Required to service new development.

303

CONSTRUCTION OF MUNICIPAL SERVICES

2017 CAPITAL BUDGET AND NINE YEAR FORECAST

ITEM No.	PROJECT DESCRIPTION	Project No.	BUDGET PRIOR TO 2017	2017 CAPITAL BUDGET	Nine Year Forecast								TOTAL	REMARKS	
					2018	2019	2020	2021	2022	2023	2024	2025			2026
56	Courtice Trunk Sanitary Sewer Environmental Assessment and Detailed Design Phase 1 :400 m South of Energy Dr. to 100 m North of Energy Dr. Phase 2 :100 m North of Energy Dr. to the intersection of Baseline Rd. and Courtice Rd. Phase 3: Baseline Rd. from Courtice Rd. to Trulls Rd. and Trulls Rd. from Baseline Rd. to Bloor St. Phase 4: Trulls Rd. from Bloor St. to Future Adelaide Ave. Ext. Phase 5: Adelaide Ave. Extension from Trulls Rd. to Townline Rd.	C0702	3,639,000 2,800,000 21,100,000		24,310,000		36,670,000		13,650,000					3,639,000 2,800,000 21,100,000 24,310,000 36,670,000 13,650,000 102,169,000	Environmental Assessment completed Detailed design initiated
57	Courtice Trunk Sanitary Sewer - Phase 6 Townline Rd. from Adelaide Ave. to Coldstream Dr., Oshawa / Courtice Detailed Design Construction Total	C1406	535,000 14,865,000							11,550,000			535,000 26,415,000 26,950,000	Required to service new development. Timing of construction dependent on rate of development. Stage 1: Beatrice St. to Coldstream Dr. Stage 2: Adelaide Ave. to Beatrice St	
58	Southwest Courtice Trunk Sanitary Sewer on Baseline Rd. from Trulls Rd. to 650 m west of Trulls Rd., Courtice Detailed Design Construction Total									3,300,000			3,300,000 3,300,000	Required to service new development. Timing of construction dependent on rate of development.	
CLARINGTON (BOWMANVILLE) SYSTEM															
59	Baseline Rd. Trunk Sanitary Sewer from Simpson Ave. to Bennett Rd., Bowmanville Detailed Design Construction Total				300,000					6,500,000			300,000 6,500,000 6,800,000	Timing of construction dependent on rate of development.	
60	Port Darlington Rd. Trunk Sanitary Sewer from Baseline Rd. to existing easement, Bowmanville Detailed Design Construction Total				250,000					8,250,000			250,000 8,250,000 8,500,000	Required to service new development. Timing of construction dependent on rate of development.	
61	Twinning of Spry Ave. Trunk Sanitary Sewer from Baseline Rd. to NL of Spry Ave., Bowmanville Environmental Assessment											310,000	310,000	Required to service new development. Timing of construction dependent on rate of development. Detailed design and construction beyond forecast.	
62	Soper Creek Trunk Sanitary Sewer on Mearns Ave. from Freeland Ave. to Concession Rd. 3 and on Concession Rd. 3 from Mearns Ave. to 450 m west of Mearns Ave. Detailed Design											100,000	100,000	Required to service new development. Timing of construction dependent on rate of development. Construction beyond forecast	
CLARINGTON (NEWCASTLE) SYSTEM															
63	Foster Creek Trunk Sanitary Sewer on Sunset Blvd. from Church St. to Rudell Rd., Newcastle Environmental Assessment / Detailed Design Construction Total	C1002	331,400			3,070,000							331,400 3,070,000 3,401,400	Required to service new development. Timing of construction dependent on rate of development.	
64	Foster Creek Trunk Sanitary Sewer on North St. from Wilmot St. to north of CPR., Newcastle Detailed Design Construction Total	D1616	100,000	70,000 1,080,000									170,000 1,080,000 1,250,000	Required to service new development. Timing of construction dependent on rate of development.	
65	Foster Creek Trunk Sanitary Sewer on North St. from north side of CPR to Concession Rd. 3, Newcastle Detailed Design Construction Total				100,000	2,200,000							100,000 2,200,000 2,300,000		
66	Wilmot Creek Trunk Sanitary Sewer on Toronto St. and on easement from Newcastle WPCP to Rudell Rd. Sanitary Sewage Pumping Station Detailed Design Construction Total	C1204	425,000 4,700,000	1,420,000 8,180,000									1,845,000 12,880,000 14,725,000	Required to service new development. Timing of construction dependent on rate of development and system security. Phase 1 - completed Phase 2 - 510 m south of CN Rail to Rudell SSSP	
67	Wilmot Creek Trunk Sanitary Sewer on easement (through future development) from Rudell Rd. to King St., Newcastle Detailed Design Construction Total				500,000	2,600,000							500,000 2,600,000 3,100,000	Required to service new development. Timing of construction dependent on rate of development and system security.	
68	Wilmot Creek Trunk Sanitary Sewer on easement (through future development) from King St. to Hwy 115/35, Newcastle Detailed Design Construction Total					130,000		1,210,000					130,000 1,210,000 1,340,000	Required to service new development. Timing of construction dependent on rate of development and system security.	

CONSTRUCTION OF MUNICIPAL SERVICES

2017 CAPITAL BUDGET AND NINE YEAR FORECAST

ITEM No.	PROJECT DESCRIPTION	Project No.	BUDGET PRIOR TO 2017	2017 CAPITAL BUDGET	Nine Year Forecast									TOTAL	REMARKS
					2018	2019	2020	2021	2022	2023	2024	2025	2026		
SCUGOG (PORT PERRY) SYSTEM															
69	Twinning of the sanitary forcemain from Water St. Sanitary Sewage Pumping Station to the intersection of Carlan Dr. and R.R. 8 (Reach St.), Port Perry Detailed Design Construction Total	S9732	300,000	300,000 3,800,000										600,000 3,800,000 4,400,000	Twinning of forcemain to provide additional capacity for new development and system security.
Sub-total System Expansion			58,233,400	21,050,000	40,310,000	7,260,000	54,270,000	7,385,000	46,690,000	26,180,000	237,970,000	2,920,000	0	489,668,400	
B BUILDINGS															
PICKERING / AJAX SYSTEM															
70	Class Environmental Assessment to address the outfall limitations at Duffin Creek Water Pollution Control Plant, Pickering Environmental Assessment Detailed Design Construction Total	Y0802	8,005,000				240,000,000							8,005,000 240,000,000 248,005,000	Cost sharing with York Region. The outfall EA is subject to a decision by The Minister of the Environment and Climate Change.
71	Regional Environmental Laboratory Upgrades and ventilation associated works, Pickering Preliminary / Detailed Design Construction Total	Y1602	250,000	200,000	2,950,000									450,000 2,950,000 3,400,000	Cost sharing with York Region. Allowance provided which is subject to detailed design.
72	Seaton - Sanitary Sewage Pumping Station 4 and forcemain Pickering Detailed Design Construction Contract Administration Total	D1710		500,000	160,000 3,940,000									660,000 3,940,000 4,600,000	Durham to oversee the detailed design and construction of vertical infrastructure required for the development of the Seaton Community.
73	Carruthers Sanitary Sewage Pumping Station pump addition and stand by power, Ajax	D1116	260,000	1,644,500										1,904,500	New pumps and stand by power required for new growth and security.
74	Proposed Harwood Sanitary Sewage Pumping Station and forcemain Ajax Environmental Assessment Detailed Design Construction Total	D1408	200,000		500,000		3,420,000							200,000 500,000 3,420,000 4,120,000	Timing of construction dependent on rate of development.
WHITBY / OSHAWA / CLARINGTON (COURTICE) SYSTEM															
75	Corbett Creek Water Pollution Control Plant - works to rectify existing deficiencies Detailed Design Construction Total					600,000	6,000,000							600,000 6,000,000 6,600,000	Required to rectify existing deficiencies at the plant.
76	Corbett Creek Water Pollution Control Plant - New headworks building Conceptual Design Detailed Design Construction Total	D1409	100,000 700,000				4,660,000							100,000 700,000 4,660,000 5,460,000	Work will commence once the deficiencies project has been completed.
77	Expansion of Corbett Creek Water Pollution Control Plant from 84,350 m ³ /d to 109,104 m ³ /d Environmental Assessment and Detailed Design											1,250,000		1,250,000	Expansion to provide capacity for new development. Construction beyond forecast.
78	Proposed Thickson Rd. Sanitary Sewage Pumping Station and forcemain, Whitby Environmental Assessment Detailed Design Construction Total				1,000,000		1,200,000			23,500,000				1,000,000 1,200,000 23,500,000 25,700,000	
79	Harmony Creek Water Pollution Control Plant Upgrades and P2 Plan requirements, Oshawa Detailed design and construction	D1523	4,666,564	15,500,000										20,166,564	Remedial work required to ensure on-going compliance with regulations, codes and long term sustainability. Pollution Prevention Plans (P2) for Wastewater Plants under the Canadian Environmental Protection Act (CEPA, 1999)

CONSTRUCTION OF MUNICIPAL SERVICES

2017 CAPITAL BUDGET AND NINE YEAR FORECAST

ITEM No.	PROJECT DESCRIPTION	Project No.	BUDGET PRIOR TO 2017	2017 CAPITAL BUDGET	Nine Year Forecast								TOTAL	REMARKS	
					2018	2019	2020	2021	2022	2023	2024	2025			2026
80	Harmony Creek Water Pollution Control Plant No. 1 demolition, Oshawa Detailed Design Construction Total		1,000,000			2,000,000								3,000,000	The demolition of Plant No. 1 will commence once all upgrades on plant 2 are completed.
81	Harmony Creek Sanitary Sewage Pumping Station - expansion and forcemain twinning Environmental Assessment											520,000		520,000	Timing of construction dependent on rate of development. Detailed design and construction beyond forecast.
82	Proposed Conlin Rd. Sanitary Sewage Pumping Station and twinning of the forcemain, Oshawa Environmental Assessment Detailed Design Construction Total				1,000,000		4,800,000		59,900,000					1,000,000 4,800,000 59,900,000 65,700,000	Timing of construction dependent on rate of development.
83	Simcoe St. South Sanitary Sewage Pumping Station and forcemain replacement, Oshawa Detailed Design Construction Total	D1710		150,000 138,000		728,000								150,000 866,000 1,016,000	Replacement of the existing sanitary sewage pumping station.
84	Expansion of Courtyce Water Pollution Control Plant from 68 MLD to 136 MLD Environmental Assessment Detailed Design Total										1,000,000			1,000,000 3,120,000 4,120,000	Expansion to provide capacity for new development. Construction beyond forecast.
85	Baseline Rd. Sanitary Sewage Pumping Station and forcemain, Courtyce Detailed Design Construction Total										350,000		3,400,000	350,000 3,400,000 3,750,000	Timing of construction dependent on rate of development.
CLARINGTON (BOWMANVILLE) SYSTEM															
86	Proposed Northeast Sanitary Sewage Pumping Station and forcemain Bowmanville Environmental Assessment												520,000	520,000	Detailed design and construction beyond forecast.
CLARINGTON (NEWCASTLE) SYSTEM															
87	Newcastle Water Pollution Control Plant - Capacity Re-rating 4 MLD to 7 MLD and sludge storage Optimization Study Detailed Design Construction Total	D1117	200,000 500,000 3,000,000			4,120,000								200,000 500,000 7,120,000 7,820,000	Potential for additional capacity through an optimization study and modification to the plant. Possible plant expansion deferred beyond forecast. Allowance for potential upgrades subject to optimization study.
88	Expansion of Newcastle Water Pollution Control Plant from 7 MLD to 14 MLD Environmental Assessment												1,050,000	1,050,000	Detailed design and construction beyond forecast.
89	Port Newcastle Sanitary Sewage Pumping Station and forcemain (oversizing)	D1411	100,000			1,130,000								1,230,000	Required to service the Newcastle Water Supply Plant and surrounding service area.
90	Rudell Rd. Sanitary Sewage Pumping Station - decommissioning													520,000	
91	Sunset Sanitary Sewage Pumping Station - decommissioning							520,000						520,000	
UXBRIDGE (UXBRIDGE) SYSTEM															
92	Uxbridge Water Pollution Control Plant - Optimization Study and upgrades	D1204	600,000			2,200,000								2,800,000	Allowance for potential upgrades subject to optimization study
SCUGOG (PORT PERRY) SYSTEM															
93	Water St. Sanitary Sewage Pumping Station - upgrading Evaluation / Environmental Assessment / Detailed Design Construction Total	D1304	908,350			1,203,000	1,100,000	2,000,000	2,000,000					908,350 6,303,000 7,211,350	Asset Management Project - project budget to be confirmed and updated upon the completion of the environmental assessment.
BROCK (SUNDERLAND) SYSTEM															
94	Sunderland Water Pollution Control Plant - Lagoon System Environmental Assessment					500,000								500,000	Future capital funding subject to the outcome of the class environmental assessment

CONSTRUCTION OF MUNICIPAL SERVICES

2017 CAPITAL BUDGET AND NINE YEAR FORECAST

ITEM No.	PROJECT DESCRIPTION	Project No.	BUDGET PRIOR TO 2017	2017 CAPITAL BUDGET	Nine Year Forecast								TOTAL	REMARKS	
					2018	2019	2020	2021	2022	2023	2024	2025			2026
	<u>BROCK (CANNINGTON) SYSTEM</u>														
95	Cannington Water Pollution Control Plant - Lagoon System Environmental Assessment				500,000									500,000	Future capital funding subject to the outcome of the class environmental assessment.
	<u>REGION WIDE (WASTEWATER) SYSTEM</u>														
96	Septage receiving stations						200,000	1,500,000						1,700,000	Required to accommodate increasing volumes of septage delivered by truck to the Region's Water Pollution Control Plants.
97	Water Pollution Control Plant - Asset Management									5,000,000	5,000,000	5,000,000	5,000,000	20,000,000	Allowance for the future replacement/rehabilitation of assets at the water pollution control plants. Based on site specific condition assessments.
	Sub-total Buildings		20,489,914	18,132,500	13,611,000	10,540,000	16,420,000	249,880,000	59,900,000	28,500,000	6,350,000	10,170,000	9,690,000	443,683,414	
C	<u>MACHINERY AND EQUIPMENT</u>														
	<u>PICKERING / AJAX SYSTEM</u>														
98	Duffin Creek Water Pollution Control Plant - Digester mixing improvements and Motor Control Centre Replacement, Pickering	Y1502	7,000,000		6,300,000									13,300,000	The Regions are required to upgrade Cost sharing with York Region
99	Duffin Creek Water Pollution Control Plant - Replacement of Reactor No. 1 & 2, Pickering Conceptual Design Detailed Design Construction Total	Y1503	1,000,000	14,000,000		10,000,000	20,000,000	55,500,000	22,000,000		54,500,000			1,000,000 14,000,000 162,000,000 177,000,000	Cost sharing with York Region
100	Duffin Creek Water Pollution Control Plant - Resource Recovery Feasibility Study				500,000									500,000	Cost sharing with York Region
101	Duffin Creek Water Pollution Control Plant -Phosphorus Optimization Study/ Process Study					1,500,000								1,500,000	Cost sharing with York Region
102	Duffin Creek Water Pollution Control Plant -Asset Management Plan	D1719		600,000										600,000	Cost sharing with York Region
103	Liverpool Rd. Sanitary Sewage Pumping Station - replacement of the stand by power Detailed Design Construction Total	D1413	600,000 1,140,000	2,600,000										600,000 3,740,000 4,340,000	To ensure system operation in the event of electrical power outages.
104	Liverpool Rd. Sanitary Sewage Pumping Station - Variable Frequency Drive replacement	D1713		340,000										340,000	
105	Bayly St. Sanitary Sewage Pumping Station - Bar Screen Replacement and Motor Control Centre review & upgrades, Ajax Preliminary works/Detailed Design Construction Total	D1714		350,000	2,250,000									350,000 2,250,000 2,600,000	
106	Cloverridge Sanitary Sewage Pumping Station - Bar Screen Replacement and review/upgrades to the Motor Control Centre Preliminary works/Detailed Design Construction Total					250,000	2,250,000							250,000 2,250,000 2,500,000	
	<u>WHITBY / OSHAWA / CLARINGTON (COURTICE) SYSTEM</u>														
107	Madawaska Sanitary Sewage Pumping Station New diesel genset, enclosure and associated works, Oshawa Preliminary work/Detailed Design Construction Total	D1118	200,000		1,050,000									200,000 1,050,000 1,250,000	To ensure system operation in the event of electrical power outages.
108	Corbett Creek Water Pollution Control Plant - replacement of the Clarifier mechanisms	D1715		320,000										320,000	Asset Management Project - has reached the end of its useful service life
109	Courtice Water Pollution Control Plant - Resource Recovery Plan Phase 2	D1319	200,000	300,000										500,000	Feasibility study required to investigate energy recovery strategies.
110	Courtice Water Pollution Control Plant - upgrades					350,000	500,000	500,000	2,000,000	2,000,000	4,000,000	4,000,000	13,350,000	Allowance for Courtice WPCP upgrades - requirements to be confirmed once the condition assessment has been completed.	
111	Courtice Water Pollution Control plant - Aeration blower replacement				400,000	400,000								800,000	Asset Management Project - has reached the end of its useful service life

CONSTRUCTION OF MUNICIPAL SERVICES

2017 CAPITAL BUDGET AND NINE YEAR FORECAST

ITEM No.	PROJECT DESCRIPTION	Project No.	BUDGET PRIOR TO 2017	2017 CAPITAL BUDGET	Nine Year Forecast									TOTAL	REMARKS
					2018	2019	2020	2021	2022	2023	2024	2025	2026		
CLARINGTON (BOWMANVILLE) SYSTEM															
112	Port Darlington Water Pollution Control Plant - Major Maintenance replacement work, Bowmanville Condition Assessment/Detailed design Construction Total				625,000	1,000,000	1,278,000							625,000 2,278,000 2,903,000	Asset Management Project - has reached the end of its useful service life
BROCK (BEAVERTON) SYSTEM															
113	Lake Simcoe Water Pollution Control Plant - Diffused Air System replacement Detailed Design Construction Total	D1716		215,000 405,000	900,000									215,000 1,305,000 1,520,000	Asset Management Project - has reached the end of its useful service life
114	Harbour Sanitary Sewage Pumping Station - Motor Control Centre replacement Detailed Design Construction Total	D1416	90,000 270,000	340,000										90,000 610,000 700,000	Asset Management Project - has reached the end of its useful service life
REGION WIDE															
115	Fuel Tank Compliance	D1613	700,000	2,500,000										3,200,000	Allowance for fuel tank inspections and required upgrades in various locations in the Region.
	Sub-total Machinery and Equipment		1,460,000	21,970,000	12,025,000	13,150,000	23,878,000	56,000,000	22,500,000	2,000,000	56,500,000	4,000,000	4,000,000	227,223,000	
D IT INFRASTRUCTURE															
116	SCADA System Master Plan for the sanitary sewage pumping stations and implementation requirements							1,000,000	1,000,000					2,000,000	Allowance for SCADA project.
	Sub-total IT Infrastructure			0	0	0	0	1,000,000	1,000,000	0	0	0	0	2,000,000	
E ALLOWANCES AND OTHER PROVISIONS															
117	Regional Sewage Master planning study for the Regional Official Plan Review	D1421	800,000					800,000						1,600,000	
118	Inflow/infiltration studies and required remedial works in various locations	D0606		400,000	500,000	500,000	500,000	500,000	500,000	500,000	500,000	500,000	500,000	4,900,000	Studies to identify areas of excessive infiltration into sanitary sewers and construction of required remedial works.
119	Emergency Planning Updating Requirements	D1307	175,000		100,000	100,000								375,000	Allowance for updating required to ensure optimal performance during an emergency.
120	Asset Condition Assessments - Reports for the Vertical Assets	D1419	1,003,350		300,000	300,000	300,000	300,000	300,000	300,000	300,000	300,000	300,000	3,703,350	Provincial requirement to assess condition of all assets and develop a rehabilitation strategy.
121	Asset Condition Assessment/ investigation on trunk sanitary sewer system	D1420	411,000	198,000	200,000	200,000	200,000	200,000	200,000	200,000	200,000	200,000	200,000	2,409,000	Allowance for assessment of large trunk sanitary sewers.
122	Master planning energy management				200,000									200,000	Study to identify a long term strategy for implementation of an efficient and effective energy policy.
123	Allowance for acquisition of easements	M1701		150,000	150,000	150,000	150,000	150,000	150,000	150,000	150,000	150,000	150,000	1,500,000	A number of sanitary sewers are located on easements to which the Region does not have a clear title. This allowance for acquisition of easements for existing sanitary sewers.
124	Allowance for engineering studies	M1707		150,000	150,000	150,000	150,000	150,000	150,000	150,000	150,000	150,000	150,000	1,500,000	Allowance for miscellaneous engineering studies.
125	Phosphorus Reduction Study for Lake Simcoe Water Pollution Control Plants.							250,000						250,000	Potential study for Lake Simcoe Phosphorus Reduction Strategy identified future requirements for improvements to effluent quality at WPCPs. Durham's 4 WPCPs in the Lake Simcoe basin will need to be evaluated.
126	Preliminary engineering	66143		100,000	100,000	100,000	100,000	100,000	100,000	100,000	100,000	100,000	100,000	1,000,000	Allowance for preliminary engineering carried out in advance of budget provision.
127	Allowance for sundry extensions as per Council policy	M1708		15,000	15,000	15,000	15,000	15,000	15,000	15,000	15,000	15,000	15,000	150,000	Regional share for sundry extensions.
128	Allowance for unknown requirements	M1709		100,000	100,000	100,000	100,000	100,000	100,000	100,000	100,000	100,000	100,000	1,000,000	Allowance for unanticipated works.
129	Allowance for Regional share for works in conjunction with residential subdivision development	M1710		1,460,000	1,460,000	1,460,000	1,460,000	1,460,000	1,460,000	1,460,000	1,460,000	1,460,000	1,460,000	14,600,000	Regional share for sanitary sewers related to existing, new residential and new non-residential development, in conjunction with new residential subdivisions.

CONSTRUCTION OF MUNICIPAL SERVICES

2017 CAPITAL BUDGET AND NINE YEAR FORECAST

ITEM No.	PROJECT DESCRIPTION	Project No.	BUDGET PRIOR TO 2017	2017 CAPITAL BUDGET	Nine Year Forecast								TOTAL	REMARKS	
					2018	2019	2020	2021	2022	2023	2024	2025			2026
130	Allowance for Regional share for works in conjunction with non-residential development	M1711		400,000	400,000	400,000	400,000	400,000	400,000	400,000	400,000	400,000	400,000	4,000,000	Allowance for possible Regional share in design and construction of sanitary sewers for non-residential development.
	Sub-total Improvement/expansion of existing facilities		2,389,350	2,973,000	3,675,000	3,475,000	3,375,000	4,425,000	3,375,000	3,375,000	3,375,000	3,375,000	3,375,000	37,187,350	
	TOTAL GROSS EXPENDITURE		84,445,264	72,029,520	77,056,000	46,648,000	105,668,000	327,118,000	141,928,000	69,558,000	313,903,000	30,628,000	26,528,000	1,292,427,184	

<p>TABLE OF CONTENTS</p> <p>2017 BUSINESS PLANS & BUDGETS</p> <p>UTILITY FINANCE</p>

NOTE: On this page, just click on the particular Section and you will be linked to the corresponding page

	<u>Page Number</u>
PROGRAM SUMMARY	311
EXPLANATION OF PROGRAM CHANGES	312
PROGRAM DETAILS	
1. Customer Services	313
2. Billing and Analysis	318
3. Tangible Capital Assets - Replacement	323

PROGRAM SUMMARY



2017 Business Plan

Utility Finance

By Program	2016		2017		
(\$,000's)	Estimated Actuals	Approved Budget	Base Budget	Program Change	Proposed Budget
Expense Programs	\$	\$	\$	\$	\$
Operating:					
1 Customer Services	2,004	2,251	2,364	(41)	2,323
2 Billing and Analysis	3,123	3,307	3,384	109	3,493
Headquarters Shared Cost	302	302	308	-	308
Operating Subtotal	5,429	5,860	6,056	68	6,124
Tangible Capital Assets:					
3 Replacement	393	393	314	-	314
Tangible Capital Assets Subtotal	393	393	314	-	314
Total Program Expenses	5,822	6,253	6,370	68	6,438
Revenue Programs					
Fees and Charges	(1,159)	(1,110)	(1,110)	(34)	(1,144)
Total Revenue Programs	(1,159)	(1,110)	(1,110)	(34)	(1,144)
Net Program Expenses	4,663	5,143	5,260	34	5,294

Summary of Increase (Decrease)

	\$117	
→	2.27%	→
→	\$151	→
→	2.94%	→

Summary of Base Budget Changes

	\$	Comments
Salaries & Benefits	180	Economic increases
Operating Expenses	10	Inflationary increases
Operating Expenses	6	Headquarters shared cost
Tangible Capital Assets - Replacement	(79)	Reduced requirement
	117	

EXPLANATION OF PROGRAM CHANGES



2017 Program Changes

Utility Finance

\$(000's)

Customer Services

◆ New position: 0.5 Business Analyst, effective July 1, 2017, to develop, implement and maintain a new billing system. (Annualized cost of \$68k)	34
◆ Decrease in postage reflecting actual requirements, reallocated to Billing and Analysis.	(75)
	<u>(41)</u>

Billing and Analysis

◆ New position: 0.5 Business Analyst, effective July 1, 2017 to develop, implement and maintain a new billing system. (Annualized cost of \$68k)	34
◆ Increase in postage reflecting actual requirements, reallocated from Customer Services.	75
	<u>109</u>

Revenues

◆ Increase in revenue from occupancy charges, reflecting actual experience.	(34)
	<u>(34)</u>
	<u>34</u>

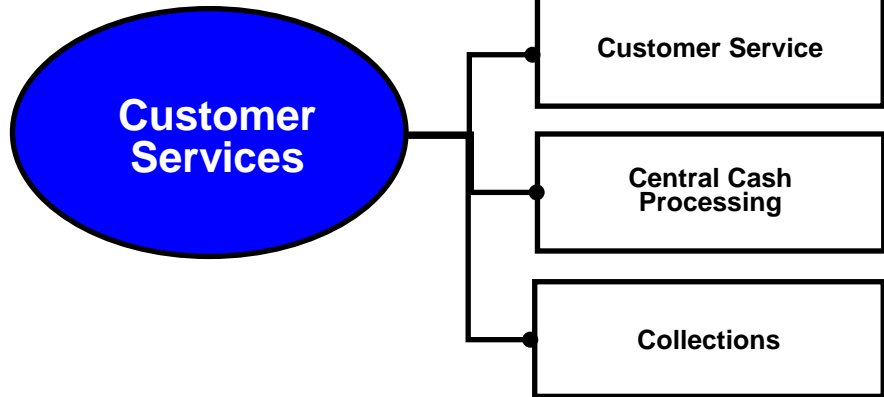


2017 Program Detail

Utility Finance

Purpose:

- ◆ To collect water and sanitary sewer user rate revenues and provide an efficient and effective customer service operation that meets the needs of our customers and maintains the Region's positive image.



Description of Program Activities:

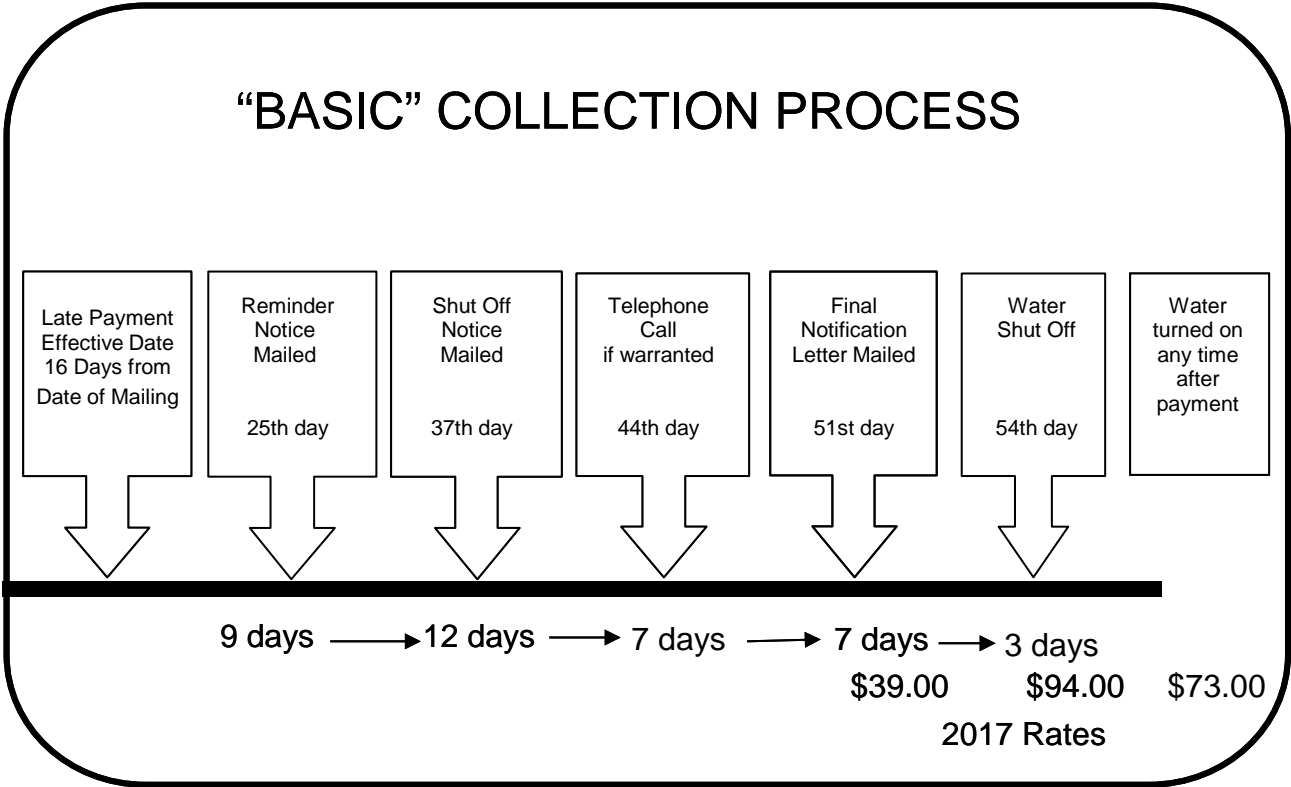
- ◆ **Customer Service** - Respond to water/sanitary sewer customer inquiries (telephone, letter, fax, e-mail, or in person).
- ◆ Provide effective customer service to over 172,000 water/sanitary sewer customers, respond to over 110,000 telephone inquiries, over 6,300 e-mails and over 4,400 customer inquiries made in person. Review and act on over 8,500 lawyer's letters regarding change of ownership.
- ◆ Operate dedicated call centre for customer service inquiries and collections.
- ◆ **Collections** - Collection of outstanding balances related to water and sanitary sewer accounts. Collect approximately \$190 million annually in water/sanitary sewer revenues (keeping overall write-offs very low at 0.03% of revenues).
- ◆ Send collection notices, place collection calls, negotiate and monitor payment arrangements, transfer arrears to local municipal taxation offices, utilize collection agency and shut-off services as a last resort for non-payment of account. Handle collections related to power of sale notifications.
- ◆ Field collection staff visit premises for on-site collection and shut-off of services where necessary.
- ◆ **Central Cash Processing** - Receipt and deposit activity related to water/sanitary sewer payments and other Regional payments (social housing, childcare, police, homes for the aged, landfill, and other miscellaneous services and revenues).
- ◆ Provide front counter cashier services for payment of all Regional services consisting of water and sanitary sewer accounts and other Regional services. Sell transit fare media to approximately 2,200 customers annually.
- ◆ Receive, deposit and record approximately 725,000 water/sanitary sewer payments:
 - a) Electronic Payment - 690,000 payments
 - b) Mail - 21,500 payments
 - c) Counter (in person) - 8,900 payments
 - d) Drop Boxes - 5,900 payments
 - e) Other - 900 payments



2017 Program Detail

Utility Finance

Description of Program Activities (Continued):



Description of Program Resources:

- ◆ 2017 Full Time Staff = 21.75 New Position: 0.5 Business Analyst
- 2016 Full Time Staff = 21.25

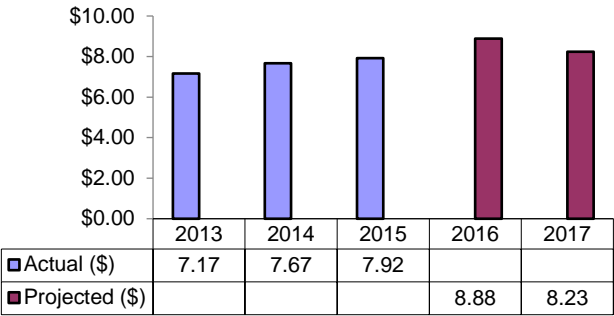


2017 Program Detail

Utility Finance

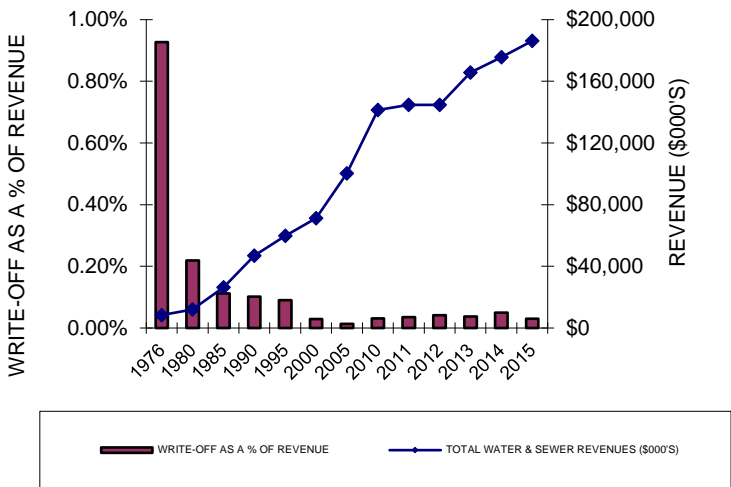
Performance Measurements:

EFFICIENCY



Cost of Incoming Queue Call per Customer Services Call Centre Rep

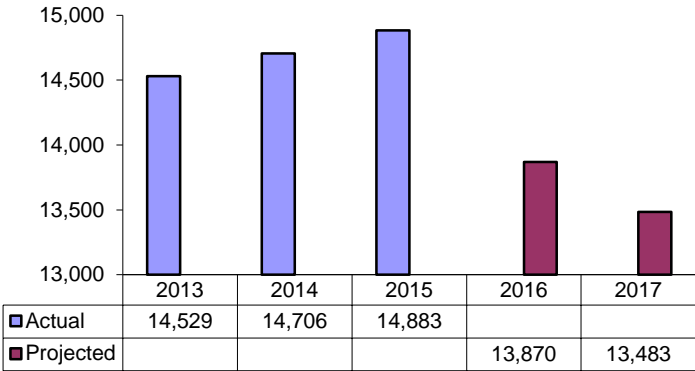
Customer Service reps handle in excess of 176,000 in-bound calls, as well as making collection calls and performing other customer inquiry and collection activities.



Total Revenues and Write-offs as a Percentage of Total Revenue

Some of the water and sanitary sewer billings are uncollectible. Currently, the value of write-offs as a percentage of revenue is a very respectable 0.03% of revenues and is expected to remain at this level.

EFFECTIVENESS



Accounts/Customer Service Staff

One customer service rep was added in mid-year 2016 to address the increasing call volume and the number of abandoned calls. For 2017, the full year staff complement slightly reduces the projected ratio of accounts per staff.



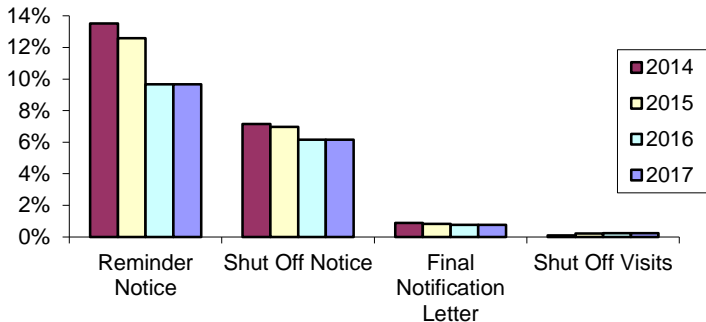
2017 Program Detail

Utility Finance

Performance Measurements (Continued):

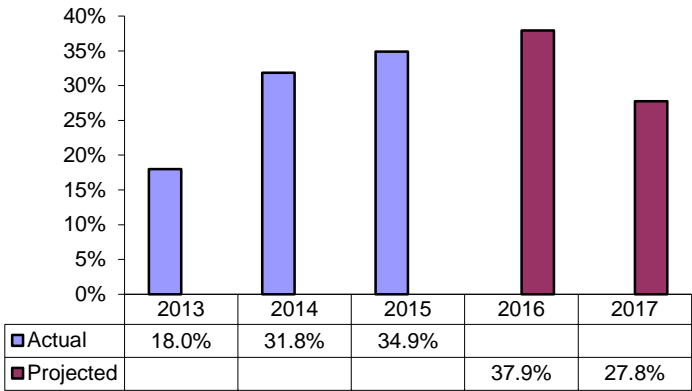
EFFECTIVENESS (CONTINUED)

Collection Action taken as a Percentage of Total Regular Bills Issued



Collection Activities

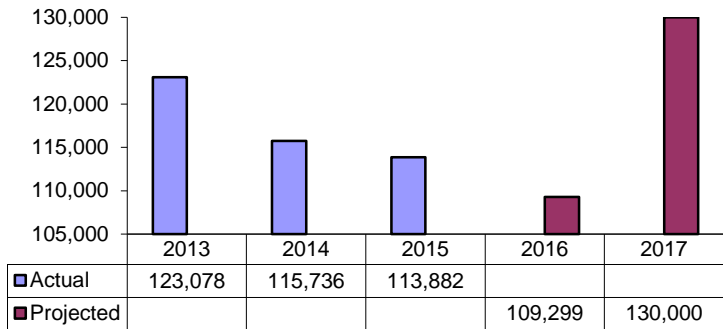
Collection activity is expected to remain about the same as prior years, with only an estimated 1% increase in the number of accounts.



Abandoned Call Rate

Higher call volumes, the complexity of queries, and growth in the number of customers have resulted in call wait times and abandoned calls remaining high. Improvement in call answer rates in 2017 is expected with the annualization of the one customer service rep approved in 2016.

COMMUNITY IMPACT



Telephone Queue Line Calls Answered by Customer Services

Customer inquiries have become more complex and take longer to answer in a satisfactory manner. Staff added in 2016 is expected to improve call answer rates in 2017.

**PROGRAM 1
CUSTOMER SERVICES**



2017 Program Detail

Utility Finance

Detailed Cost of Program:	2016		2017		
(\$,000's)	Estimated Actuals	Approved Budget	Base Budget	Program Change	Proposed Budget
Operating Expenses					
Personnel Expenses	1,815	1,908	2,021	34	2,055
Personnel Related	2	12	12	-	12
Communications	56	165	165	(75)	90
Supplies	25	34	34	-	34
Materials & Services	14	12	12	-	12
Equipment Maintenance & Repairs	5	9	9	-	9
Vehicle Operations	5	7	7	-	7
Professional Services	50	50	50	-	50
Financial Expenses	30	31	31	-	31
Minor Assets & Equipment	2	3	3	-	3
Major Repairs & Renovations	-	20	20	-	20
Gross Operating Expenses	2,004	2,251	2,364	(41)	2,323

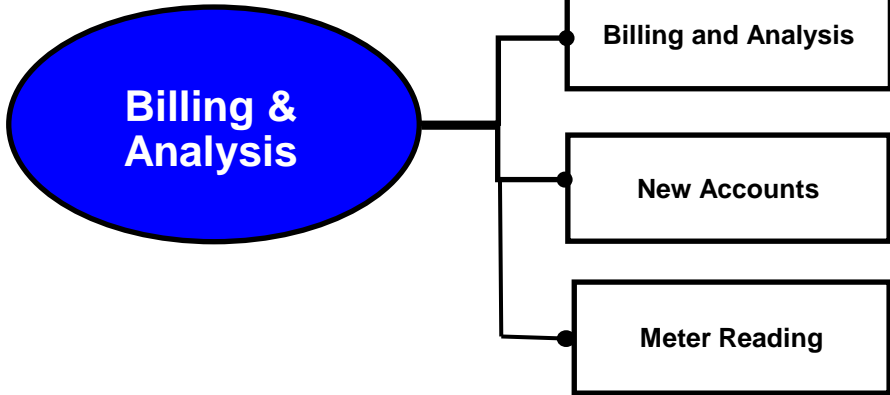


2017 Program Detail

Utility Finance

Purpose:

- ◆ To promptly invoice customers for water and sanitary sewer services provided by the Region of Durham as well as controlling all meter reading, accounting transactions, revenue analysis and reporting requirements.



Description of Program Activities:

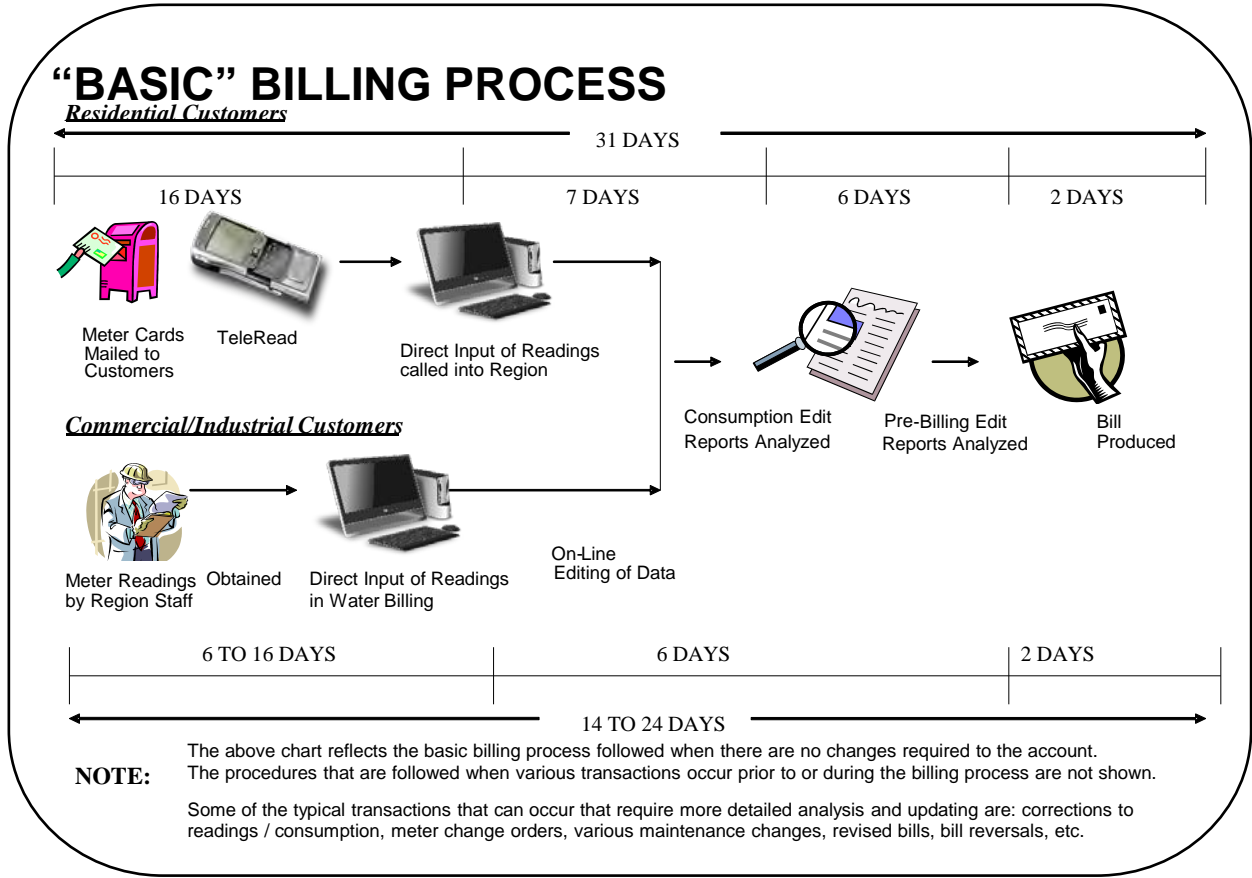
- ◆ **Billing & Analysis** - Control the production and issuance of water/sewer bills and manage all accounting activity, revenue forecasting and reporting requirements.
- ◆ Issue approximately 700,000 water/sewer bills (approximately \$190 million in revenue) annually for over 172,400 water and sewer customers (including approximately 167,700 residential customers and 4,700 industrial, commercial and institutional (ICI) customers).
- ◆ **Meter Reading** - responsible for obtaining water meter readings associated with residential, ICI, and Final (Customer moves) accounts, as well as investigating and assisting customers to identify water consumption problems.
- ◆ Residential Readings (quarterly)
 - a) Customer Meter Card Program - 3 mailed cards per year (over 368,000 readings). 93% of all returned customer readings are submitted through the TeleRead program (7% mailed backed).
 - b) Region Meter Reads - 1 time per year/customer (over 167,000 readings).
 - c) Customer Site Investigations - Assist customers in resolving high consumption issues (around 4,400 site investigations annually).
- ◆ ICI Readings - bi-monthly meter readings obtained by Regional meter readers (around 28,000 reads annually).
- ◆ Final Readings - over 13,500 annual readings coordinated with customers when they move.
- ◆ Meter Reading Assistance Program - Obtain meter readings for those customers who find it difficult to read the meters (over 15,000 readings annually for 3,876 customers).
- ◆ **New Accounts** - Control and set up of all new customer accounts (approximately 1,600 new accounts will be set up in 2016).



2017 Program Detail

Utility Finance

Description of Program Activities (Continued):



Description of Program Resources:

- ◆ 2017 Full Time Staff = 19.75 New Position: 0.5 Business Analyst
- 2016 Full Time Staff = 19.25

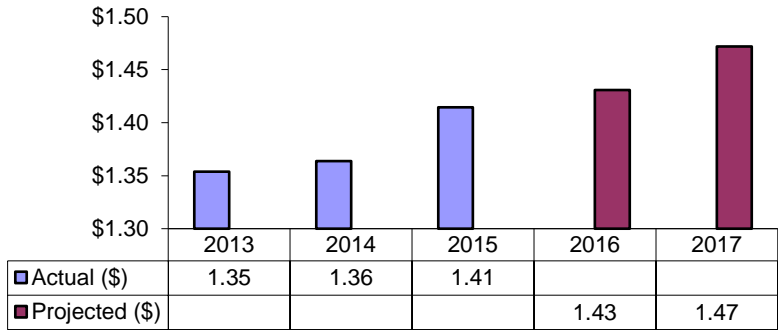


2017 Program Detail

Utility Finance

Performance Measurements:

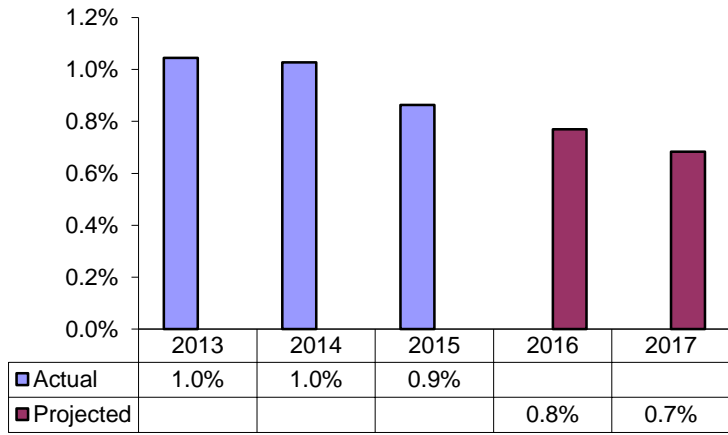
EFFICIENCY



Cost per Bill

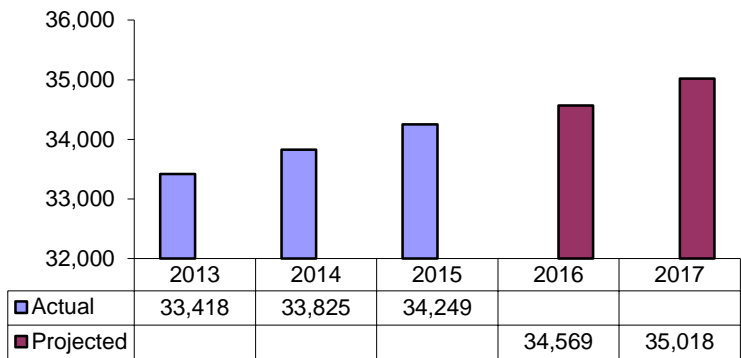
The direct cost per bill is expected to show a marginal increase in 2017.

EFFECTIVENESS



Percentage of Accounts With 4 or More Consecutive Estimates

Due to customer contacts, meter reader visits to customer properties, and the addition of remote reading capabilities, a decrease in the number of accounts with 4 or more consecutive estimates has been obtained, despite the increase in the number of accounts. Receiving actual reads results in more accurate bills and highlights consumption problems faster.



Billing Staff/Accounts Ratio

The number of accounts handled by each staff member is expected to increase yearly due to customer growth.

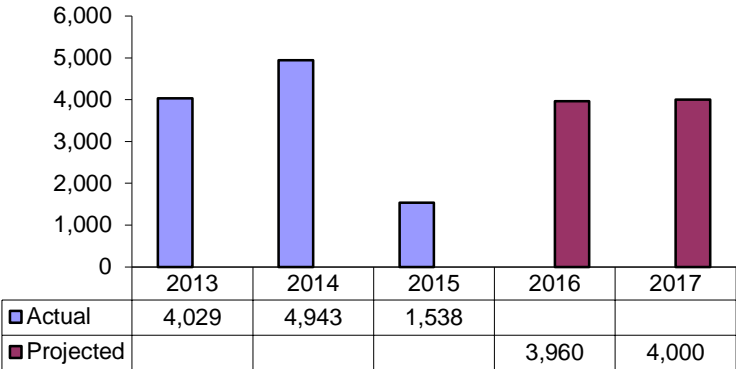


2017 Program Detail

Utility Finance

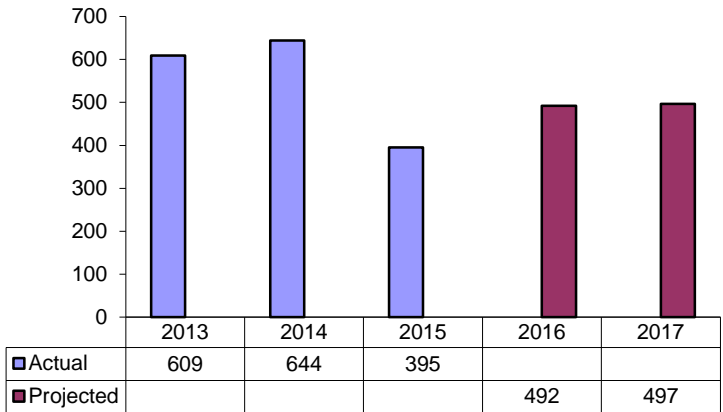
Performance Measurements (Continued):

COMMUNITY IMPACT



General Meter Reading Site Visits

General meter reading site visits dipped in 2015 due to staff turnover but have returned to a more normal level. They are expected to increase marginally over the next few years.



Scheduled Customer Meter Reading Appointments

Scheduled meter reading appointments, to assist customers in locating plumbing problems, decreased in 2015 due to staff turnover. The number of visits since then has been increasing slowly.

**PROGRAM 2
BILLING AND ANALYSIS**



2017 Program Detail

Utility Finance

Detailed Cost of Program:	2016		2017		
(\$,000's)	Estimated Actuals	Approved Budget	Base Budget	Program Change	Proposed Budget
Operating Expenses					
Personnel Expenses	1,603	1,785	1,852	34	1,886
Personnel Related	7	13	13	-	13
Communications	1,100	1,069	1,079	75	1,154
Supplies	135	135	135	-	135
Materials & Services	9	15	15	-	15
Equipment Maintenance & Repairs	4	9	9	-	9
Vehicle Operations	25	20	20	-	20
Professional Services	50	60	60	-	60
Contracted Services	150	165	165	-	165
Financial Expenses	2	2	2	-	2
Minor Assets & Equipment	6	2	2	-	2
Major Repairs & Renovations	20	20	20	-	20
Contribution to Reserve & Reserve Funds	12	12	12	-	12
Gross Operating Expenses	3,123	3,307	3,384	109	3,493

**PROGRAM 3
TANGIBLE CAPITAL ASSETS - REPLACEMENT**



2017 Program Detail

Utility Finance

Description	Qty	Unit Cost	Total
		\$	\$
<u>Customer Service - Program 1</u>			
1 Desktop Computers	7	700	4,900
2 Laptop Computer	1	2,100	2,100
			7,000
<u>Billing and Analysis - Program 2</u>			
3 Desktop Computers	7	700	4,900
4 Laptop Computer	1	2,100	2,100
5 Customer Information/Billing System Software	1	300,000	300,000
			307,000
			314,000

TABLE OF CONTENTS
2017 BUSINESS PLANS & BUDGETS
REGIONAL CORPORATE COSTS
FOR WATER AND SEWER

NOTE: On this page, just click on the particular Section and you will be linked to the corresponding page

	<u>Page Number</u>
<u>REGIONAL CORPORATE COSTS FOR WATER</u>	
PROGRAM SUMMARY	325
<u>REGIONAL CORPORATE COSTS FOR SEWER</u>	
PROGRAM SUMMARY	326

PROGRAM SUMMARY




2017 Business Plan

Regional Corporate Costs for Water

By Program	2016		2017		
(\$,000's)	Estimated	Approved	Base	Program	Proposed
<u>Expense Programs</u>	<u>Actuals</u>	<u>Budget</u>	<u>Budget</u>	<u>Change</u>	<u>Budget</u>
	\$	\$	\$	\$	\$
Advertising	12	21	21	-	21
Audit Fees	21	25	25	-	25
Contribution to Reserve Funds	589	589	610	-	610
Contribution to Capital Fund	564	564	612	-	612
Debt Issuance Expense	14	24	24	-	24
Insurance	408	408	416	-	416
Interest Expense	161	176	176	-	176
Bad Debt Expense	31	34	34	-	34
Allocation of Admin Charges	4,024	4,024	4,064	-	4,064
Net Program Expenses	5,824	5,865	5,982	-	5,982

Summary of Increase (Decrease)



Summary of Base Budget Changes

	\$	Comments
Allocation of Admin Charges	40	Economic Increase
Other Services	77	Inflationary Increases
	117	

PROGRAM SUMMARY




2017 Business Plan

Regional Corporate Costs for Sewer

By Program	2016		2017		
(\$,000's)	Estimated Actuals	Approved Budget	Base Budget	Program Change	Proposed Budget
<u>Expense Programs</u>	\$	\$	\$	\$	\$
Advertising	17	21	21	-	21
Audit Fees	21	22	22	-	22
Contribution to Reserve Funds	589	589	611	-	611
Contribution to Capital Fund	618	618	652	-	652
Debt Issuance Expense	17	25	25	-	25
Insurance	533	533	543	-	543
Interest Expense	115	109	109	-	109
Bad Debt Expense	38	46	47	-	47
Allocation of Admin Charges	3,466	3,466	3,508	-	3,508
Net Program Expenses	5,414	5,429	5,538	-	5,538

Summary of Increase (Decrease)



Summary of Base Budget Changes

	\$	Comments
Allocation of Admin Charges	42	Economic Increase
Other Services	67	Inflationary Increases
	109	