

RED TAPE
NORTH LEG
SOUTH BOUND



CANOGA 4
 RED & GREEN WIRES
 BLACK & WHITE WIRES

CANOGA 3
 RED & GREEN WIRES
 BLACK & WHITE WIRES

CANOGA 1
 RED & GREEN WIRES
 BLACK & WHITE WIRES

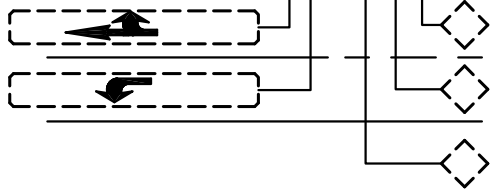
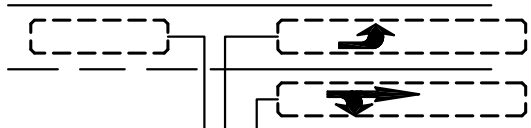
CANOGA 2
 BLACK & WHITE WIRES
 RED & GREEN WIRES

CANOGA 3
 RED & GREEN WIRES
 BLACK & WHITE WIRES

CANOGA 2
 RED & GREEN WIRES

CANOGA 1
 BLACK & WHITE WIRES
 RED & GREEN WIRES

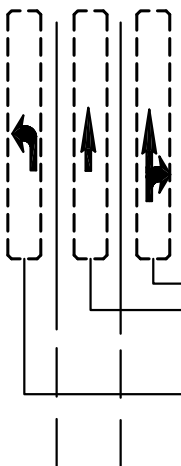
ORANGE TAPE
WEST LEG
EAST BOUND



CANOGA 2
 RED & GREEN WIRES

CANOGA 1
 BLACK & WHITE WIRES
 RED & GREEN WIRES

YELLOW TAPE
EAST LEG
WEST BOUND



CANOGA 2
 RED & GREEN WIRES
 BLACK & WHITE WIRES

CANOGA 1
 BLACK & WHITE WIRES

GREEN TAPE
SOUTH LEG
NORTH BOUND

NOTE:

THE CANOGA NUMBER INDICATES THE NUMBER OF BANDS OF COLOURED TAPE ON EACH END. THE COLOUR OF TAPE IS DETERMINED BY WHICH LEG THE CANOGA IS BEING USED.

ALL DIMENSIONS IN MILLIMETRES EXCEPT WHERE NOTED.



WORKS DEPARTMENT

**LOOP DETECTOR ASSIGNMENT
 AND TAPE MARKING**

| |
|--------------------|
| DWG. DATE: 2010 04 |
| REVISION NO.: 1 |
| REV. DATE: 2013 04 |
| SCALE: N.T.S. |

S-411.040